

1927 Chicago Cubs



APBA	Won	Lost	Pct
Chicago	76	77	0.497

Actual	Won	Lost	Pct
Chicago	85	68	0.556

One Run Games	22	28	0.440
Blowouts (5+)	19	21	0.475
Extra Innings	7	7	0.500
Shutouts	10	11	0.476

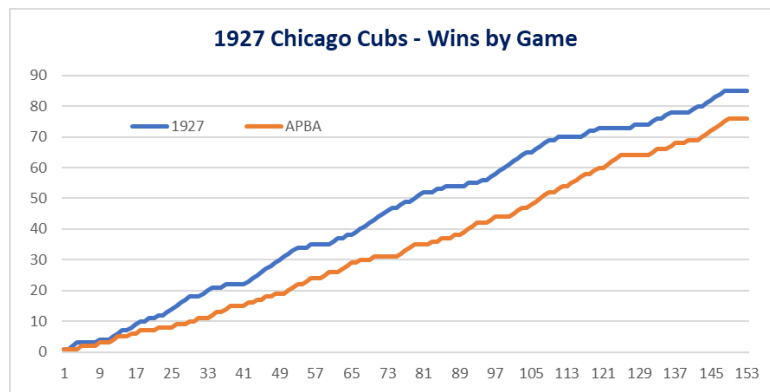
One Run Games	27	27	0.500
Blowouts (5+)	21	15	0.583
Extra Innings	15	3	0.833
Shutouts	11	8	0.579

Philadelphia	14	8	0.636
Brooklyn	14	8	0.636
Cincinnati	13	9	0.591
New York	11	11	0.500
Boston	10	12	0.455
Pittsburgh	7	15	0.318
St. Louis	7	14	0.333
Vs. NL	76	77	0.497

Philadelphia	13	9	0.591
Brooklyn	15	7	0.682
Cincinnati	14	8	0.636
New York	10	12	0.455
Boston	15	7	0.682
Pittsburgh	9	13	0.409
St. Louis	9	12	0.429
Vs. NL	85	68	0.556

The Chicago Cubs eeked out seventy-six (76) wins in the replay, nine wins less than actual play. The Cubs played the combination of Philadelphia and Brooklyn even with 28 wins. The Cubs played the combination of Cincinnati and New York even with 24 wins. The Cubs underachieved versus Boston by five games and underachieved versus both Pittsburgh and St. Louis by two games.

Fifty-five percent (55%) of the replay games matched their actual win/loss outcomes.

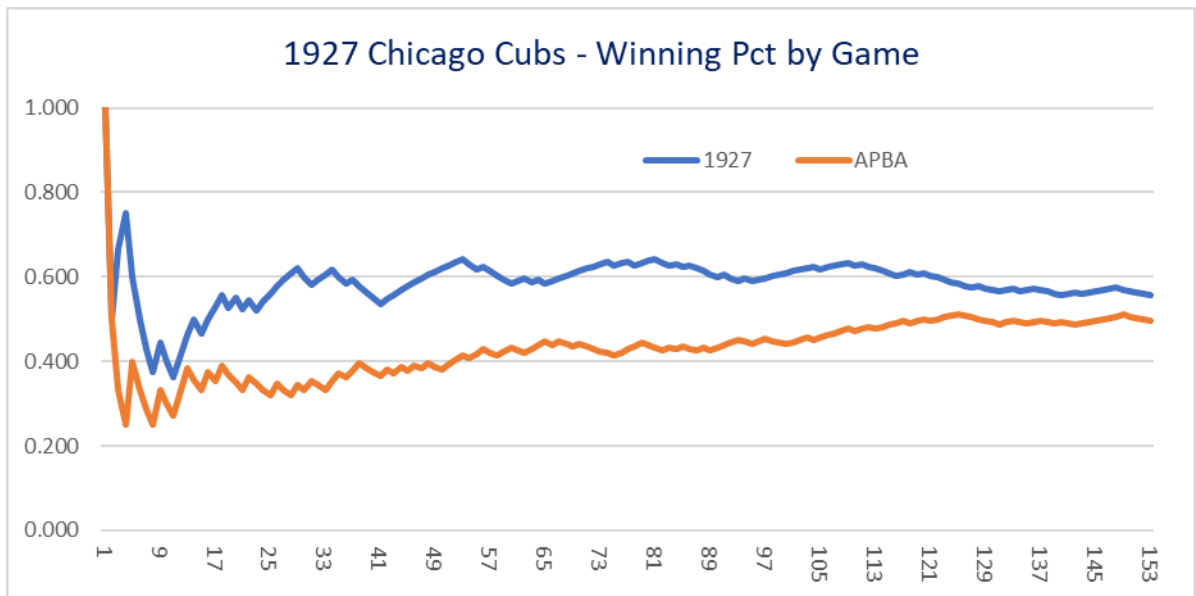


Season at a Glance

In the replay, the Cubs matched their actual record of 1-1 after two games and never again reached their actual win percentage during the balance of the season.

The Cubs team batting average was .282 in the replay versus .284 in actual play. Cubs team replay ERA was 3.87 versus 3.65 actual.


Cubs opponents team batting average was .276 in the replay versus .272 in actual play.



	G	AB	R	H	2B	3B	HR	RBI	SB	CS	SB%
APBA Team Batting	153	5,284	654	1,491	230	50	78	633	84	61	58%
1927	153	5,303	750	1,505	266	63	74	692	65	55	54%

	BB	SO	HBP	SAC	GDP	ROE	PA	BA	OBP	SLG	OPS	ISO
APBA Team Batting	436	593	13	207	110	86	5,940	.282	.337	.389	.726	.107
1927	481	492	27	207	105	102	6,018	.284	.346	.400	.746	.116

	TB	HR%	SO%	BB%	XBH%	X/H%	SO/BB	AB/SO	AB/HR	AB/RBI
APBA Team Batting	2,055	1.3%	10.0%	7.3%	6.0%	24.0%	1.36	8.9	67.7	8.3
1927	2,119	1.2%	8.2%	8.0%	6.7%	26.8%	1.02	10.8	71.7	7.7



Charles Root (MG-17 (X) M)
 Righthander, Root
22 wins, 11 losses, 4 saves, Replay
26 wins, 15 losses, 2 saves, Actual

	APP	GS	GF	CG	SHO	W	L	SV	PCT	ERA
APBA Team Pitching	303	153	86	67	6	76	77	17	.497	3.87
1927	267	153	78	75	11	85	68	6	.556	3.65

	IP	H	R	ER	HR	BB	SO	HBP	BK	WP
APBA Team Pitching	1,387.2	1,461	658	596	68	470	576	22	3	17
1927	1,386.0	1,441	661	562	50	514	465	38	3	16

Root, Blake, Bush: Combined for 46-31-9 record versus 49-39-4 in actual play.

	BF	WHIP	H9	HR9	BB9	SO9	SO/W	HR%	SO%	BB%	SO-BB%
APBA Team Pitching	5,951	1.392	9.5	0.4	3.0	3.7	1.23	1.1%	9.7%	7.9%	1.8%
1927	5,992	1.411	9.4	0.3	3.4	3.1	0.90	0.8%	7.8%	8.6%	-0.8%

Chicago Cubs Opponents Batting

	G	PA	AB	R	H	2B	3B	HR	BI	TB	SB	CS
OPP Totals	153	5,951	5,290	658	1,461	203	67	68	637	2,002	73	70
Actual 1927	153	5,990	5,269	661	1,439	209	69	50		1,932	49	68

	BB	SO	HB	DP	SH	RE	BA	OBP	SLG
OPP Totals	470	576	22	120	169	78	.276	.339	.378
Actual 1927	514	465	38	97	168	89	.272	.337	.367

Chicago Cubs Pitching

Chicago	G	IP	H	R	ER	HR	BB	SO	HB	WP	BK	BF
Root	54	309	207	70	65	16	82	180	4	3	1	1191
1927	48	309	296	148	129	16	117	145	9	3	1	1316
Blake	35	224 1/3	159	57	52	7	46	52	4	4	0	865
1927	32	224 1/3	238	101	82	3	82	64	4	4	0	963
Bush	43	193 1/3	200	94	87	5	85	81	3	2	1	848
1927	36	193 1/3	177	76	65	3	79	62	6	2	1	813
Carlson	33	184 2/3	237	115	101	11	41	47	5	0	0	814
1927	27	184 1/3	201	73	65	9	27	27	2	0	0	763
Brillheart	34	128 2/3	175	79	68	6	42	40	3	4	0	589
1927	32	128 2/3	140	67	59	4	38	36	4	4	1	556
Jones	27	112 2/3	135	65	62	2	63	50	0	2	0	522
1927	30	112 2/3	123	67	51	3	72	37	6	2	0	529
Osborn	31	107 2/3	150	75	67	5	64	56	0	0	1	512
1927	24	107 2/3	125	54	50	2	48	45	1	0	0	485
Kaufmann	14	53 1/3	95	52	51	11	16	20	2	2	0	262
1927	9	53 1/3	75	44	38	8	19	21	4	1	0	254
Nehf	9	27 2/3	42	23	16	3	10	20	0	0	0	134
1927	8	26 1/3	25	5	4	0	9	12	0	0	0	110
Roy	13	19 2/3	19	9	8	1	16	9	1	0	0	92
1927	11	19 2/3	14	9	5	0	11	5	1	0	0	82
Weinert	5	19 2/3	33	16	16	1	4	7	0	0	0	92
1927	5	19 2/3	21	13	10	2	6	5	0	0	0	90
Grampp	2	3	3	1	1	0	1	7	0	0	0	13
1927	2	3	4	3	3	0	1	3	0	0	0	13
Dean	2	3	3	1	1	0	0	6	0	0	0	12
1927	2	3	2	0	0	0	2	2	1	0	0	11
Welch	1	1	3	1	1	0	0	1	0	0	0	5
1927	1	1	0	1	1	0	3	1	0	0	0	7

Chicago Cubs Pitching

Chicago	W	L	SV	GS	GF	CG	SH	ERA	WHIP	H9	MG
Root	22	11	4	36	15	17	4	1.89	0.935	6.0	(17) X M
1927	26	15	2	36	12	21	4	3.76	1.337	8.6	
Blake	14	6	1	27	3	13	1	2.09	0.914	6.4	(13)
1927	13	14	0	27	3	13	2	3.29	1.426	9.5	
Bush	10	14	4	22	15	7	0	4.05	1.474	9.3	(14) Y W
1927	10	10	2	22	10	9	1	3.03	1.324	8.2	
Carlson	8	16	0	22	9	15	1	4.92	1.505	11.6	(8) Z L
1927	12	8	0	22	4	15	2	3.17	1.237	9.8	
Brillheart	7	5	1	12	7	5	0	4.76	1.687	12.2	(5)
1927	4	2	0	12	8	4	0	4.13	1.383	9.8	
Jones	7	4	2	11	7	3	0	4.95	1.757	10.8	(5) Y W G
1927	7	8	1	11	12	5	1	4.07	1.731	9.8	
Osborn	2	9	1	12	12	3	0	5.60	1.988	12.5	(5) Y W L
1927	5	5	0	12	11	2	0	4.18	1.607	10.4	
Kaufmann	3	7	0	6	4	2	0	8.61	2.081	16.0	(1) Y M
1927	3	3	0	6	1	3	0	6.41	1.763	12.7	
Nehf	1	1	2	2	4	1	0	5.20	1.880	13.7	(5) X
1927	1	1	1	2	5	2	1	1.37	1.291	8.5	
Roy	2	2	1	0	8	0	0	3.66	1.780	8.7	(10*) W H
1927	3	1	0	0	7	0	0	2.29	1.271	6.4	
Weinert	0	2	0	3	0	1	0	7.32	1.881	15.1	(8)
1927	1	1	0	3	0	1	0	4.58	1.373	9.6	
Grampp	0	0	0	0	0	0	0	3.00	1.333	9.0	(3) K X Y
1927	0	0	0	0	2	0	0	9.00	1.667	12.0	
Dean	0	0	1	0	1	0	0	3.00	1.000	9.0	(3) K W
1927	0	0	0	0	2	0	0	0.00	1.333	6.0	
Welch	0	0	0	0	1	0	0	9.00	3.000	27.0	(3) K Y W
1927	0	0	0	0	1	0	0	9.00	3.000	0.0	

(17) WP1 M Q0
Charles Henry "Chinski"
ROOT
 Grade A Pitcher (2) (X) (34)

G	GS	IP	W	L	SV	ERA	BB	SO	HR
48	36	309	26	15	2	3.76	117	145	16

Chicago Cubs Batting

Chicago	BB	SO	HB	DP	SH	RE	BA	OBP	SLG
Adams	47	37	0	4	16	13	.308	.352	.345
1927	42	26	0	7	16	12	.292	.335	.340
Stephenson	59	42	1	12	16	3	.340	.402	.495
1927	65	28	6	17	18	7	.344	.415	.491
Wilson	65	79	3	7	18	6	.321	.388	.576
1927	71	70	6	9	18	8	.318	.401	.579
Grimm	45	38	4	18	27	12	.284	.344	.351
1927	45	21	3	12	26	15	.311	.367	.398
Pitchers	11	117	0	6	26	4	.158	.178	.200
1927	13	112	1	12	27	11	.193	.216	.226
Hartnett	40	33	3	17	14	15	.293	.363	.440
1927	44	42	3	11	13	13	.294	.361	.454
Beck	28	42	1	9	15	8	.264	.314	.342
1927	43	37	0	5	16	11	.258	.332	.350
Webb	39	34	0	7	10	0	.315	.386	.477
1927	48	31	1	8	14	7	.301	.391	.506
English	21	29	0	10	25	4	.314	.348	.363
1927	16	26	1	6	23	5	.290	.325	.365
Heathcote	24	30	0	3	8	7	.314	.375	.376
1927	20	16	3	3	7	5	.294	.359	.408
Pick	17	30	0	2	9	2	.174	.241	.217
1927	20	26	0	2	9	2	.171	.254	.254
Scott	16	22	1	8	6	2	.273	.361	.440
1927	19	18	1	4	4	2	.314	.392	.442
Cooney	7	8	0	1	7	3	.252	.280	.281
1927	8	7	0	4	9	0	.242	.286	.258
Gonzalez	6	11	0	4	4	1	.274	.323	.451
1927	10	8	1	4	4	2	.241	.311	.324
Freigau	7	19	0	2	3	5	.221	.286	.279
1927	9	10	1	1	0	2	.233	.313	.291
Tolson	0	11	0	0	3	0	.222	.208	.378
1927	4	9	0	0	3	0	.296	.345	.481
Yoter	3	11	0	0	0	1	.143	.226	.179
1927	4	4	0	0	0	0	.222	.323	.333
Wilke	0	0	0	0	0	0	.111	.111	.111
1927	0	1	0	0	0	0	.000	.000	.000
Haney	1	0	0	0	0	0	.000	.333	.000
1927	0	0	0	0	0	0	.000	.000	.000
Churry	0	0	0	0	0	0	.000	.000	.000
1927	0	0	0	0	0	0	1.000	1.000	1.000
Sewell	0	0	0	0	0	0	1.000	1.000	1.000
1927	0	0	0	0	0	0	.000	.000	.000

Lewis Robert "Hack"

WILSON

Outfielder (2)

G	AB	R	H	HR
146	551	119	175	30
RBI	SB	BA	SLG	OBP
129	13	.318	.579	.401

11-	3	31-	9	51-	8
12-	25	32-	26	52-	27
13-	14	33-	5	53-	17
14-	30	34-	31	54-	32
15-	10	35-	9	55-	8
16-	28	36-	33	56-	13
21-	30	41-	24	61-	40
22-	6	42-	14	62-	22
23-	26	43-	29	63-	30
24-	12	44-	7	64-	14
25-	10	45-	14	65-	35
26-	13	46-	13	66-	1
J-1					

-0/-2 1927 CHI

Jackson Riggs "Riggs"

STEPHENSON

(S) Outfielder (1) (3B-3)

G	AB	R	H	HR
152	579	101	199	7
RBI	SB	BA	SLG	OBP
82	8	.344	.491	.415

11-	0-1	31-	8-6	51-	8-5
12-	25-11	32-	26-11	52-	27-11
13-	14-6	33-	0-1	53-	15-6
14-	30-6	34-	31-6	54-	32-6
15-	7-2	35-	9-6	55-	7-2
16-	28-6	36-	14-6	56-	34-6
21-	32-6	41-	24-7	61-	40-6
22-	0-2	42-	9-6	62-	13-6
23-	29-6	43-	29-11	63-	31-6
24-	12-6	44-	7-2	64-	14-6
25-	8-4	45-	14-6	65-	35-8
26-	27-6	46-	29-6	66-	0-1
J-0					

-1/-1 1927 CHI

1927 National League	W	L	PCT	GB
Pittsburgh Pirates	94	60	.610	-
St. Louis Cardinals	92	61	.601	1.5
New York Giants	92	62	.597	2.0
Chicago Cubs	85	68	.556	8.5
Cincinnati Reds	75	78	.490	18.5
Brooklyn Robins	65	88	.425	28.5
Boston Braves	60	94	.390	34.0
Philadelphia Phillies	51	103	.331	43.0

Total Replay Plate Appearances (both teams): 11,891 versus 12,010 actual

Days to Complete Replay: 55



All APBA cards are available for purchase from APBA Games, apbagames.com