

1916 National League Replay Yearbook

Brooklyn runs away NL crown: win by 12 games



1916 National League Replay Table of Contents

<i>Table of Contents</i>	2
<i>Final Standings and Leaders</i>	3
<i>Introduction</i>	4-6
<i>1916 National League pennant race recap</i>	7-8
<i>Team-by-team recap</i>	8-13
<i>Team totals and team-by-team stats (individual batting, pitching)</i>	14-23
<i>1916 National League All Stars</i>	24-25
<i>Leaders: batting, pitching</i>	26-29
<i>NL standouts</i>	30-31
<i>Pinch-hitting</i>	32-35
<i>Batting highlights</i>	36-40
<i>Hitting streaks</i>	41
<i>Pitchers batting</i>	42-43
<i>Pitching highlights</i>	44-47
<i>Pitchers records v. opponents</i>	48-49
<i>Fielding</i>	50
<i>Injuries and ejections</i>	51
<i>No-hitter box scores</i>	52-53
<i>Inside the pennant race</i>	54-58
<i>Scores, month-by-month</i>	59-71



1916 National League Final Standings and Leaders

Replay Results

	<u>W-L</u>	<u>Pct.</u>	<u>GB</u>
Brooklyn Robins	103-51	.668	--
New York Giants	91-63	.591	12
Philadelphia Phillies	81-73	.526	22
Boston Braves	80-74	.519	23
Cincinnati Reds	74-80	.481	30
Chicago Cubs	68-86	.442	36
St. Louis Cardinals	60-94	.392	43
Pittsburgh Pirates	59-95	.383	44

Real Life Results

	<u>W-L</u>	<u>Pct.</u>	<u>GB</u>
Brooklyn Robins	94-60	.610	--
Philadelphia Phillies	91-62	.595	2 ½
Boston Braves	89-63	.586	4
New York Giants	86-66	.566	7
Chicago Cubs	67-86	.438	26 ½
Pittsburgh Pirates	65-89	.422	29
Cincinnati Reds	60-93	.392	33 ½
St. Louis Cardinals	60-93	.392	33 ½

Batting leaders

Batting average	Hal Chase, Cinc	.341
On base pct.	Jake Daubert, Bkn	.382
Slugging pct.	Hal Chase, Cinc	.468
Doubles	Zack Wheat, Bkn	36
Triples	Benny Kauff, NYG	20
Home runs	Max Carey, Pitt	13
Runs batted in	Benny Kauff, NYG	69
Base hits	Hal Chase, Cinc	189
Runs scored	George Burns, NYG	107
Bases on balls	Heinie Groh, Cinc	83
Stolen bases	Rabbit Maranville, Bos	60

Pitching leaders

ERA	Jeff Pfeffer, Bkn	1.01
Wins	Pete Alexander, Phila	31-13
W-L pct.	Jeff Pfeffer, Bkn	29-6, .829
Shutouts	Pete Alexander, Phila	15
Strikeouts	Larry Cheney, Bkn	148
Innings pitched	Pete Alexander, Phila	405.3
Complete games	Pete Alexander, Phila	35
Saves	Three tied with	3

Most Valuable Player Hal Chase, Cincinnati

Cy Young Award Pete Alexander, Philadelphia

No-hitters:

Eppa Rixey, Philadelphia, July 8 v. St. Louis

Team v. Team Results

	<u>Bkn</u>	<u>NYG</u>	<u>Phila</u>	<u>Bos</u>	<u>Cinc</u>	<u>ChiC</u>	<u>StL</u>	<u>Pitt</u>	<i>Wins</i>
Brooklyn Robins	-	11	13	14	16	17	16	16	103
New York Giants	11	-	13	13	10	14	15	15	91
Philadelphia Phillies	11	9	-	11	13	16	12	11	81
Boston Braves	8	9	11	-	8	14	13	17	80
Cincinnati Reds	6	8	9	14	-	13	12	12	74
Chicago Cubs	5	12	8	8	9	-	11	17	68
St. Louis Cardinals	6	7	10	9	10	11	-	7	60
Pittsburgh Pirates	6	7	11	5	10	5	15	-	59
<i>Losses</i>	51	91	73	74	80	86	94	95	616

1916 AL Replay Introduction

The Brooklyn Robins were runaway winners in the National League 1916 APBA replay, winning the flag by twelve games over the runner-up New York Giants. In real-life, the Robins won the 1916 National League pennant by only a slim margin in a tight race with the Phillies and Braves.



In sharp contrast with the American League 1916 replay, won by the Boston Red Sox on the next-to-the-last day of the season, the NL race was a total blowout, the second straight NL replay pennant race that was a non-event. In an earlier replay of the 1915 National League season, the Philadelphia Phillies won the pennant by 16 games, an even larger margin than Brooklyn's win over New York in 1916.

By early August, Brooklyn had opened an enormous lead over Giants and coasted in the rest of the way, eventually winning by 12 games over their cross-town rivals. The Robins clinched the pennant September 10 and finished the final two weeks using a blend of starters and backups to minimize the chance any injuries prior to their World Series date with the Red Sox.

The only real competition in the replay was for third place, between the Boston Braves (81-73) and Philadelphia Phillies (80-74) and a spirited battle between the St. Louis Cardinals (60-94) and Pittsburgh Pirates (59-95) to avoid finishing in the cellar. Both races were not settled until the final game for each team.

From the standpoint of suspense, the '16 NL replay was a yawner, but like all previous replays, the "game within the replay" found ways to provide considerable entertainment.

Superior pitching dominated with Opening Day providing a preview of what the rest of the replay would look like with the Phillies edging Boston 1-0 in 19 innings. As the replay progressed, the battles between the four Eastern front-runners were marked by intensely tight low-scoring games that often went down to the final out or wound up in extra innings.

The four Western teams, lacking the pitching quality and depth of the four Eastern teams, had offenses that were more freewheeling, poorer defenses, and hitters more able to capitalize on the Western teams lack of pitching depth.

Cincinnati 1b Hal Chase was the NL MVP. Chase led the NL in batting (.341), hits (189), slugging (.468) and tied for the lead in total bases (260). He was second in OBP (.371), ranked seventh in RBIs (61), and ranked in the Top Ten in both doubles (27) and triples (13). In addition, he was a top-notch defender at first base for the Reds.

The Cy Young winner was Philadelphia's **Grover Cleveland (Pete) Alexander**, who topped 30 wins for the second straight Deadball replay, going 31-13 and finishing second in ERA (1.07) and strikeouts (135) while throwing an astounding 15 shutouts, almost half of his wins.

Opening Day ceremonies

The 1916 NL League replay was the completion of my sixth complete season of year-by-year replays from the DeadBall Era starting with 1911.

The relay **got underway on Saturday, August 26, 2023 at 10:45 a.m.**, at 12:15 p.m. a bright Florida morning day with the temperature at a comfortable 77 degrees. My spouse, Carole resumed her role of First Dice Roller, rolling a 51, which was **turned into a 27 against 24 rated Pete Alexander**, resulting in groundout to 3b by Boston leadoff hitter Rabbit Maranville. The opening game wound up going 19 innings before the Phillies won on a pair of sacrifice hits to score Wilbur Good, who had walked and stolen second.

The replay finished on Sunday, Feb. 4, 2024 at 1:55 p.m. Carole rolled the entire final inning for the visiting Chicago Cubs against St. Louis. With the Cubs down 1-0 going into the ninth, Carole managed a leadoff single for pinch-hitter **Earl Smith**, but **Max Flack** flied to right and OF **Les Mann** finished the inning—and the replay—by hitting into a DP that gave Card righty **Bill Doak** a splendid three-hit shutout win and lifted the Cardinals into seventh place, a game ahead of the Pirates.

The replay required **163 days** to complete, five months and ten days, a pace that has been consistent with replays conducted of the entire 1915 replay and the 1916 AL replay.

1916 NL replay preparation, guidelines, and rules variations

I used the same set of guidelines for the NL replay as the American League replay, including:

- **Use of pre-prepared season schedule** that began on April 11 and concluded on September 26. This enabled me to use an organized, manageable approach to the replay, rather than playing out the actual schedule of games played in 1916. The pre-prepared schedule eliminated dealing with complex real-life schedules punctuated with rainouts and an uneven number of games for each team as the season progressed, lent itself to avoiding errors in maintaining accurate standings and statistics.

Within the replay schedule, each team played one another in a pair of three-game series (three at home and three away) from April 11 through May 27. Beginning May 29, each team played one another in four four-game series (two series at home and two series away) through September 26, for a total of 154 games. This was incredibly helpful in totaling stats in an organized, management manner.

- The biggest time saver was **preparing all the starting lineups before the season began**. This required entry in pencil, of the actual starting lineups and pitching rotations for *all 308 games of the 1916 National League season*. This took about five days to prepare....a mundane task, but helpful to get better acquainted with team lineups and eliminating juggling lineups on my own and allowed much closer adherence to real life usage of players.

While the process of penciling in the lineups was a slog, the payoff was that the pre-written lineups speeded the replay, making necessary adjustments, particularly lineup changes caused by injuries, by simply erasing and re-entering the lineup changes.

- The MG symbols governed the use of players, per APBA Master Game rules. The 1916 MG symbols chart offered only batting splits from one side, so I researched the real-life splits for all NL batters and added the splits for both sides of the plate, based on real-life stats from baseball-reference.com.
- The MG symbols did not include pitching Q factors, so I interpolated the Q factors realistically as possible, based on real-life stats.
- I used Steve's Computer Card website to prepare a limited number of XC cards for players not carded by APBA and who had minimal playing time. The player selection was subjective, but I included every pitcher who made a start during the 1916 season or played in roughly five or more games with 10 or more at bats. The selection did not include all players who made an appearance (e.g. one or two games or only a couple of at bats).
- I utilized APBA's League Error factor, which was +3 for the 1916 season. The Error Factor significantly increased the number of errors in the replay and was about as accurate as APBA can be on fielding stats.
- The replay was played from the 2020 version of Master Game boards. Other than the use of the Error Randomizer and a pickoff rule modification, games were played solely within APBA rules. The Error Randomizer I employed was originally created by the late OAPBA manager Dave Larson and was modified slightly to more heavily weight errors toward the infield. The Error Randomizer helped more accurately reflect OF errors and increased the number of fielding opportunities for infield play and catchers.

An effective pickoff rule originated by fellow OAPBA manager Walt Taylor continued to be utilized to better represent pickoffs within the confines of the regular APBA boards.

- Trades, roster changes and player debuts were conducted on the same or approximate team *game number* (not date) as real life, which enabled them to be inserted or deleted at the same time frame as real life. The information was obtained via the transactions listed on Baseball-Reference.com and related Web searches.
- To the extent possible, position players were limited to a combination of their **real-life games played** and **total plate appearances**. As always, the governing guideline for player usage was **common sense**.

Rather than rely on at-bats as the primary governing benchmark for regulating overuse of position players, **I relied on total plate appearances**. Further, to help in governing player usage, I **utilized the actual batting orders in the order of games played**, available through Baseball-Reference.com. This proved to be a real boon in terms of managing player usage. There were, of course, some minor discrepancies caused by injuries. All in all, the combination of plate appearances, actual batting orders and movement of players on or about transaction dates served to provide a very realistic presentation for each team.

Starting pitchers were governed by same number of starts as real life (with a couple of minor exceptions, which moved a starting pitcher's start up or down in the schedule) to accommodate the actual playing dates. Relief appearances were used with the same frequency as real life, differing if there were blowouts, extra-inning games or short relief situations (one or two outs to finish a game) that required extended use of pitchers, particularly pitchers with low ratings.

Personal notes

The 1916 AL replay got underway in late August, when Florida's sultry weather was at the height of state's "nuclear summer." The heat made it mandatory to remain inside and rely on the air conditioning to keep things cool, augmented by listening to MLB's audio of contemporary major league baseball in the background while knocking out replay games.

Granddaughter **Kate Caborn**, now 15, got underway with her sophomore year at Lake Highland Prep. She continued to maintain a busy pace at school, both appearing and designing some of the stagecraft for *The Addams Family* and participating in Project Magic, a volunteer entertainment program aimed to better the day for seniors and underprivileged youngsters. Her grades were exceptional and, for the first time, she began to look forward to choosing a college.



Kate competed in her first varsity year of swimming for Lake Highland also competed in water polo with Team Orlando, who finished second in competition in Dallas during August in their Girls 16 and under grouping in. She also earned her driving learner's permit, signaling that the day is soon coming when she will be driving solo.

For the third straight year, Kate used her artistic talents to design our Christmas card, for which we give her full credit within the card with a short "About the Artist" writeup, updating our family and friends on how she is growing up.



A continuing problem with my right shoulder, plagued with arthritis and a partially torn rotator cuff, limited my ability to play golf. Combined with the loss of my great friend Wayne Herrick in 2023, I only played sporadically, with the rust showing in my scores, which were in the mid to high 90s.

In OAPBA (the Orlando APBA Association) my Beefers experienced their worst season over the past five years, ending in the league cellar for the second straight half and finishing with a miserable 29-51 record,

1916 National League pennant race

Brooklyn buries National League with a 103-51 record

The Brooklyn Robins made a shambles of the 1916 NL race, seizing the National League lead on May 10 and widening the gap to as many as 18 games over second-place New York while waltzing to the NL championship.

In the first month of the season, the Chicago Cubs got off to a 7-2 start to take first place by themselves by April 20. The Cubbies, who played only Western teams during April, finished off the month at 11-7, tied for first with Brooklyn and the Giants.

The Cubs regained sole possession of first place on May 5 and hung onto the lead for four days until Brooklyn moved back into a tie with Chicago at 16-10 on May 9. The Robins took over first place by themselves on May 10 and stayed on top for the rest of the entire 1916 season.

Chicago remained in second place through July 3, with a couple of brief interruptions by Philadelphia and New York. Holding onto the second spot for the Cubs was like bailing out a boat that was taking on too much water and they began to fade in late June with Brooklyn gradually pulling away to an 11-game lead by July 4. On July 9, the Cubs fell into third place behind the Giants, and from there, they they went into a free fall. From July 9 through the end of the season, Chicago was 26-50 after their 42-36 start.

The Giants, who had hovered in third place over the first half of the season, began to heat up after July 4 Bolstered by a pair of blockbuster mid-season deals, New York moved into second place on July 9 and remained there for the rest of the campaign, with a 46-19 record from July 4 through the end of the replay.

Philadelphia and Boston squabbled over third place over the final two months of the replay. Both teams were almost mirror images of one another with weak offenses, but magnificent pitching. Philadelphia's one-two punch of **Pete Alexander** (31-13)) and **Eppa Rixey** (20-11) was matched by Boston's trio of **Dick Rudolph** (27-8, 1.21), **Lefty Tyler** (14-12) and **Pat Ragan** (11-11). The Phillies and Braves teams battled all the way until the final game of the season. Philadelphia, behind two homers by **Dode Paskert**, beating Brooklyn, to finish 81-73 to nail down third place, one game ahead of Boston, who lost their last game 2-1 in 12 innings to New York's **Slim Sallee**.

Cincinnati picked up steam in the final third of the season and caught Chicago on August 24 and finished fifth. Led by NL MVP 1b **Hal Chase** and P **Fred Toney** (21-14), the Reds were able to frequently outhit opponents and won nine of 10 games from Sept 8-19 to springboard themselves to a 74-80 record, six games in front of sixth place Chicago.

The battle for the cellar between St. Louis and Pittsburgh provided an interesting sideshow. Both teams lacked depth beyond their first two starters. The Cardinals coaxed solid pitching performances from **Lee Meadows** and **Red Ames** while the Pirates relied on hard-luck righty **Al Mamaux** (16-22) and rapidly improving **Wilbur Cooper** (16-8). Pittsburgh had a better offense with outfielders **Max Carey** and **Bill Hinchman**, and the late season addition of **Frank Schulte**, obtained from the Cub, but were unable to avoid an ongoing series of costly batting and defensive slumps.

The Cards were able to climb out of the cellar on the final game of the replay when they won 1-0 behind **Bill Doak**, who beat Chicago's **Hippo Vaughn** while Cincinnati's **Elmer Knetzer** threw a six-hitter to beat Pittsburgh's Wilbur Cooper 4-1 and doom Pittsburgh to last place.

Team-by-team recap

First place: Brooklyn Robins 103-51, .668, +12 games

For Brooklyn, 1916 was a dream season, taking hold of first place on May 10 and never looking back while coasting to a 103-51 record, twelve games ahead of the improving New York Giants.

The Dodgers did not look like a pennant winner in the first week of the campaign. They lost their first two games of the season to the Giants before lefty Sherry Smith turned things around with a 4-2 win over New York's Pol Perritt. Traveling to Philadelphia, the Robins then lost two of three to the Phillies to get off to a 1-4 start with Larry Cheney's pitching avoiding a sweep by winning the finale with a 7-1 three-hit win. Heading to Boston, Jack Coombs dropped the opener of a three-game series to Dick Rudolph 2-1 to drop the Robins to a 2-6 record to get the season underway.

From that point on, the Robins surged ahead at full throttle, winning nine of the next 10 games before losing to Philadelphia's George Chalmers who beat Brooklyn 3-0 on five hits in what turned out to be Chalmers only win of the 1916 season. At the end of April, the Robins record stood at 11-7, tied with the Cubs for the NL lead.

After splitting their next six games, Brooklyn once again turned on the jets and won 14 of their next 15 games, with a 4-1 loss on May 17 the only setback in the middle of the run. The Robins finished May with a 32-14 record and an eight-game lead over the Giants, Phillies and Cincinnati, all of whom had identical 22-14 records.

June got off to a slow start with Brooklyn dropping five of their first eight games, but the Robins rebounded to win 11 of their next 15 games to retain their eight-game lead over Chicago, who was then in sole possession of second.

Starting June 27, the Robins put on another run that all but put the pennant away. They were 23-4 over the next 27 games. By July 23, Brooklyn had built up a 16 game-lead over the Giants, who had taken over second from the Cubs.

Things cooled off for a spell in August, but with the pennant clearly in sight, the Robins went 10-3 from Aug 31-Sept 14, while clinching the pennant along the way on September 10 to finish 103-51 and punch their ticket for a World Series appearance against the Boston Red Sox.

The core of the Robins strength was their quality and depth of pitching. **Jeff Pfeffer** (29-6) threw eight shutouts and his miniscule 1.01 ERA led the NL. **Larry Cheney** (21-10) and lefty **Rube Marquard** (15-8, including a no-hitter) both had ERAs of 1.48. Lefthander **Sherry Smith** (14-7, 1.86) and **Wheeler Dell** (11-8, 2.39 with two saves) rounded out the starting staff for the Robins.

The offensive leaders for the Robins were All-Star LF **Zack Wheat** (.319, second in the NL, 79 RBIs, 27 SB) and 1b **Jake Daubert** (.311, .382 OBP, tops in the NL). 2b **George Cutshaw** hit a solid .280 with 71 RBIs. 3b Mike Mowrey (.254) drove in 62 runs. Catchers Chief Meyers (.266) and **Otto Miller** (.287) combined for 51 RBIs.

In addition to Wheat in LF, the Robins other outfielders included **Casey Stengel** (.254, 54 RBIs), **Jimmy Johnston** (.233), and **Hi Myers** (.210), all of whom played decent defense and provided lineup depth.



Lefty **Sherry Smith** started the 1916 season with nine consecutive wins. He finished with a 14-7 record.

Second place New York Giants 91-63, .591, - 12 games



1b **Walter Holke**, acquired from Rochester, hit .433 in his first 13 games as a Giant.

The New York Giants were looked at as a contending team to start 1916, but were unable to match Brooklyn's fast start over the first three months of the season.

From opening day through July 9, the Giants slogged along at only three games over .500 at 43-40, good, but not good enough to keep pace with Brooklyn, who went 57-26 over the same period.

Faced with the prospect of finishing far behind Brooklyn, the Giants shape-shifted their infield with four mid-season deals. The changes turned New York's season around and marked themselves as contender for the 1917 campaign.

On July 6, P **Slim Sallee** was acquired from St. Louis and IF **Buck Herzog** and OF **Red Killefer** were obtained from Cincinnati in exchange for longtime pitching great **Christy Mathewson**, OF **Edd Roush**, and IF **Bill McKechnie**. Mathewson took over Cincinnati's managerial role while McKechnie took over for Herzog in the Reds infield.

Sallee made an immediate impact with a 3-0 shutout win over Pittsburgh on July 8 and went on to a 9-1 record as a Giant. Herzog hit only .212 as a Giant, but was valuable because of his ability to play three different infield positions. Killefer played in only two games for NY and then

announced his retirement.

On August 10, NY traded longtime 1b **Fred Merkle**, who was hitting only .221 with 37 RBIs, was traded to the Robins for Brooklyn backup C **Lew McCarty**, who took over the catching chores from weak-hitting **Bill Rariden**. McCarty made an immediate impact on offense went on to hit .299 and drive in 15 runs in two months as a Giant.

On August 13, the Giants dealt fan favorite 2b **Larry Doyle**, who was hitting .304, to Chicago for 3b **Heinie Zimmerman**. Zim's bat immediately game to life, going 20-48, .416, with three HRs, five doubles, from Aug 14-26, as the Giants went on a 9-4 run. Doyle's debut with Chicago was delayed until Aug. 26, when he entered the lineup, but was only able to play in nine games before his season was ended.

A week after Zimmerman's acquisition, on Aug. 20, 1b **Walter Holke** from Rochester of the International League took over at 1b for Merkle. Holke came on like gangbusters, going 20-60, .433, with 21 RBIs in his first 13 games and finished the year at .364, 31 RBIs in 34 games.

On Aug. 24, the Giant promoted lefty pitcher **Ferdie Schupp** to the starting rotation, where he went on to win five in a row before losing a 3-1 decision to Philadelphia's Pete Alexander on Sept. 20. Included in Schupp's win streak were an 8-0 shutout over St. Louis on Aug. 31 and a 2-0 one-hit win over Pittsburgh with Schupp losing the no-hit bid in the ninth inning. Schupp wound up winning six of his seven starts after promotion to the rotation.

By the end of the 1916 season, the Giants had clearly established themselves in the same class as the Robins. From July 10 through the end of the season, New York recorded a 48-23 record, two games better than Brooklyn over the same time period.

Even before the strengthening mid-season deals, the Giants had a hard-hitting offense that was led by All-Star outfielders **Benny Kauff** in CF and **Dave Robertson** in RF. Kauff, who starred in the Federal League earlier, was third in RBIs with 78 RBIs and led the NL in triples while hitting .282. Robertson hit .304 with 76 RBIs.

3b **Art Fletcher** hit .274 and 2b Larry Doyle, who was dealt to the Cubs in mid-year, hit .304. C **Bill Rariden** hit only .197 and lost his starting job to Lew McCarty.

All-Star **Rube Benton** was a great surprise, going 20-7, 2.15 with six of his wins in August and four more in September. Giants stalwart **Jeff Tesreau** frequently suffered from a lack of offensive support, losing 10 games when the Giants scored two or less runs, finishing at 15-15, 1.71. Righthander **Pol Perritt** got off to a great start, winning six in a row, the last three wins via the shutout route, from Apr 18-May 21, and finished 16-12, 1.73. **Fred Anderson**, who lost his spot in the rotation to Sallee and Schupp, wound up with a disappointing 9-14 record with a 3.09 ERA.



Giants leadoff man **George Burns** had a fine season, hitting .276 and hitting 10 home runs, third in the NL.

Third place Philadelphia Phillies 81-73, .526, -22 games



Pete Alexander was the NL Cy Young winner, going 31-13 with an amazing 15 shutouts.

The reigning NL (replay) champions featured a remarkable one-two pitching duo, but their offense fell short of what was needed. As a result, the Phils found themselves locked into a battle for third place with the Boston Braves throughout the season.

The Phillies around the .500 mark until August, when they 21-7, winning 15 of 16 games from Aug 13-30 to pull well clear of .500 and the second division teams.

The Phillies did not catch Boston for third place until September 17 and then had to fight hard to fend off the Braves, clinching third only on the final day of the season with a 4-2, 12-inning win over Brooklyn, playing with a watered-down lineup to avoid injury, while Boston lost

2-1 to New York's Slim Sallee in 12 innings.

Philadelphia was almost totally dependent on their pitching duo of the great **Pete Alexander** (31-13, 1.07) and **Eppa Rixey** (20-11, 1.56), whose pitching kept them in the first division.

Philadelphia's number three starter **Al Demaree** failed to get much support from the Phillies weak offense and frequently found himself on the losing end of close games all season long. Beyond Demaree, the only Phillies starter with much success was former All-Star **Erskine Mayer** (9-8, 2.94), who split his time between starting and bullpen duties in limited duty.

Chief Bender, a longtime star with the crosstown A's, was only a shell of his former self, suffering through a 4-10 season with an 8.76 ERA.

RF **Gravvy Cravath**, who hit 35 homers to lead the NL in the 1915 replay, somehow lost his power stroke, hitting eight home runs, but hit .273 and had a team-best 61 RBIs. LF **Possum Whitted** drove in 58 runs and 1b **Fred Luderus** hit .290 with 51 RBIs.

2b **Bert Niehoff** (.207) and SS **Dave Bancroft** (.198) were a drag on the offense, other than infrequent outbursts of power with Niehoff hitting nine HRs and Bancroft with six HRs.

Reflective of the offensive quandry the Phils found themselves in, the team led the NL in home runs with 48-round-trippers, but they only hit .224 as a team. They compounded their lack of consistent hitting by leading the league by grounding into 109 double plays. Reflective of their desperation to score runs was their total of 95 sacrifices, which signaled that the Phillies would do almost anything to provide some support for the pitching staff.



Al Demaree (8-15, 3.47) was on the losing end of five games in which the Phillies did not score.

Fourth place: Boston Braves, 80-74, .519, -23 games



P **Dick Rudolph**, Boston

Boston finished fourth, primarily through the performance of an exceptional pitching staff that had to pitch at a high level to offset the worst offense in the National League.

The Braves bogged down out of the gate, going 5-13 in April, including a six-game losing streak, falling into the cellar. They rebounded in May to climb back to .500 at 23-23, but were already out of the pennant race, nine games behind surging Brooklyn. For the next two-and-half months, Boston hovered around .500 before finally getting on track with an 11-game win streak Aug 10-21 that elevated them into third place. The Braves and Phillies then fought it out for the rest of the campaign, with Boston finally finishing in fourth, a game behind the Phillies after dropping the season finale in an extra-inning loss to the Giants Slim Sallee.

The only feature that kept the Braves out of the second division was their remarkable pitching.

Durable righthander **Dick Rudolph** was outstanding (27-8, 1.2, eight shutouts) and was backed up by **Lefty Tyler** (14-12, 1.96, six shutouts) and **Pat Ragan** (11-11, 1.93, five shutouts). Spot starter and reliever **Jess Barnes** went 9-9, 2.70 and reliever **Tom Hughes** notched seven wins and recorded three saves with a 1.89 ERA. The team ERA of 1.99 was second only to Brooklyn and was all that stood between the team's winning record or a low place in the standings.

The Braves offense was almost non-existent. The team hit a team-worst .207 for the year with a .265 OBP and scored only 408 runs, also the worst in the league. Extra-base hits proved hard to come by for Boston with the team slugging percentage of .272 reflective of just how much power the team lacked. As the season unfolded the Braves increasingly relied on stolen bases and sacrifices to advance on the basepaths to put their few runners on base in scoring position. The base-stealing part of the strategy worked with Boston swiping 164 bases, but despite the basepath exploits, runs were exceedingly difficult to manage.

Their most effective hitters were 1b **Ed Konetchy** and All-Star SS **Rabbit Maranville** (.230), who led the league with 60 SB while anchoring the infield with superb defensive play. Second baseman **Johnny Evers** was lost at mid-season, but was hitting only .206 when he was able to play. 3b **Red Smith** was no better, hitting only .205.

Outfielders **Fred Snodgrass** (.202), **Sherry Magee** (.197) and **Joe Wilhoit** (.208) and drove in 93 runs... *combined*. C **Hank Gowdy** hit .224, but only drove in 20 runs while batting eighth in the lineup.

The Boston backups generated even less offense than the regular players. **Ed Fitzgerald**, who filled in at both 2b and the OF, hit a disappointing .199 and OF **Zip Collins**, who had considerable playing time, hit .192. OF **Joe Connolly**, a reliable hitter in previous replays, only hit .127 in limited action.



Braves 1b **Ed Konetchy** was the only reliable hitter (.235, 57 RBIs) in a powderpuff Boston offense.

Fifth place Cincinnati Reds 74-80, .481, - 30 games



Reds RF **Tom Griffith** led the NL with 81 RBIs, hit 33 doubles, and led the league with 13 sacrifice flies.

After a 10-8 start in April, ending with a five-game win streak, the Reds sputtered through May, falling below .500. June marked a low point for Cincinnati as their hopes were obliterated with a 10-game losing streak that dropped their record to 32-42, landing them in seventh place on June 30.

When it looked like the Reds had turned it around by winning eight of their next 12 games, they gave it all back by losing seven of eight from July 13-20, reclaiming the seventh spot in the standings. From July 21 until the end of the season, Cincinnati turned the corner and began to catch the rapidly falling Cubs. They finished July tied with Chicago for fifth place and then climbed into fourth place for three games from Aug 1-3, catching up with both Chicago and Philadelphia, who had identical 49-56 records,

From Aug 4 through the end of the season, the Reds had a 25-24 record, which put them in fifth place, far better than expected. In September, the Reds went 14-10, including a pair of five game winning streaks, finishing the season at 74-80, considerably better than their real-life record of 60-93.

Cincinnati's offense, the third best in the league with a .249 BA, was the key to their rise in the standings. They were led by the consistent hitting of NL batting leader **Hal Chase** (.341), clutch hitting by RF **Tom Griffith** (.282, league-leading 81 RBIs) and the presence of newcomer **Eddie Roush** (.265, 30 RBIs with the Reds), obtained from New York in a mid-season deal that also brought IF **Bill McKechnie** aboard.

Infielder **Heinie Groh** complemented solid defensive play at second and third base by hitting .268 with a league-best 83 BB. C **Tommy Clarke** hit .262 with 30 RBIs and backup C **Ivy Wingo** hit a surprising 11 triples.

Cincinnati pitching was surprisingly effective. The quartet of **Fred Toney** (21, 14, 1.84, seven shutouts), **Pete Schneider** (17-14, 2.03), lefty **Clarence Mitchell** (11-11) and **Elmer Knetzer** (10-7, 2.54) were able to capitalize on the offensive support afforded them over the last two months of the season. Lefty **Al Schulz** only went 7-13, 2.48, but his win total included four shutouts.

Sixth place: Chicago Cubs, 68-86, .442, -36 games



Cubs lefty **Hippo Vaughn** was 19-16, 1.82 with the sixth place Cubs.

Loaded up with some of the Federal League's better pitchers, including Claude Hendrix, George McConnell, and Gene Packard, Chicago, had hopes of making a run at the NL crown.

Instead, the Cubbies had two seasons in one: a winning first half that kept them solidly in second place through mid-season and a second half that saw the lineup change almost daily and with players coming and going.

From Opening day through July 5, the Cubs went 42-37, holding onto second place, but a distant 12 games behind Brooklyn. From July 6 through the end of the season, they recorded a miserable 14-49 record, which dropped them well off the pace and finishing sixth.

The Cubs problems began with a roster that looked like a kaleidoscope with different players constantly moving in and out of the lineup. Injuries and were part of the problem. 2b Steve Yerkes was hurt in May and missed most of the season. 1b Vic Saier (.189, 49 RBIs), and 2b Rollie Zeider (.188, 19 RBIs) failed to deliver at the plate. 3b became a revolving door of misfits after a mid-year trade of star 3b Heinie Zimmerman to the Giants. SS was a total bust with Eddie Mulligan (.130) and Chuck Wortman (.148) both proving woefully inept at the plate.

In an effort to stem to slide, two mid-season deals backfired. The Cubs sent 3b **Heinie Zimmerman** to NY for **Larry Doyle**, but came out of the short end when Doyle was only able to play in nine games. Longtime Cub star **Frank Schulte** (.296, 32 RBIs with Chicago in 62 games) was traded to Pittsburgh for C **Art Wilson** and IF **Alex McCarthy**, who both hit poorly after joining the Cubs.

The Cubs wound up hitting only .218 and had a .295 OBP as a team, both seventh worst in the league.

On the mound, **Hippo Vaughn** (19-16, 1.82) had a good season and **Claude Hendrix** (15-8, 2.15) was the only bright spot during the Cubs second half, totaling nine of his fifteen wins after July 19.

Former Federal Leaguers **Gene Packard** (7-11, 3.49) and **George McConnell** (8-8, 3.53) both struggled. **Jimmy Lavender** (7-18, 3.58) finished off a brutal campaign by losing his last six starts in a row. Onetime Cub great **Three-Finger Brown** reached the end of the line (1-1, 2.62) pitching gamely in 16 appearances.

Seventh place: St. Louis Cardinals 60-94, .392, -43 games

The Cards were a sort of feel-good story in the replay.

Last place finishers in real life with a 60-93 record, St. Louis managed to eke out a 1-0 win by Bill Doak on the last day of the season to beat slumping Chicago and lift the Cards into seventh place. Their W-L record for the replay was almost identical to that of real life.

It was apparent early on that the Cardinals would not contend. Their defense was poor, their pitching was not consistent, and they only had two or three hitters who could really deliver.


They settled into last place only three games into the season and, after briefly, ahead of Boston for a couple of weeks, they took over the cellar on May 8 until June 16, when suddenly they had company in the form of the fumbling Pittsburgh Pirates. The Cardinals and Bucs battled it out for the final three months of the season before the Cards managed to secure seventh place on the final day of the season.

Infielder **Rogers Hornsby**, only 23 years old, emerged as the leader of the St. Louis offense, hitting a solid .303, .350 OBP and .319 slugging. OF **Tom Long** hit .294 and drove in 41 runs and 1b Dots Miller hit .245, 51 RBIs. C **Pancho Snyder** hit .284 with 37 RBIs, but suffered from defensive drawbacks. contributed. The rest of the Cardinal offense, however, was iffy with OF **Bob Bescher** hitting only .216 and longtime defensive star **Owen (Chief) Wilson** experiencing a horrendous year at the plate, hitting only .167 in 105 games.

Manager **Miller Huggins**, an on-base walking machine in past years, took to the bench to manage the team and only play in nine games. SS **Roy Corhan**, viewed as the Cards SS of the future, failed to deliver, hitting a weak .133 and playing poorly on defense.

The Cards twosome of **Lee Meadows** (17-15, 1.93) and **Red Ames** (15-10, 1.91) both threw six shutouts and were able to win despite the balky offense. **Bill Doak** slumped and experienced a tough season, going 7-18, 2.81. The Cards best pitcher, **Slim Sallee** was 5-3, 1.91 before being traded to the Giants in mid-season.

Starter **Milt Watson**, brought up in mid-season, was a case all by himself. Watson pitched promisingly in his first game, losing 2-1 to Pittsburgh's Al Mamaux 2-1 on July 29, but then forging ahead to lose the next twelve starts in a row finishing with a miserable 0-13, 5.51 record.



23-year old **Rogers Hornsby** emerged as the leader of the seventh place Cards, hitting .303 and ranking fifth in slugging pct. with .419.


Eighth place: Pittsburgh Pirates 59-95, .383, -44 games

The Pirates failed to perform to expectations in the replay. They got off to a slow start and never improved their position throughout the replay, falling into last place on June 19 with a 24-40 record and spending the rest of the season battling with St. Louis to get out of last place.

Pittsburgh leaned hard on **Al Mamaux** who went 16-22, 2.33, often pitching with one or two days rest, and, over the last half of the season, **Wilbur Cooper**, who was the only bright spot in the rotation, going 16-8, 1.46. The remainder of the Buc rotation all were on the losing side of the ledger, including **Frank Miller** (8-15, 2.96), lefty **Erv Kantlehner** (6-15, 4.86) and **Elmer Jacobs** (6-12, 3.04). Veteran **Bob Harmon** had a disappointing 3-11, 4.85 record.

The Pirates had a decent offense that was led by CF **Max Carey** (.259, 54 SB), OF **Bill Hinchman** (.257, 66 RBIs) and, later in the season, OF **Frank Schulte**, obtained from Chicago, who hit a robust .345 with 28 RBIs and 24 doubles in 49 games. The rest of the Pirates offense was a mish-mosh of light hitting infielders whose inability to deliver put enormous pressure on the trio of Carey, Hinchman, and Schulte, as well as the thin pitching staff.

1b Doc Johnston hit only .208, but hit 16 triples. IFs **Doug Baird** hit .188 and **Germany Schults** hit .215. The catching corps was a particular weakness with **George Gibson** (.207), **Art Wilson** (.218 before being traded to Chicago), **William Fischer** (.212, obtained for Wilson from Chicago) all taking turns. The only bright spot behind the plate was late season call-up **Bill Wagner**, who hit .261 in 14 games.



Max Carey led the NL with 13 home runs and was runner up in stolen bases with 54 steals.



Boston Braves trio (L to R): C Hank Gowdy, P Lefty Tyler, OF Joe Connolly

1916 National League Team Totals

Batting																		
Team	Avg	OBP	Slg	AB	R	H	2B	3B	HR	RBI	BB	K	SB-CS	SH	SF	HB	DP	E
Brooklyn	.255	.302	.334	5296	584	1349	187	72	29	531	339	434	140-75	70	36	33	98	148
New York	.254	.299	.351	5259	592	1336	199	84	48	541	330	439	148-78	51	53	26	100	165
Cincinnati	.249	.291	.328	5260	513	1308	204	86	14	475	302	478	122-72	50	43	31	97	176
Pittsburgh	.230	.274	.311	5070	463	1165	158	93	22	405	304	423	111-65	74	42	24	84	182
Philadelphia	.224	.275	.304	5149	438	1152	193	39	48	416	329	470	118-78	95	33	50	109	158
Chicago	.218	.278	.295	5092	452	1109	163	60	37	405	327	496	106-45	35	14	100	84	179
St. Louis	.221	.266	.290	5068	421	1118	158	60	24	385	305	536	120-81	83	33	18	77	190
Boston	.207	.265	.259	5098	408	1053	165	33	12	358	390	435	164-74	96	41	27	95	134
AL Average	.232	.281	.309	5162	484	1199	178	66	29	1597	440	328	129-71	69	37	39	93	167

Pitching															
Team	W-L	ERA	G	GS	CG	Sh	Sv	IP	H	R-ER	HR	BB	SO	HB	WP
Brooklyn	103-51	1.75	234	154	89	23	12	1406.3	934	338-274	33	347	538	22	12
Boston	81-73	1.99	229	154	84	28	5	1426.7	1056	364-315	26	321	518	22	14
New York	90-64	2.31	231	154	89	25	7	1420.3	1225	458-365	26	297	467	28	12
Philadelphia	81-73	2.70	242	154	82	24	7	1400.0	1225	504-420	28	298	463	22	21
Cincinnati	74-80	2.83	244	154	80	18	4	1390.7	1204	521-437	32	343	453	41	16
Chicago	68-86	2.91	259	154	63	12	6	1386.3	1318	551-448	61	313	455	33	55
Pittsburgh	59-95	3.15	242	154	65	13	6	1356.0	1251	552-475	22	378	466	37	9
St. Louis	60-94	3.24	275	154	50	16	6	1372.3	1340	607-494	43	328	475	29	20
AL Average	77-77	2.60	245	154	75	20	7	1395.0	1194	487-404	34	328	479	29	20

Balks: Cincinnati 3, Pittsburgh 2, Brooklyn 1, St. Louis 1.

Reflective of the dominance of the NL in the 1916 replay, the Brooklyn Robins led the NL in both batting (.255) and pitching (1.75) and committed the fewest errors (148).

The Robins had the most hits in the NL (1349), but the Giants scored the most runs (592) and posted the highest slugging percentage (.346). Fifth place Philadelphia hit the most home runs (48) while Boston only hit 12 round-trippers (one more than the 11 HRs they hit in the 1915 replay).

What Boston lacked in their ability to hit was partially offset by their eyes at the plate, drawing a league-best 390 bases on balls. The Braves also stole the most bases (164) and, indicative of how hard they tried to score, they were tops in sacrifice hits (96), one more than the Phillies, who also had offensive struggles.

Cincinnati's batters struck out the fewest times (453).

Brooklyn's pitching was the best in the NL (1.75), followed by the Giants (1.99). Brooklyn's pitchers struck out 538 batters, led by league strikeout king Larry Cheney.

The seventh-place Cardinals had the worst pitching in the league (3.24 ER), allowing the most runs (607) by a wide margin. Chicago pitchers gave up the most home runs (61) and also led the league in wild pitches (55).

1916 Brooklyn Robins
103-51, .668 first place, + 12 games

<u>Player</u>	<u>Avg</u>	<u>OBP</u>	<u>G</u>	<u>AB</u>	<u>R</u>	<u>H</u>	<u>2b</u>	<u>3b</u>	<u>HR</u>	<u>RBI</u>	<u>BB</u>	<u>K</u>	<u>SB-CS</u>	<u>Sac</u>	<u>SF</u>	<u>HBP</u>	<u>DP</u>	<u>E</u>
C Chief Meyers	.266	.340	78	233	14	62	5	0	1	25	28	4	0-0	4	4	0	6	1
1b Jake Daubert	.311	.382	127	492	82	153	17	6	2	45	52	37	16-15	5	3	6	7	2
2b George Cutshaw	.280	.321	154	589	52	165	18	4	1	71	18	14	35-5	9	3	19	6	18
SS Ivy Olson	.242	.266	115	368	31	89	21	1	4	33	13	24	6-3	7	3	0	3	20
3b Mike Mowrey	.254	.310	144	539	60	137	10	6	1	62	43	60	9-10	6	4	2	8	26
LF Zack Wheat	.319	.371	143	574	89	183	36	10	7	79	45	40	27-10	2	3	4	12	8
CF Hi Myers	.210	.253	117	404	44	85	15	10	2	31	24	24	3-6	12	2	0	7	7
RF Casey Stengel	.254	.284	118	469	54	119	25	8	7	54	22	44	6-7	5	5	0	13	6
C Lew McCarty-t	.303	.361	50	142	13	43	8	2	0	21	13	13	2-0	0	0	0	2	5
C Otto Miller	.287	.300	75	234	21	68	9	0	1	26	5	30	0-1	5	1	0	7	9
OF Hack Miller	.250	.625	3	4	2	1	0	0	0	0	4	1	0-0	0	0	0	0	0
IF Gus Getz	.248	.243	45	109	17	27	2	3	1	16	0	4	6-6	0	2	0	3	7
OF Jimmy Johnston	.233	.306	110	404	49	94	7	9	2	34	43	27	18-7	2	1	0	8	3
SS Ollie O'Mara	.187	.212	68	193	17	36	7	4	0	13	6	17	9-2	0	3	1	2	14
1b Fred Merkle-a	.185	.264	20	65	6	12	1	1	0	1	7	3	1-3	0	0	0	2	1
OF Jim Hickman	.000	.000	9	5	5	0	0	0	0	5	0	2-0	0-0	0	0	0	0	0
Pitchers	.160	.180	154	469	28	75	6	8	0	20	11	92	0-0	13	2	1	12	21
Team	.255	.302	154	2596	584	1349	187	72	29	531	339	434	140-75	70	36	33	98	148

PB: Otto Miller 9, Chief Meyers 6, Lew McCarty 1. OF assists: Casey Stengel 7, Jimmy Johnston 5, Hi Myers 4, Zack Wheat 3

<u>Pitcher</u>	<u>W-L</u>	<u>ERA</u>	<u>G</u>	<u>GS</u>	<u>CG</u>	<u>Sh</u>	<u>Sv</u>	<u>IP</u>	<u>H</u>	<u>R-ER</u>	<u>HR</u>	<u>BB</u>	<u>SO</u>	<u>HB</u>	<u>WP</u>
Jeff Pfeffer	29-6	1.01	39	36	27	8	0	320.3	171	53-36	6	76	104	5	0
Larry Cheney	21-10	1.48	36	30	23	3	1	279.0	148	56-46	6	73	148	5	6
Rube Marquard	15-8	1.48	33	21	11	6	2	201.0	105	38-33	5	45	69	2	1
Sherry Smith	14-7	1.86	28	25	14	2	2	213.3	140	53-44	4	55	74	2	2
Wheezer Dell	11-8	2.39	28	16	9	1	2	158.3	133	47-42	1	36	60	4	1
Jack Coombs	7-8	2.44	26	19	5	3	1	144.0	137	49-39	4	35	48	1	1
Nap Rucker	3-1	4.13	14	4	0	0	2	28.3	37	20-13	2	8	6	1	1
Whitey Appleton	2-1	3.38	16	2	0	0	2	32.0	33	13-12	2	11	14	2	0
Duster Mails	1-2	3.00	13	0	0	0	0	21.0	23	7-7	1	8	12	0	0
Leon Cadore	0-0	2.00	1	1	0	0	0	9.0	7	2-2	2	0	3	0	2
Team	103-51	1.75	234	154	89	23	12	1406.3	934	338-274	33	347	538	22	12

Balk: Larry Cheney

1916 New York Giants
89-65, .578, second place, – 12 games

<u>Player</u>	<u>Avg</u>	<u>OBP</u>	<u>G</u>	<u>AB</u>	<u>R</u>	<u>H</u>	<u>2b</u>	<u>3b</u>	<u>HR</u>	<u>RBI</u>	<u>BB</u>	<u>K</u>	<u>SB-CS</u>	<u>Sac</u>	<u>SF</u>	<u>HBP</u>	<u>DP</u>	<u>E</u>
C Bill Rariden	.197	.292	123	351	30	69	11	3	0	20	45	24	0-0	3	2	3	4	6
1b Fred Merkle-t	.221	.288	101	376	38	83	19	2	5	37	34	25	10-4	3	1	2	6	7
2b Larry Doyle-t	.304	.357	113	447	52	136	22	15	2	64	37	11	13-10	4	6	3	14	22
SS Art Fletcher	.274	.294	131	503	54	138	18	7	1	42	12	35	14-5	3	5	4	9	21
3b Buck Herzog-a	.212	.261	75	302	33	64	9	2	0	23	15	9	16-10	3	5	7	6	11
LF George Burns	.276	.325	154	655	107	181	26	9	10	44	47	51	32-9	5	2	1	5	13
CF Benny Kauff	.282	.354	154	575	93	162	25	20	13	78	67	57	28-19	2	7	1	15	14
RF Dave Robertson	.304	.325	143	608	76	185	19	10	12	76	19	40	11-12	1	6	3	7	18
1b Walter Holke	.364	.403	34	129	12	47	4	3	0	31	9	12	5-1	0	1	0	2	0
3b Hn Zimmerman-a	.316	.333	48	152	22	48	9	1	3	20	4	6	3-2	0	2	1	1	8
C Lew McCarty-a	.299	.361	29	87	4	26	4	2	0	15	9	7	0-1	0	1	0	1	4
OF Edd Roush-t	.281	.303	37	64	6	18	1	1	0	8	2	4	3-1	0	0	0	0	0
3b Bill McKechnie-t	.261	.286	74	268	21	70	6	0	0	29	10	22	10-2	4	4	1	9	12
SS Mickey Doolin-a	.247	.273	20	73	6	18	3	0	1	12	3	1	1-0	0	1	0	2	5
1b George Kelly	.173	.198	53	98	6	17	5	2	0	5	3	25	0-0	0	0	0	3	0
3b Herb Hunter-t	.167	.154	20	24	0	4	0	0	0	2	0	3	0-0	1	2	0	0	0
C Brad Kocher	.130	.162	30	69	3	9	3	0	1	7	3	9	0-0	1	2	0	4	4
C Red Dooiin	.125	.118	14	16	0	2	0	0	0	2	0	4	0-0	0	1	0	0	1
3b Hans Lobert	.113	.136	38	62	2	7	1	0	0	5	2	4	2-2	0	2	0	0	1
OF Red Killefer-a	.000	.000	2	3	0	0	0	0	0	0	0	1	0-0	0	0	0	0	0
Pitchers	.131	.149	154	397	27	52	14	7	0	21	9	89	0-0	21	3	0	12	18
Team	.254	.299	154	5259	592	1336	199	84	48	541	330	439	148-78	51	53	26	100	165

PB: Bill Rariden 10, Lew McCarty 4, Brad Kocher 2. OF assists: Dave Robertson 10, George Burns 9, Benny Kauff 6, Edd Roush 1

<u>Pitcher</u>	<u>W-L</u>	<u>ERA</u>	<u>G</u>	<u>GS</u>	<u>CG</u>	<u>Sh</u>	<u>Sv</u>	<u>IP</u>	<u>H</u>	<u>R-ER</u>	<u>HR</u>	<u>BB</u>	<u>SO</u>	<u>HB</u>	<u>WP</u>
Rube Benton	20-7	2.15	31	29	20	5	0	243.3	176	68-58	5	59	76	3	0
Pol Perritt	16-12	1.73	33	29	18	4	0	249.0	233	62-48	5	53	71	3	1
Jeff Tesreau	15-15	1.71	39	31	21	4	2	310.0	220	76-59	6	56	89	4	0
Ferdie Schupp	10-4	1.28	26	11	10	5	3	140.7	59	24-20	1	25	75	5	0
Slim Sallee-a	9-1	1.67	15	11	8	3	1	102.3	81	24-19	1	24	34	2	3
Fred Anderson	9-14	3.09	27	27	7	3	0	204.0	212	88-70	3	45	64	5	6
Sailor Stroud	4-1	6.68	10	4	2	0	0	31.0	47	27-23	1	8	7	3	0
Christy Mathewson-t	3-4	3.73	16	6	3	1	0	62.7	81	32-26	0	6	18	1	0
Rube Schauer	2-4	6.30	19	3	0	0	1	40.0	67	35-28	1	13	19	0	1
Hank Ritter	1-0	0.00	3	0	0	0	0	4.3	2	0-0	0	0	6	0	0
George Smith	1-0	6.28	8	1	0	0	0	14.3	28	15-10	1	1	4	1	0
Emilo Palmero	1-1	1.93	4	2	0	0	0	18.7	19	7-4	2	7	4	1	1
Team	91-63	2.31	231	154	89	25	7	1420.3	1225	458-365	26	297	467	28	12

1916 Philadelphia Phillies
81-73, .526, third place, -22 games

<u>Player</u>	<u>Avg</u>	<u>OBP</u>	<u>G</u>	<u>AB</u>	<u>R</u>	<u>H</u>	<u>2b</u>	<u>3b</u>	<u>HR</u>	<u>RBI</u>	<u>BB</u>	<u>K</u>	<u>SB-CS</u>	<u>Sac</u>	<u>SF</u>	<u>HBP</u>	<u>DP</u>	<u>E</u>
C Bill Killefer	.198	.240	98	256	14	50	9	3	1	29	9	10	0-0	6	3	7	11	9
1b Fred Luderus	.290	.320	145	551	44	160	32	3	6	51	26	20	7-4	4	6	1	8	15
2b Bert Niehoff	.207	.276	145	531	57	110	30	2	9	40	34	38	4-12	19	4	18	12	22
SS Dave Bancroft	.198	.284	143	501	45	99	7	0	6	27	54	56	22-17	9	1	7	10	27
3b Milt Stock	.248	.296	127	508	47	126	17	5	2	41	36	44	13-10	9	3	0	15	17
LF Possum Whitted	.235	.259	143	562	49	132	12	11	6	58	18	25	11-12	12	3	1	16	6
CF Dode Paskert	.209	.259	147	584	58	122	23	4	8	36	39	73	32-9	8	4	2	10	3
RF Gavy Cravath	.273	.349	140	502	61	137	23	4	8	61	54	77	10-3	0	3	6	8	10
C Bert Adams	.385	.385	9	13	1	5	0	0	0	0	0	1	0-0	0	0	0	0	1
OF Wilbur Good	.250	.281	54	120	12	30	4	4	0	11	6	10	9-1	0	2	0	3	2
3b Bobby Byrne	.219	.296	52	146	8	32	9	0	0	8	16	7	4-4	5	0	0	1	7
OF Claude Cooper	.218	.262	46	101	10	22	2	0	1	12	5	10	1-1	0	0	1	1	2
C Ed Burns	.201	.227	84	264	11	53	7	0	0	18	3	12	0-0	3	0	6	9	12
2b Oscar Dugey	.183	.319	39	60	9	11	3	0	0	2	12	8	5-2	2	0	0	2	4
Pitchers	.140	.172	154	450	12	63	15	4	1	22	17	79	0-3	18	4	1	3	21
Team	.224	.275	154	5149	438	1152	193	39	48	416	329	470	118-78	95	33	50	109	158

Pitcher HR Pete Alexander. PB Ed Burns 6, Bill Killefer 5, Bert Adams 1.

<u>Pitcher</u>	<u>W-L</u>	<u>ERA</u>	<u>G</u>	<u>GS</u>	<u>CG</u>	<u>Sh</u>	<u>Sv</u>	<u>IP</u>	<u>H</u>	<u>R-ER</u>	<u>HR</u>	<u>BB</u>	<u>SO</u>	<u>HB</u>	<u>WP</u>
Pete Alexander CY	31-13	1.07	48	45	35	15	1	405.3	229	62-48	3	85	135	7	1
Eppa Rixey	20-11	1.56	36	33	23	4	0	311.7	170	71-54	5	63	87	5	8
Al Demaree	12-18	3.47	38	35	13	1	1	277.3	278	127-107	7	54	103	3	1
Erskine Mayer	9-8	2.84	31	15	7	2	1	162.0	175	64-53	5	32	53	1	4
Chief Bender	4-10	8.76	28	14	1	0	0	75.0	140	80-73	3	16	26	0	3
George McQuillan	3-4	2.76	23	4	2	1	2	65.3	73	20-20	1	15	19	4	0
Erv Kantlehner-a	1-0	0.00	2	0	0	0	0	4.0	2	0-0	0	2	2	0	0
George Chalmers	1-7	5.82	17	8	1	1	0	60.3	96	50-39	0	17	23	1	3
Joe Oeschger	0-2	7.31	18	0	0	0	2	32.0	56	28-26	1	12	15	1	1
Gary Fortune	0-0	0.00	1	0	0	0	0	7.0	6	2-0	3	2	0	0	0
Team	81-73	2.70	242	154	82	24	7	1400.0	1225	504-420	28	298	463	22	21

1916 Boston Braves
80-74, .519, fourth place, -23 games

<u>Player</u>	<u>Avg</u>	<u>OBP</u>	<u>G</u>	<u>AB</u>	<u>R</u>	<u>H</u>	<u>2b</u>	<u>3b</u>	<u>HR</u>	<u>RBI</u>	<u>BB</u>	<u>K</u>	<u>SB-CS</u>	<u>Sac</u>	<u>SF</u>	<u>HBP</u>	<u>DP</u>	<u>E</u>
C Hank Gowdy	.224	.253	119	397	20	89	18	0	0	20	14	17	0-1	1	2	2	8	7
1b Ed Konetchy	.235	.297	154	574	48	135	33	9	4	57	52	34	18-3	5	5	1	9	8
2b Johnny Evers	.206	.317	72	262	27	54	3	1	1	14	42	12	8-7	11	1	1	2	8
SS Rbbt Maranville	.230	.308	154	596	69	137	17	11	2	31	54	59	60-17	9	3	15	6	22
3b Red Smith	.205	.266	146	522	36	107	12	9	2	43	46	29	24-11	6	9	1	15	21
LF Sherry Magee	.192	.269	121	433	32	83	17	2	2	37	44	44	2-8	5	3	3	6	4
CF Fred Snodgrass	.202	.270	115	382	39	77	14	2	0	22	36	35	13-5	11	1	0	7	1
RF Joe Wilhoit	.208	.239	112	428	28	89	14	1	0	34	19	30	15-8	5	4	0	7	10
C Earl Blackburn	.311	.320	44	119	14	37	8	5	0	15	2	15	0-3	2	1	0	2	12
OF Larry Chappell	.257	.270	15	35	8	9	0	1	0	5	1	5	4-1	1	1	0	0	0
2b Dick Egan	.215	.258	71	233	14	50	5	2	0	16	12	12	2-1	5	1	2	6	4
IF Ed Fitzpatrick	.199	.234	63	191	14	38	5	0	0	16	9	17	5-2	4	1	0	6	5
OF Zip Collins	.192	.233	84	261	18	50	1	11	0	14	15	25	0-1	6	6	1	7	6
OF Pete Compton	.167	.239	31	84	5	14	0	0	0	2	8	8	4-3	3	0	0	1	2
C Walt Tregasser	.156	.170	24	45	2	7	0	0	0	1	1	5	0-0	2	1	0	1	4
OF Joe Connolly	.127	.217	58	102	7	13	4	1	0	5	12	10	9-0	1	1	0	2	0
C Art Rico	.000	.000	6	4	0	0	0	0	0	0	0	0	0-0	0	0	0	0	0
OF Fred Bailey	.000	.000	4	3	0	0	0	0	0	0	0	0	0-0	0	0	0	0	0
Pitchers	.150	.198	154	427	27	64	14	11	1	26	23	78	0-3	19	1	1	10	20
Team	.207	.265	154	5098	408	1053	165	66	12	358	390	435	164-74	96	41	27	95	134

Pitcher HR: Lefty Tyler. PB Hank Gowdy 5, Earl Blackburn 1. OF assists: Joe Wilhoit 6, Sherry Magee 6, Zip Collins 4, Fred Snodgrass 3, Ed Fitzpatrick 3, Joe Connolly 1, Pete Compton 1.

<u>Pitcher</u>	<u>W-L</u>	<u>ERA</u>	<u>G</u>	<u>GS</u>	<u>CG</u>	<u>Sh</u>	<u>Sv</u>	<u>IP</u>	<u>H</u>	<u>R-ER</u>	<u>HR</u>	<u>BB</u>	<u>SO</u>	<u>HB</u>	<u>WP</u>
Dick Rudolph	27-8	1.21	39	36	27	8	0	328.3	205	57-44	5	59	95	3	2
Lefty Tyler	14-12	1.96	32	26	14	6	0	238.7	151	57-55	3	66	81	1	2
Pat Ragan	11-11	1.93	28	23	12	5	0	205.0	150	48-44	5	54	63	3	1
Jesse Barnes	9-9	2.70	26	18	9	4	1	160.0	156	54-48	3	26	57	3	0
Tom Hughes	7-9	1.89	35	13	8	2	3	152.7	103	40-32	3	35	69	4	0
Frank Allen	6-7	1.75	21	14	7	2	0	123.3	102	26-24	1	25	66	1	1
Art Nehf	4-9	2.09	23	12	5	1	1	112.0	94	34-26	3	23	47	3	0
Ed Ruelbach	2-8	3.80	23	12	2	0	0	104.3	92	46-44	3	32	39	4	7
Elmer Knetzer-t	0-1	3.86	2	0	0	0	0	2.3	3	1-1	0	1	1	0	0
Team	80-74	1.99	229	154	84	28	5	1426.7	1056	364-315	26	321	518	22	14

1916 Cincinnati Reds
74-80, .481, fifth place, -30 games

<u>Player</u>	<u>Avg</u>	<u>OBP</u>	<u>G</u>	<u>AB</u>	<u>R</u>	<u>H</u>	<u>2b</u>	<u>3b</u>	<u>HR</u>	<u>RBI</u>	<u>BB</u>	<u>K</u>	<u>SB-CS</u>	<u>Sac</u>	<u>SF</u>	<u>HBP</u>	<u>DP</u>	<u>E</u>
C Ivy Wingo	.236	.261	87	305	21	72	6	11	1	29	11	27	0-1	1	2	0	7	16
1b Hal Chase MVP	.341	.371	138	555	63	189	27	13	6	77	23	39	32-17	1	4	6	11	6
2b Buck Herzog-t	.284	.323	76	299	31	85	12	6	2	26	11	7	14-9	5	0	6	7	20
SS Baldy Louden	.165	.226	129	461	35	76	20	4	1	29	34	50	3-5	3	3	3	8	14
3b Heinie Groh	.268	.369	149	544	88	146	28	17	0	33	83	27	12-2	3	3	5	4	23
LF Greasy Neale	.235	.267	132	497	53	117	10	9	0	33	20	64	13-5	4	1	2	3	10
CF Edd Roush-a	.265	.271	68	294	28	78	3	3	0	30	3	16	6-5	1	2	0	2	2
RF Tommy Griffith	.282	.311	154	600	46	169	33	7	2	81	30	47	13-6	4	12	1	11	10
2b Larry Kopf	.353	.353	10	34	4	12	3	0	0	5	0	0	0-3	0	0	0	0	2
OF Paul Smith	.304	.319	10	46	7	14	0	1	0	3	1	6	4-1	0	0	0	0	0
OF Red Killefer-t	.294	.331	63	245	30	72	17	0	1	30	15	3	5-5	4	3	0	3	2
C Tommy Clarke	.262	.337	92	252	23	66	19	0	0	30	30	26	10-3	1	5	1	8	14
IF Bob Fisher	.258	.290	56	155	16	40	4	5	0	21	4	11	8-2	1	0	3	6	6
1b Fritz Mollwitz-t	.253	.306	42	146	17	37	4	1	0	11	9	13	1-3	1	0	2	2	6
3b Bill McKechnie-a	.244	.258	37	127	13	31	5	0	0	8	3	7	1-0	3	2	0	3	2
SS Bill Hobbs	.235	.350	6	17	0	4	1	0	0	1	2	1	0-0	0	0	1	0	0
OF Johnny Beall	.200	.273	5	20	3	4	1	0	1	2	2	2	0-0	0	0	0	0	0
C Emil Huhn	.183	.209	42	104	4	19	1	2	0	6	4	8	0-0	0	2	0	4	4
OF Ken Williams	.172	.294	9	29	0	5	1	0	0	0	5	0	0-2	1	0	0	2	1
SS Frank Emmer	.133	.200	27	60	6	8	2	0	0	1	5	19	0-1	0	0	0	0	2
Pitchers	.136	.150	154	470	25	64	7	7	0	19	7	105	0-2	17	3	1	16	36
Team	.249	.291	154	5260	513	1308	204	86	14	475	302	478	122-72	50	42	31	98	176

PB Ivey Wingo 4, Tommy Clark 1. OF assists: Tommy Griffith 18, Greasy Neale 6, Hal Chase 6, Edd Roush 3, Red Killefer 3, Paul Smith 1.

<u>Pitcher</u>	<u>W-L</u>	<u>ERA</u>	<u>G</u>	<u>GS</u>	<u>CG</u>	<u>Sh</u>	<u>Sv</u>	<u>IP</u>	<u>H</u>	<u>R-ER</u>	<u>HR</u>	<u>BB</u>	<u>SO</u>	<u>HB</u>	<u>WP</u>
Fred Toney	21-14	1.83	37	35	26	7	0	309.0	177	75-63	3	72	86	9	1
Pete Schneider	17-14	2.03	41	31	20	5	0	297.7	221	78-67	5	70	60	10	1
Clarence Mitchell	11-11	3.34	33	25	13	0	0	221.0	230	89-82	5	52	59	5	3
Elmer Knetzer-a	10-7	2.54	32	16	9	2	1	159.3	115	63-45	3	33	69	4	4
Al Schulz	7-13	2.48	38	23	9	4	1	214.0	181	75-59	5	55	70	5	5
Earl Moseley	4-9	4.47	31	15	3	0	2	106.7	143	67-53	1	37	46	3	1
Frank McHenry	1-1	5.31	7	1	0	0	0	20.3	34	18-12	0	8	6	2	0
Jim Bluejacket	1-3	10.80	4	2	0	0	0	11.7	23	14-14	5	4	7	0	0
Gene Dale	1-5	7.42	18	5	0	0	0	43.7	62	36-36	5	12	15	3	0
Christy Mathewson-a	0-1	7.37	3	1	0	0	0	7.3	18	6-6	0	0	5	0	1
Team	74-80	2.83	244	154	80	18	4	1390.7	1204	521-437	32	343	453	41	16

Balk: **Clarence Mitchell 2**, Pete Schneider 1.

1916 Chicago Cubs
68-86, .442, sixth place, -36 games

<u>Player</u>	<u>Avg</u>	<u>OBP</u>	<u>G</u>	<u>AB</u>	<u>R</u>	<u>H</u>	<u>2b</u>	<u>3b</u>	<u>HR</u>	<u>RBI</u>	<u>BB</u>	<u>K</u>	<u>SB-CS</u>	<u>Sac</u>	<u>SF</u>	<u>HBP</u>	<u>DP</u>	<u>E</u>
C Jimmy Archer	.216	.252	78	232	11	50	3	5	1	16	12	25	0-0	2	2	0	5	5
1b Vic Saier	.189	.265	147	530	45	100	25	1	3	49	56	64	6-8	1	5	1	7	18
2b Rollie Zeider	.188	.221	96	356	26	67	8	5	2	19	16	22	2-5	3	4	0	3	15
SS Chuck Wortman	.148	.197	66	216	14	32	3	1	4	11	13	11	0-0	5	0	0	6	15
3b Hn Zimmerman -t	.263	.286	96	384	33	101	21	5	1	44	11	25	18-1	0	2	2	10	18
LF Les Mann	.236	.281	125	436	41	103	9	5	4	33	23	41	12-7	4	3	5	10	5
CF Cy Williams	.289	.359	117	433	61	125	21	10	8	53	49	43	3-2	0	3	0	11	12
RF Max Flack	.279	.342	125	459	68	128	15	4	2	28	44	34	37-9	7	2	1	9	8
OF Merwin Jacobson	.429	.429	2	7	2	3	0	0	0	1	0	2	2-0	0	0	0	0	0
2b Larry Doyle-a	.421	.450	9	38	7	16	2	1	0	4	2	1	4-0	0	0	0	0	2
OF Solly Hofman-a	.381	.381	11	21	4	8	2	3	0	1	0	1	1-0	0	0	0	0	0
Herb Hunter-a	.308	.286	3	13	3	4	0	0	1	4	0	0	0-0	0	1	0	0	0
OF Frank Schulte-t	.296	.335	62	216	29	64	7	2	4	32	14	18	9-4	1	3	0	7	1
2b Frank Yerkes	.264	.293	45	148	14	39	8	1	1	10	7	7	0-0	1	2	0	4	8
OF Earl Smith	.250	.250	8	24	1	6	0	2	0	4	0	4	1-0	0	0	0	0	1
C William Fischer	.236	.272	49	148	9	35	8	0	1	15	5	0	0-0	0	2	3	6	9
OF Joe Kelly	.235	.296	48	153	8	36	8	1	1	10	13	7	4-6	1	2	1	0	0
C Rowdy Elliott	.224	.237	20	58	4	13	4	1	0	5	1	3	0-0	0	0	0	1	0
IF Otto Knabe-a	.183	.205	50	142	11	26	5	1	0	4	4	9	4-1	3	0	0	1	5
IF Alex McCarthy-t	.174	.248	32	109	11	19	2	2	0	11	11	7	0-0	2	1	0	2	2
C Art Wilson-a	.174	.240	16	46	1	8	0	0	0	4	4	5	0-0	0	0	0	1	2
OF Dutch Zwilling	.152	.231	30	46	5	7	2	0	0	3	5	4	0-0	0	1	0	2	2
SS Eddie Mulligan	.130	.159	56	193	12	25	1	3	0	12	7	21	0-0	0	1	0	5	7
3b Charlie Pechous	.127	.186	22	55	1	7	2	1	0	1	4	14	0-0	3	0	0	0	1
SS Mickey Doolin-t	.107	.173	29	75	8	8	2	0	2	4	6	8	1-0	2	0	0	1	3
C Clem Clemens	.100	.100	8	20	1	2	0	0	0	0	0	8	0-0	1	0	0	0	0
2b Joe Tinker	.091	.091	7	11	0	1	0	0	0	0	1	0	1-1	0	0	0	0	3
C Nick Allen	.071	.071	8	14	1	1	0	0	0	2	0	2	0-0	1	0	0	0	0
Charlie Deal -a	.000	.000	3	5	0	0	0	0	0	0	0	0	0-0	0	0	0	0	1
Pitchers	.139	.175	154	439	17	61	4	5	2	23	18	106	1-0	8	0	1	8	36
Team	.218	.265	154	5092	452	1109	163	60	37	405	327	496	106-45	45	35	14	100	179

Pitcher Hippo Vaughn. Claude Hendrix. PB Jimmy Archer 5, Wm Fischer 5, Art Wilson 3, Rowdy Elliott 1. OF assists: Max Flack 19, Less Man 8, Cy Williams 7, Joe Kely 4, Frank Schulte 2, Earl Smith 1

<u>Pitcher</u>	<u>W-L</u>	<u>ERA</u>	<u>G</u>	<u>GS</u>	<u>CG</u>	<u>Sh</u>	<u>Sv</u>	<u>IP</u>	<u>H</u>	<u>R-ER</u>	<u>HR</u>	<u>BB</u>	<u>SO</u>	<u>HB</u>	<u>WP</u>
Hippo Vaughn	19-16	1.82	37	35	20	4	1	302.3	194	76-61	5	64	90	7	2
Claude Hendrix	15-8	2.15	33	24	16	3	2	230.0	177	62-55	5	38	104	4	6
George McConnell	8-8	3.53	33	21	9	1	1	178.7	185	86-70	1	47	55	3	6
Gene Packard	7-11	3.49	31	15	2	1	0	149.7	149	66-58	3	36	36	5	0
Jimmy Lavender	7-18	3.58	33	25	6	2	0	198.3	246	99-79	6	48	69	3	2
Mike Prendergast	6-7	3.12	31	10	4	0	1	109.7	100	48-38	6	21	29	2	0
Tom Seaton	3-11	3.38	31	12	3	1	1	120.0	135	56-45	2	34	44	6	3
George Pierce	1-0	4.26	4	1	1	0	0	12.7	11	7-6	0	3	1	1	0
Three-Finger Brown	1-1	2.62	16	4	1	0	0	34.3	49	22-10	3	10	12	2	5
Nick Carter	1-4	.556	7	5	1	0	0	34.0	55	24-21	0	7	10	0	1
Scott Perry	0-2	2.70	3	2	0	0	0	16.7	17	5-5	0	5	5	0	0
Team	68-86	2.91	259	154	63	12	6	1386.3	1318	551-448	31	313	455	33	25

1916 St. Louis Cardinals
60-94, .390, seventh place, - 43 games

<u>Player</u>	<u>Avg</u>	<u>OBP</u>	<u>G</u>	<u>AB</u>	<u>R</u>	<u>H</u>	<u>2b</u>	<u>3b</u>	<u>HR</u>	<u>RBI</u>	<u>BB</u>	<u>K</u>	<u>SB-CS</u>	<u>Sac</u>	<u>SF</u>	<u>HBP</u>	<u>DP</u>	<u>E</u>
C Pancho Snyder	.284	.315	112	380	14	108	8	3	0	37	19	21	4-4	2	4	0	6	13
1b Dots Miller	.229	.280	146	538	51	123	23	10	1	51	35	41	4-7	3	2	4	12	14
2b Bruno Betzel	.194	.262	139	500	47	97	7	8	2	31	46	71	11-12	10	3	1	7	17
SS Roy Corhan	.133	.164	82	256	12	34	4	1	0	10	8	23	4-3	10	2	2	5	20
3b Rogers Hornsby	.303	.350	136	508	49	154	22	8	7	64	35	48	19-12	3	3	3	9	25
LF Bob Beschert	.216	.283	150	588	61	127	23	4	2	34	54	6	32-14	8	3	2	7	6
CF Jack Smith	.192	.237	105	391	40	75	6	1	8	30	21	45	7-5	7	3	3	5	10
RF Tom Long	.294	.311	112	402	41	118	19	9	1	41	11	31	19-13	4	4	1	2	8
C Mike Gonzalez	.245	.294	101	278	25	68	17	6	0	25	21	14	1-3	4	4	0	4	12
C Tony Brottem	.206	.289	27	34	2	7	2	0	0	2	4	8	0-0	0	0	0	0	4
SS Sammy Bohne	.200	.280	16	45	5	9	1	0	0	0	4	3	4-1	1	0	1	0	1
IF Zin Beck	.183	.226	59	208	19	38	9	0	0	10	12	22	0-1	6	1	0	3	10
PH Art Butler	.182	.230	84	143	11	26	7	1	0	3	8	13	3-3	0	0	1	3	7
OF Owen Wilson	.167	.196	105	366	19	61	4	2	3	30	14	42	2-3	2	3	0	8	6
2b Stuffey Stewart	.143	.143	6	21	2	3	0	0	0	0	0	3	0-0	0	0	0	0	0
2b Miller Huggins	.143	.250	9	14	1	2	0	0	0	1	2	1	0-0	0	0	0	0	0
Pitchers	.171	.193	154	397	22	68	6	7	0	16	11	104	0-0	23	1	0	6	37
Team	.240	.305	154	5103	559	1227	175	55	36	512	467	541	132-64	63	46	29	100	193

PB Pancho Snyder 9, Mike Gonzalez 5. OF assists: Tom Long 10, Owen Wilson 6, Bob Beschert 4, Art Butler 1.

<u>Pitcher</u>	<u>W-L</u>	<u>ERA</u>	<u>G</u>	<u>GS</u>	<u>CG</u>	<u>Sh</u>	<u>Sv</u>	<u>IP</u>	<u>H</u>	<u>R-ER</u>	<u>HR</u>	<u>BB</u>	<u>SO</u>	<u>HB</u>	<u>WP</u>
Lee Meadows	17-15	1.93	43	36	15	6	0	307.0	215	84-66	5	95	97	3	10
Red Ames	15-10	1.91	42	25	13	6	2	235.7	171	60-50	7	41	79	4	3
Bill Doak	7-18	2.81	32	27	7	2	0	221.0	224	85-69	4	51	75	4	1
Slim Sallee-t	5-3	1.91	17	7	4	1	2	75.3	64	21-16	1	11	28	1	1
Bob Steele	5-12	4.18	30	21	5	1	0	157.0	195	101-73	5	40	53	4	4
Hi Jasper	3-6	5.47	24	9	1	0	1	79.0	96	48-48	2	25	29	2	0
Steamboat Williams	3-10	5.60	32	8	2	0	1	101.3	141	67-63	8	16	41	4	0
Charlie Hall	2-3	2.89	14	5	0	0	0	56.0	67	27-18	5	11	23	3	0
Murphy Currie	1-0	13.50	4	0	0	0	0	12.0	27	19-18	0	8	5	0	0
Dan Griner	1-2	1.08	4	0	0	0	0	8.3	11	1-1	0	2	0	1	0
Joe Lotz	1-2	5.22	14	3	1	0	0	29.3	39	20-17	4	7	14	0	0
Team	60-94	3.24	275	154	50	16	6	1372.3	1340	607-494	43	328	475	29	20

Balk: Red Ames

1916 Pittsburgh Pirates
59-95, .383, eighth place, -44 games

<u>Player</u>	<u>Avg</u>	<u>OBP</u>	<u>G</u>	<u>AB</u>	<u>R</u>	<u>H</u>	<u>2b</u>	<u>3b</u>	<u>HR</u>	<u>RBI</u>	<u>BB</u>	<u>K</u>	<u>SB-CS</u>	<u>Sac</u>	<u>SF</u>	<u>HBP</u>	<u>DP</u>	<u>E</u>
C Walter Schmidt	.185	.224	66	195	20	36	2	1	5	15	10	11	0-1	2	0	0	8	20
1b Doc Johnston	.208	.263	123	413	40	86	13	16	1	36	28	29	2-7	8	4	4	10	3
2b Jack Farmer	.265	.277	56	185	16	49	4	4	0	11	3	29	0-0	5	0	0	4	8
SS Honus Wagner	.289	.356	120	432	42	125	15	7	0	31	46	19	10-4	4	4	1	6	19
3b Doug Baird	.188	.225	125	436	34	82	9	5	0	24	20	45	17-4	8	4	2	5	11
LF Frank Schulte-a	.345	.378	49	165	23	57	24	2	2	28	9	14	10-9	0	0	0	1	0
CF Max Carey	.269	.298	152	607	85	157	24	17	13	44	36	36	54-17	6	2	0	2	7
RF Bill Hinchman	.257	.310	150	567	50	146	16	15	2	66	44	37	4-5	2	6	2	14	9
OF Jesse Altenburg	.429	.556	4	7	1	3	0	0	0	0	2	0	0-0	0	0	0	0	0
2b Jim Vioz	.283	.352	43	127	11	36	5	0	1	15	14	9	1-2	1	1	0	1	2
OF Ray O'Brien	.268	.300	18	56	7	15	3	4	0	7	1	12	0-1	4	1	1	1	0
IF Alex McCarthy-a	.267	.349	44	131	7	35	3	3	0	10	17	9	1-1	0	1	0	5	4
C Bill Wagner	.261	.306	14	46	4	12	1	3	0	6	3	7	0-0	2	0	0	1	3
OF Ed Barney	.257	.336	36	101	17	26	7	0	0	3	11	2	3-1	1	0	1	0	7
2b Carson Bigbee	.232	.260	25	95	7	22	2	1	0	6	3	7	0-3	1	1	1	0	0
C Art Wilson-t	.218	.282	42	119	6	26	5	1	1	9	7	14	1-0	1	1	4	5	2
IF Germany Schultz	.215	.227	90	237	11	51	12	1	0	24	5	13	2-6	2	5	0	5	12
IF Otto Knabe-t	.213	.232	28	94	3	20	4	1	0	6	3	2	0-3	3	2	0	2	1
C William Fischer-a	.212	.255	35	99	7	21	4	2	1	11	6	2	0-0	2	4	1	3	8
C George Gibson	.207	.242	24	58	4	12	0	4	0	5	3	3	0-0	1	1	0	0	2
OF Dan Costello	.199	.203	47	146	12	29	1	4	0	7	1	16	1-0	1	1	0	1	5
3b Hooks Warner	.188	.209	54	176	14	33	0	0	4	15	4	21	4-0	2	1	1	1	6
OF Lee King	.176	.263	6	17	1	3	0	0	0	0	2	0	0-0	0	0	0	0	0
OF Pete Compton-a	.158	.238	5	19	2	3	0	0	0	2	2	0	0-1	0	0	0	0	1
SS Jimmy Smith	.150	.207	35	113	4	17	0	0	1	5	4	13	0-0	2	0	4	4	7
SS Frank Smykal	.143	.308	9	21	6	3	0	0	0	0	5	2	1-0	0	0	0	0	2
Pitchers	.147	.180	154	408	29	60	4	2	0	19	15	71	0-0	16	3	2	5	43
Team	.230	.274	154	5070	463	1165	158	93	31	405	304	423	111-65	74	42	24	84	182

PB Walter Schmidt 2, George Gibson 2, Art Wilson 1, Bill Wagner 1. OF assists Bill Hinchman 1, Max Carey 5, Frank Schulte 4, Dan Costello 2, Doug Baird 1, Ray O'Brein 1.

<u>Pitcher</u>	<u>W-L</u>	<u>ERA</u>	<u>G</u>	<u>GS</u>	<u>CG</u>	<u>Sh</u>	<u>Sv</u>	<u>IP</u>	<u>H</u>	<u>R-ER</u>	<u>HR</u>	<u>BB</u>	<u>SO</u>	<u>HB</u>	<u>WP</u>
Wilbur Cooper	16-8	1.43	38	22	17	5	3	235.0	133	47-38	0	60	72	9	0
Al Mamaux	16-22	2.33	42	38	20	2	0	324.3	237	100-84	2	104	103	8	0
Frank Miller	8-15	2.96	31	20	7	1	1	179.3	169	71-59	6	44	58	4	1
Elmer Jacobs	6-12	3.04	29	18	5	0	0	157.7	157	65-54	3	31	58	5	1
Erv Kantlehner-t	6-15	4.86	35	21	5	0	1	172.3	179	103-93	3	67	57	6	2
Bob Harmon	3-11	4.85	33	15	5	1	1	131.7	162	79-71	3	35	50	3	4
Bill Evans	2-4	3.68	11	7	2	4	0	51.3	58	25-21	1	17	20	2	0
Burleigh Grimes	1-3	17.00	5	4	1	0	0	34.7	52	20-19	1	5	17	0	1
Babe Adams	1-5	4.79	18	9	3	0	0	67.7	104	42-36	3	15	31	0	0
Paul Carpenter	0-0	0.79	5	0	0	0	0	11.3	7	1-1	0	2	7	0	0
Team	59-95	3.15	242	154	65	13	6	1356.0	1251	552-475	22	378	466	37	9

Balks: Wilbur Cooper 1, Erv Kantlehner 1

Players with combined teams

<u>Player</u>	<u>Avg</u>	<u>OBP</u>	<u>G</u>	<u>AB</u>	<u>R</u>	<u>H</u>	<u>2b</u>	<u>3b</u>	<u>HR</u>	<u>RBI</u>	<u>BB</u>	<u>K</u>	<u>SB-CS</u>	<u>Sac</u>	<u>SF</u>	<u>HBP</u>	<u>DP</u>	<u>E</u>
Solly Hofman, NYG-ChiC	.372	.391	16	43	8	16	3	1	0	2	2	5	2-1	0	1	0	0	0
Larry Doyle, NYG-ChiC	.313	.364	122	485	59	152	24	16	2	68	39	12	17-10	4	6	3	14	24
Red Killefer, Cinc-NYG	.290	.327	65	248	30	72	17	0	1	30	15	4	5-5	4	3	0	3	2
H. Zimmerman, ChiC-NYG	.278	.299	144	536	55	149	30	6	4	64	12	31	21-3	0	4	3	11	24
Edd Roush, NYG-Cinc	.268	.277	106	358	34	96	4	4	0	38	5	20	9-6	1	2	0	2	2
B. McKechnie, NYG-Cinc	.256	.277	111	395	34	101	11	0	0	37	13	29	11-2	7	6	1	12	14
Buck Herzog, Cinc-NYG	.248	.291	151	601	64	149	21	8	2	49	26	16	30-19	8	5	13	13	31
Herb Hunter, NYG-Cinc	.235	.216	23	34	3	8	0	0	1	6	0	3	0-0	1	3	0	0	0
Mick Doolin, ChiC-NYG	.176	.222	49	148	14	26	5	0	3	16	9	9	2-0	2	1	0	3	8

<u>Pitcher</u>	<u>W-L</u>	<u>ERA</u>	<u>G</u>	<u>GS</u>	<u>CG</u>	<u>Sh</u>	<u>Sv</u>	<u>IP</u>	<u>H</u>	<u>R-ER</u>	<u>HR</u>	<u>BB</u>	<u>SO</u>	<u>HB</u>	<u>WP</u>
Sallee, StLC-NYG	14-4	1.77	32	18	12	4	3	177.7	145	45-35	2	35	62	3	4
Knetzer, BosB-Cinc	10-8	2.56	33	16	9	2	1	161.7	118	65-46	3	34	70	4	4
Kntlehner, Pitt-PhiP	7-15	4.75	37	21	5	0	1	176.3	181	103-93	3	69	59	0	0
Mathwson, NYG-Cinc	3-5	4.11	19	7	3	1	0	70.0	99	38-32	0	6	23	1	1



2b Larry Doyle a Giant stalwart for years, was dealt to the Chicago Cubs in a late season deal. Doyle hit a solid .313 with 24 doubles and 68 RBI for the season.



3b Heinie Zimmerman excelled with his trade to NY; Zim hit .316 and drove in 20 runs in 48 games to help boost the Giants into second place.

NL All-Star team dominated by outstanding starting pitchers



1b Hal Chase, Cinc

The NL All-Star team featured plenty of new faces in 1916.

Three players repeated from the 1915 All-Star team; pitchers **Pete Alexander** of the Phillies, 2b **Larry Doyle**, who spent most of his season with New York before being traded to Chicago in a huge mid-season deal and Boston ace **Dick Rudolph**.

All the rest of the All-Stars were new to the mythical team.



The position players were led by MVP and batting champ **Hal Chase**, the smooth fielding 1b for Cincinnati.

Four righthanders made up the All-Star pitching staff, including Alexander (31-13), Brooklyn aces **Jeff Pfeffer** (29-6) and **Larry Cheney** (20-11) and **Rudolph** (27-89). The only lefty on the All-Star pitching staff was Giant southpaw **Rube Benton** (20-7).

Joining Chase in the All-Star infield was 2b **Larry Doyle**, who split his season between New York and Chicago, diminutive Boston SS **Rabbit Maranville**, whose glove work and base-steal exploits were critical the Braves fourth-place finish, and newcomer **Rogers Hornsby**, whose hitting helped elevate St. Louis to a seventh-place finish.

The All-Star outfield was comprised of hard-hitting Brooklyn LF **Zack Wheat**, NY Giants **Benny Kauff** in CF and NL RBI leader **Tommy Griffith** in RF.

Behind the plate, Robins C **Chief Meyers** split catching duties with Otto Miller, hitting .266 while playing superior defense, committing only a single error all season.

Players gaining All-Star Honorable Mention include Brooklyn 1b **Jake Daubert** (.311, league best OBP .382), Pittsburgh CF **Max Carey** (13 HRs, most in the NL and 54 SB), NY Giants RF **Dave Robertson** (.304, 74 BB, 45 RBIs), Giants LF **George Burns** (.276, league best 107 runs, Brooklyn 2b George Cutshaw (.280, 71 RBIs) and 3b **Heinie Zimmerman** (.278, 64 RBIs), who split his season between the Cubs and Giants.

Player	Avg	OBP	G	AB	R	H	2b	3b	HR	RBI	BB	K	SB-CS	Sac	SF	HBP	DP	E
C Chief Meyers	.266	.340	78	233	14	62	5	0	1	25	28	4	0-0	4	4	0	6	1
1b Hal Chase, Cinc	.325	.358	150	588	65	189	15	14	3	87	31	41	34-14	1	4	2	6	11
2b Larry Doyle, NY-ChiC	.313	.364	122	485	59	152	24	16	2	68	39	12	17-10	4	6	3	14	24
SS Rabbit Maranville, Bos	.230	.308	154	596	69	137	17	11	2	31	54	59	60-17	9	3	15	6	22
3b Rogers Hornsby, StL	.303	.350	136	508	49	154	22	8	7	64	35	48	19-12	3	3	3	9	25
LF Zack Wheat, Bk	.319	.371	143	574	89	183	36	10	7	79	45	40	27-10	2	3	4	12	8
CF Benny Kauff, NYG	.282	.354	154	575	93	162	25	20	13	78	67	57	28-19	2	7	1	15	14
RF Tommy Griffith, Cinc	.282	.311	154	600	46	169	33	7	2	81	30	47	13-6	4	12	1	11	10

Pitchers	AL-L	ERA	G	GS	CG	Sh	Sv	IP	AL	R-ER	HR	BB	SO	HB	WP
Pete Alexander, Phila	29-9	1.69	45	t39	t31	8	0	351.0	244	101-66	2	82	109	4	2
Jeff Pfeffer, Bkn	28-11	1.41	40	t39	t31	12	0	363.3	192	72-57	2	130	157	10	1
Larry Cheney, Bkn	26-8	1.20	38	30	23	9	0	284.3	154	52-38	3	80	100	2	0
Dick Rudolph, Bos	21-12	1.47	49	27	18	4	5	275.0	183	63-45	2	61	90	5	2
Rube Benton, NYG	19-6	1.77	35	26	16	8	2	228.3	179	59-45	2	55	103	7	1




1916 NATIONAL LEAGUE ALL STAR TEAM




C Chief Meyers, Bkn



LF Zack Wheat, Bkn



CF Benny Kauff, NYG



RF Dave Robertson, NYG



1b Hal Chase, Cincinnati **MVP**



2b Larry Doyle, NYG-ChiC



SS Rabbit Maranville, Bos



3b Rogers Hornsby, StL



P Pete Alexander, Phila



P Dick Rudolph, Bos



P Jeff Pfeffer, Bkn



P Larry Cheney, Bkn



P Rube Benton, NYG

All -Star notes:

- Pete Alexander's 31-13 performance in 1916 combined with his 1915 replay (34-8) totals 65-21 for a two-year period.
- Dick Rudolph (21-12) is 41-32 over the two-year 1915-1916 replay seasons.
- NY Giants LF George Burns, an Honorable Mention for the '16 team, has led the NL in runs scored for two straight years.
- Larry Doyle, a repeater on the '16 team, has hit .312 over the 1915-1916 seasons with a .363 OBP.

1916 National League Batting Leaders

Batting Avg (Min 477 PA)			On Base Pct. (Min 477 PA)			Runs Batted In		
1	Hal Chase, Cinc	.341	Jake Daubert, Bkn	.382	Tommy Griffith, Cinc	81		
2	Zack Wheat, Bkn	.319	Hal Chase, Cinc	.371	Zack Wheat, Bkn	79		
3	Larry Doyle, NYG-ChiC	.313	Zack Wheat, Bkn	.371	Benny Kauff, NYG	78		
4	Jake Daubert, Bkn	.311	Heinie Groh, Cinc	.369	Hal Chase, Cinc	77		
5	Dave Robertson, NYG	.304	Larry Doyle, NYG-ChiC	.364	Dave Robertson, NYG	76		
6	Rogers Hornsby, StLC	.303	Cy Williams, ChiC	.359	George Cutshaw, Bkn	71		
7	Fred Luderus, PhiP	.290	Honus Wagner, Pitt	.356	Larry Doyle, NYG-ChiC	68		
8	Honus Wagner, Pitt	.289	Benny Kauff, NYG	.354	Bill Hinchman, Pitt	66		
9	Cy Williams, ChiC	.283	Rogers Hornsby, StLC	.350	H Zimmerman, ChiC-NYG	64		
10	Benny Kauff, NYG	.282	Gavvy Cravath, PhiP	.349	Rogers Hornsby, StLC	64		
Doubles			Triples			Home runs		
1	Zack Wheat, Bkn	36	Benny Kauff, NYG	20	Max Carey, Pitt	13		
2	Tommy Griffith, Cinc	33	Heinie Groh, Cinc	17c	Dave Robertson, NYG	12		
3	Ed Konetchy, Bos	33	Max Carey, Pitt	17	George Burns, NYG	10		
4	Fred Luderus, PhilaP	32	Larry Doyle, NYG-ChiC	16	Bert Niehoff, PhilaP	9		
5	Frank Schulte, ChiC-Pitt	31	Doc Johnston, Pitt	16	Cy Williams, ChiC	8		
6	H Zimmerman, ChiC-NYG	30	Bill Hinchman, Pitt	15	Gavvy Cravath, PhiP	8		
7	Bert Niehoff, PhilaP	30	Hal Chase, Cinc	13	Dode Paskert, PhiP	8		
8	Heinie Groh, Cinc	28	Four tied with	11	Jack Smith, StL	8		
9	Hal Chase, Cinc	27			Three tied with	7		
10	George Burns, NYG	26						
Base hits			Runs scored			Base on balls		
1	Hal Chase, Cinc	189	George Burns, NYG	107	Heinie Groh, Cinc	83		
2	Dave Robertson, NYG	185	Benny Kauff, NYG	93	Benny Kauff, NYG	67		
3	Zack Wheat, Bkn	183	Zack Wheat, Bkn	89	Vic Saier, ChiC	56		
4	George Burns, NYG	181	Heinie Groh, Cinc	88	Rabbit Maranville, Bos	54		
5	Tommy Griffith, Cinc	169	Max Carey, Pitt	85	Bob Bescher, StLC	54		
6	George Cutshaw, Bkn	165	Jake Daubert, Bkn	82	Dave Bancroft, PhiP	54		
7	Benny Kauff, NYG	162	Dave Robertson, NYG	76	Gavvy Cravath, PhiP	54		
8	Fred Luderus, PhilaP	160	Rabbit Maranville, Bos	69	Ed Konetchy, Bos	52		
9	Max Carey, Pitt	157	Max Flack, ChiC	68	Jake Daubert, Bkn	52		
10	Rogers Hornsby, StLC	154	Buck Herzog, Cinc-NYG	54	Cy Williams, ChiC	49		
Stolen bases			Caught Stealing			Strikeouts		
1	Rabbit Maranville, Bos	60	Buck Herzog, Cinc-NYG	19	Gavvy Cravath, PhiP	77		
2	Max Carey, Pitt	54	Benny Kauff, NYG	19	Dode Paskert, PhiP	73		
3	Max Flack, ChiC	37	Max Carey, Pitt	17	Bruno Betzel, StLC	71		
4	George Cutshaw, Bkn	35	Rabbit Maranville, Bos	17	Vic Saier, ChiC	64		
5	George Burns, NYG	32	Hal Chase, Cinc	17	Greasy Neale, Cinc	64		
6	Hal Chase, Cinc	32	Dave Bancroft, PhiP	17	Mike Mowrey, Bkn	60		
7	Bob Bescher, StLC	32	Jake Daubert, Bkn	15	Rabbit Maranville, Bos	59		
8	Dode Paskert, PhiP	32	Bob Bescher, StLC	14	Benny Kauff, NYG	57		
9	Buck Herzog, Cinc-NYG	30	Tom Long, StLC	13	Dave Bancroft, PhiP	56		
10	Benny Kauff, NYG	28	Frank Schulte, ChiC-Pitt	13	George Burns, NYG	51		

Sacrifice hits

1	Bert Niehoff, PhilaP	19
2	Possum Whitted, PhilaP	12
3	Hi Myers, Bkn	12
4	Johnny Evers, BosB	11
5	Fred Snodgrass, BosB	11
6	Bruno Betzel, StLC	10
7	Roy Corhan, StLC	10
8	Five tied with	9
9		
10		

Sacrifice flies

Tommy Griffith, Cinc	12
Red Smith, BosB	9
Benny Kauff, NYG	7
Larry Doyle, NYG-ChiC	6
Dave Robertson, NYG	6
Fred Luderus, PhiP	6
Bill McKechnie, NYG-Cinc	6
Bill Hinchman, Pitt	6
Zip Collins, Bos	6
Seven tied with	5

At bats

George Burns, NYG	655
Dave Robertson, NYG	608
Max Carey, Pitt	607
Buck Herzog, Cinc-NYG	601
Tommy Griffith, Cinc	600
Rabbit Maranville, Bos	596
George Cutshaw, Bkn	589
Bob Beschler, StLC	588
Dode Paskert, PhiP	584
Benny Kauff, NYG	575

Games Appeared

1	George Burns, NYG	t154
2	Benny Kauff, NYG	t154
3	Tommy Griffith, Cinc	t154
4	Ed Konetchy, BosB	t154
5	George Cutshaw, Bkn	t154
6	Rabbit Maranville, Bos	t154
7	Max Carey, Pitt	152
8	Buck Herzog, Cinc-NYG	151
9	Bill Hinchman, Pitt	150
10	Bob Beschler, StLC	150

Hit by pitch

George Cutshaw, Bkn	19
Bert Niehoff, PhilaP	18
Rabbit Maranville, Bos	15
Buck Herzog, Cinc-NYG	13
Dave Bancroft, PhiP	7
Bill Killefer, PhiP	7
Gavvy Cravath, PhiP	6
Hal Chase, Cinc	6
Jake Daubert, Bkn	6
Ed Burns, PhilaP	6

Grounded into DPs

Possum Whitted, PhilaP	16
Red Smith, BosB	15
Benny Kauff, NYG	15
Milt Stock, PhilaP	15
Larry Doyle, NYG-ChiC	14
Bill Hinchman, Pitt	14
Buck Herzog, Cinc-NYG	13
Casey Stengel, Bkn	13
Four tied with	12

Total Bases

1	Hal Chase, Cinc	t260
2	Zack Wheat, Bkn	t260
3	Dave Robertson, NYG	t260
4	George Burns, NYG	255
5	Max Carey, Pitt	254
6	Benny Kauff, NYG	236
7	Tommy Griffith, Cinc	222
8	Larry Doyle, NYG-ChiC	214
9	Fred Luderus, PhiP	214
10	Rogers Hornsby, StLC	213

Slugging (Min. 477 PA)

Hal Chase, Cinc	.468
Zack Wheat, Bkn	.453
Larry Doyle, NYG-ChiC	.441
Dave Robertson, NYG	.429
Rogers Hornsby, StLC	.419
Max Carey, Pitt	.418
Benny Kauff, NYG	.410
George Burns, NYG	.389
Fred Luderus, PhiP	.388
Casey Stengel, Bkn	.386

Low Bat Avg (Min 220 PA)

Roy Corhan, StLC	.133
Chuck Wortman, ChiC	.148
Baldy Loudon, Cinc	.165
Owen Wilson, Pitt	.167
Zin Beck, ChiC	.183
Doug Baird, Pitt	.188
Rollie Zeider, ChiC	.188
Vic Saier, ChiC	.188
Three tied at	.192

Low OB Pct. (Min 220 PA)

1	Roy Corhan, StLC	.164
2	Owen Wilson, Pitt	.196
3	Chuck Wortman, ChiC	.197
4	Otto Knabe, Pitt-ChiC	.216
5	Rollie Zeider, ChiC	.221
6	Doug Baird, Pitt	.225
7	Baldy Loudon, Cinc	.226
8	Zin Beck, ChiC	.226
9	Germany Schultz, Pitt	.227
10	Ed Burns, PhilaP	.227

Errors

Buck Herzog, Cinc-NYG	31
Dave Bancroft, PhilaP	27
Mike Mowrey, Bkn	26
Rogers Hornsby, StLC	25
Larry Doyle, NYG-ChiC	24
H Zimmerman, ChiC-NYG	24
Heinie Groh, Cinc	23
Bert Niehoff, PhilaP	22
Rabbit Maranville, BosB	21
Red Smith, BosB	21
Art Fletcher, NYG	21



Cardinal SS hopeful Roy Corhan was a bust for St. Louis, hitting only .133 .

1916 National League Pitching Leaders

Earned Run Avg (Min. 154 IP)			Wins	Won-Lost Pct. (15 or more dec.)
1	Jeff Pfeffer, Bkn	1.01	Pete Alexander, PhilaP 31-13	Jeff Pfeffer, Bkn 29-6 .829
2	Pete Alexander, PhilaP	1.07	Jeff Pfeffer, Bkn 29-6	Slim Sallee, StLC-NYG 14-4 .778
3	Dick Rudolph, BosB	1.21	Dick Rudolph, BosB 27-8	Dick Rudolph, BosB 27-8 .771
4	Wilbur Cooper, Pitt	1.46	Larry Cheney, Bkn 21-10	Rube Benton, NYG 20-7 .741
5	Rube Marquard, Bkn	1.48	Fred Toney, Cinc 21-12	Pete Alexander, PhilaP 31-13 705
6	Larry Cheney, Bkn	1.48	Rube Benton, NYG 20-7	Larry Cheney, Bkn 21-10 .677
7	Eppa Rixey, PhilaP	1.56	Eppa Rixey, PhilaP 20-11	Wilbur Cooper, Pitt 16-8 .667
8	Jeff Tesreau, NYG	1.71	Hippo Vaughn, ChiC 19-16	Sherry Smith, Bkn 14-7 .667
9	Pol Perritt, NYG	1.73	Pete Schneider, Cinc 17-14	Claude Hendrix, ChiC 15-8 .652
10	Slim Sallee, StLC-NYG	1.77	Lee Meadows, StLC 17-15	Rube Marquard, Bkn 158 .652
Shutouts			Strikeouts	Bases on balls
1	Pete Alexander, PhilaP	15	Larry Cheney, Bkn 148	Al Mamaux, Pitt 104
2	Dick Rudolph, BosB	8	Pete Alexander, PhilaP 135	Lee Meadows, StLC 95
3	Jeff Pfeffer, Bkn	8	Jeff Pfeffer, Bkn 104	Pete Alexander, PhilaP 85
4	Fred Toney, Cinc	7	Claude Hendrix, ChiC 104	Jeff Pfeffer, Bkn 76
5	Lefty Tyler, BosB	6	Al Mamaux, Pitt 103	Larry Cheney, Bkn 73
6	Rube Marquard, Bkn	6	Al Demaree, PhilaP 103	Fred Toney, Cinc 72
7	Lee Meadows, StLC	6	Lee Meadows, StLC 97	Pete Schneider, Cinc 70
8	Red Ames, StLC	6	Dick Rudolph, BosB 95	Erv Kantlehner, Pitt-PhilaP 69
9	Five tied with	5	Hippo Vaughn, ChiC 90	Lefty Tyler, BosB 66
10			Pete Schneider, Cinc 90	Hippo Vaughn, ChiC 64
Innings Pitched			Total hits allowed	Total runs allowed
1	Pete Alexander, PhilaP	405.3	Al Demaree, PhilaP 278	Al Demaree, PhilaP 127
2	Dick Rudolph, BosB	328.3	Jimmy Lavender, ChiC 246	Erv Kantlehner, PhiP-Pitt 103
3	Al Mamaux, Pitt	324.3	Al Mamaux, Pitt 237	Bob Steele, StLC 101
4	Jeff Pfeffer, Bkn	320.3	Pol Perritt, NYG 233	Al Mamaux, Pitt 100
5	Eppa Rixey, PhilaP	311.7	Clarence Mitchell, Cinc 230	Jimmy Lavender, ChiC 99
6	Jeff Tesreau, NYG	310.0	Pete Alexander, PhilaP 229	Clarence Mitchell, Cinc 89
7	Fred Toney, Cinc	309.0	Bill Doak, StLC 224	Fred Anderson, NYG 88
8	Lee Meadows, StLC	307.0	Pete Schneider, Cinc 221	George McConnell, ChiC 86
9	Hippo Vaughn, ChiC	302.3	Jeff Tesreau, NYG 220	Bill Doak, StLC 85
10	Pete Schneider, Cinc	297.7	Lee Meadows, StLC 215	Lee Meadows, StLC 84
Earned runs allowed			Unearned runs allowed	Games Appeared
1	Al Demaree, PhilaP	107	Bob Steele, StLC 28	Pete Alexander, PhilaP 48
2	Erv Kantlehner, PhiP-Pitt	93	Al Demaree, PhilaP 20	Lee Meadows, StLC 43
3	Al Mamaux, Pitt	84	Elmer Knetzer, BosB-Cinc 19	Red Ames, StLC 42
4	Clarence Mitchell, Cinc	82	Fred Anderson, NYG 18	Pete Schneider, Cinc 42
5	Jimmy Lavender, ChiC	79	Bill Doak, StLC 18	Jeff Pfeffer, Bkn 39
6	Chief Bender, PhilaP	73	Jeff Tesreau, NYG 17	Dick Rudolph, BosB 39
7	Bob Steele, StLC	73	Eppa Rixey, PhilaP 17	Jeff Tesreau, NYG 39
8	Bob Harmon, Pitt	71	Jeff Pfeffer, Bkn 17	Al Schulz, StLC 38
9	Fred Anderson, NYG	70	Four tied with 16	Al Demaree, Phila 38
10	George McConnell, ChiC	70		Wilbur Cooper, Pitt 38
Games started			Complete Games	Home Runs allowed
1	Pete Alexander, PhilaP	45	Pete Alexander, PhilaP 35	Al Demaree, PhilaP t7
2	Al Mamaux, Pitt	42	Dick Rudolph, Bos 27	Lee Meadows, StLC t7
3	Pete Schneider, Cinc	41	Jeff Pfeffer, Bkn 27	Mike Prendergast, ChiC 6
4	Jeff Pfeffer, Bkn	39	Fred Toney, Cinc 26	Jimmy Lavender, ChiC 6
5	Dick Rudolph, BosB	39	Eppa Rixey, PhilaP 23	Jeff Tesreau, NYG 6
6	Jeff Tesreau, NYG	39	Larry Cheney, Bkn 23	Larry Cheney, Bkn 6
7	Wilbur Cooper, Pitt	38	Jeff Tesreau, NYG 21	Stan Coveleski, Cleve 6
8	Al Demaree, PhilaP	38	Al Mamaux, Pitt 20	Frank Miller, Pitt 6
9	Al Schulz, StLC	38	Pete Schneider, Cinc 20	14 tied with 5
10	Three tied with	37	Hippo Vaughn, ChiC 20	
			Rube Benton, NYG 20	

Wild pitches

1	Lee Meadows, StLC	10
2	Eppa Rixey, PhilaP	8
3	Ed Reulbach, BosB	7
4	Fred Anderson, NYG	6
5	Claude Hendrix, ChiC	6
6	George McConnell, ChiC	6
7	Larry Cheney, Bkn	6
8	Larry Cheney, Bkn	6
9	Three-Finger Brown, ChiC	5
10	Al Schulz, StLC	5

Hit batsmen

10	Pete Schneider, Cinc
9	Fred Toney, Cinc
9	Wilbur Cooper, Pitt
8	Al Mamaux, Pitt
7	Pete Alexander, PhilaP
7	Hippo Vaughn, ChiC
6	Erv Kantlehner, PhiP-Pitt
6	Tom Seaton, ChiC
5	Nine tied with

Balks

10	Clarence Mitchell, Cinc	2
9	Larry Cheney, Bkn	2
9	Erv Kantlehner, PhiP-Pitt	1
8	Pete Schneider, Cinc	1
7	Wilbur Cooper, Pitt	1

Games Lost

1	Al Mamaux, Pitt	16-22
2	Al Demaree, PhilaP	12-18
3	Hippo Vaughn, ChiC	19-16
4	Lee Meadows, StLC	17-15
5	Jeff Tesreau, NYG	15-15
6	Fred Anderson, NYG	8-15
7	Frank Miller, BosB	8-15
8	Erv Kantlehner, PhiP-Pitt	7-15
9	Fred Toney, Cinc	21-14
10	Pete Schneider, Cinc	17-14

Saves

3	Wilbur Cooper, Pitt
3	Ferdie Schupp, NYG
3	Slim Sallee, StLC-NYG
3	Tom Hughes, BosB
2	Twelve tied with

High ERA (60 IP min)

8.76	Chief Bender, PhilaP
5.82	George Chalmers, PhilaP
5.60	Steamboat Williams, StLC
5.47	Hi Jasper, StLC
4.85	Bob Harmon, Pitt
4.79	Babe Adams, Pitt
4.75	Erv Kantlehner, PhiP-Pitt
4.47	Earl Mosely, Cinc
4.18	Bob Steele, StLC
4.11	Christy Mathewson, NYG-Cinc

Worst W-L Pct. (10 Dec)

	AL-L	Pct
1	Milt Watson, StLC	0-13 .000
2	Ed Reulbach, BosB	2-8 .200
3	Bob Harmon, Pitt	3-11 .214
4	Tom Seaton, ChiC	3-11 .214
5	Steamboat Williams, StLC	3-10 .231
6	Bill Doak, StLC	7-18 .280
7	Chief Bender, PhilaP	4-10 .286
8	Bob Steele, StLC	5-12 .294
9	Earl Mosely, Cinc	4-9 .308
10	Earl Jacobs, Pitt	6-12 .333



Luckless righthander Al Mamaux, of Pittsburgh led the NL with 22 losses and led NL pitchers with 104 BB

1916 National League standouts

Cincinnati's Hal Chase runs away with batting crown

Reds 1b Hal Chase had little competition for the National League batting title, hitting .341, outdistancing batting runner-up Zack Wheat of Brooklyn by a wide margin.

Chase got off to a splendid start, hitting .367 during 18 games in April, second to old-timer Honus Wagner of Pittsburgh, who got off to a flying start with a .371 average in April. Chase quickly ran down Wagner early in May, hitting .447 over a 10-game hitting streak from May 2-13.

In mid-June, Chase had a second 10-game hitting streak June 14-26, hitting .429.

As the season wound down, he had the NL's longest hitting streak of the season, hitting in 17 consecutive games from Sept. 7 through the next to the last day of the season, Sept. 25 for an average of .500 during the streak (35 for 70), including 12 RBIs. During the streak, the Reds won ten of 11 games from Sept 8-19, enabling them to climb into fifth place past Chicago.

Chase chalked up four four-hit games during the season. He stole 32 bases, including a steal of home in a 13-0 blowout win against the Phillies on July 12.

For the season, Chase finished second in OBP (.371) and led the league in base hits (189) and total bases (260).



Brooklyn's Zack Wheat served as the driving force for the Robins offense



The MVP runner-up in the NL was Brooklyn LF Zack Wheat, whose bat led a solid Robins offense. Hitting behind 1b Jake Daubert, Wheat hit drove in 79 runs, second in the league to Cincinnati's Tommy Griffith, who had 81 RBIs.

What got hot early in May, hitting .465 during an 11-game hitting streak from May 3-16. Even after the streak ended on May 17 against Pittsburgh's Al Mamaux. During the streak the Robins took over first place on May 10 and never gave up the lead the rest of the season.

From June 30- July 14, Wheat hit .406 during a 15-game hitting streak that saw Brooklyn widen its lead to 16 games over the Giants.

Wheat finished the season as runner up for both the batting title at .319 and OBP at .371. He led the league with 36 doubles and ranked in the top ten in home runs (seven), runs scored (89) and had 183 hits, third in the NL.

Wheat's best game of the season happened on Aug. 24, hitting a grand slam HR off the Cardinals luckless Milt Watson, while driving in five runs in a 15-2 thumping of St. Louis.

Pete Alexander recorded second straight 30-win season

The Phillies great Grover Cleveland (Pete) Alexander almost single-handedly carried Philadelphia into third place with a remarkable 31-13 record to win his second straight Cy Young award.

To put Alexander's value in perspective, his 31 wins represented 38 per cent of the Phillies team total of 81 wins. He was able to win, despite a Philadelphia offense that hit a paltry .224 and ranked sixth in runs scored (438).

No NL pitcher worked harder than Alexander. He led the league in appearances (48), games started (45), complete games (35) and innings pitched, an eye-popping 405.3 innings.

His 1.07 ERA was second by an eyelash to Brooklyn's Jeff Pfeffer.

Of his 31 wins, fifteen were shutouts. The Phillies failed to score in five of his 13 losses and scored only one run in another five of his losses as a starter.

He threw back-to-back shutouts to beat Cincinnati and Pittsburgh in late June. In September, as the Phils were battled Boston for third place, he threw three consecutive shutouts to beat St. Louis, Chicago and the Braves, the last one a 12-inning, three-hit masterpiece that concluded a stretch of 39.7 consecutive scoreless innings.

Reflecting the wear and tear he experienced in the long campaign, two days later after his three-shutout streak ended, he lost two games in relief, both to the Giants in the final week of the season.



Jeff Pfeffer's outstanding campaign was the best on a fine Robins pitching staff

If not for the presence of Alexander, Jeff Pfeffer would have been hands-down winner of the Cy Young award. As it was, he had a marvelous season, going 29-6 and leading the NL in ERA at 1.01.

After losing his first start of the year, a 1-0 loss to Philadelphia's Erskine Mayer, Daubert won 10 of his next 11 starts, five of the wins via shutouts.


After losing back-to-back games against Philadelphia 3-2 on June 3 and Boston 1-0 to Pat Ragan on June 8, Daubert won his next 14 games in a row from June 12 through Aug 6, as Brooklyn pulled away to an enormous lead.

His most memorable win was on Sept 10 when he threw a two-hitter to beat Pittsburgh and clinch the NL pennant for Brooklyn.

Altogether, Pfeffer totaled eight shutouts and ranked third in the NL in strikeouts (104).



1916 National League pinch hitting



Ordinarily a regular, **Frank Schulte** also excelled as a pinch-hitter, going 6-10, .600 with five RBIs while splitting his season between Chicago and the Pirates.

NL teams did not get a great deal out of their pinch-hitters, averaging only .180 as a league, reflective of the difficulty of pinch-hitters facing the NL's exceptional pitching.

Brooklyn led the league in pinch-hitting with a team average of .263, considerably better than any other team in the league.

Frank Schulte hit a resounding .600 as a pinch-hitter, driving in five runs, the most of any pinch hitter in the league, as well as hitting one of the three pinch-hit home runs that were hit by NL pinch-hitters.

Cardinal pinch-hitter **Art Butler** had the most pinch-hits (10), but also had the most pinch-hitting at bats (56), hitting only .179. Three of his Cardinal teammates, backup C Mike Gonzalez, obscure backup C Tony Brottem, and OF Tom Long combined to hit .450 in 40 at bats.

Besides Schulte's HR, the only two NL pinch-hitters with home runs were Phillies Wilbur Good and Claude Cooper.

Team pinch-hitting

Team	Avg	OBP	AB	H	2B	3B	HR	RBI	BB	Sac	SF	HB	DP
Brooklyn	.263	.333	80	21	4	4	0	8	9	0	0	0	2
Pittsburgh	.200	.233	115	23	5	2	0	9	4	0	0	1	2
Philadelphia	.200	.231	75	15	4	1	2	6	3	4	0	0	2
New York	.190	.195	79	15	4	1	0	6	1	0	2	0	0
St. Louis	.184	.273	103	19	0	0	0	13	13	0	4	1	5
Chicago	.168	.206	125	21	3	0	1	5	6	0	0	0	4
Cincinnati	.130	.188	77	10	1	2	0	5	6	0	2	0	1
Boston	.103	.124	87	9	3	4	0	7	2	2	1	0	3
AL Average	.180	.223	93	17	3	2	0	7	6	1	1	0	2

Pinch hit leaders

Batting Avg. (Min 10 AB)		AL/AB	Avg.	On base pct. (Min 10 PA)		OBP	Pinch hits		Hits
Frank Schulte, ChiC-Pitt		6-10	.600	Frank Schulte, ChiC-Pitt		.636	Art Butler, StLC		10
Tony Brottem, StLC		7-15	.467	Lew McCarty, Bkn-NYG		.533	George Kelly, NYG		8
Lew McCarty, Bkn-NYG		6-13	.462	Tony Brottem, StLC		.526	Tony Brottem, StLC		7
Mike Gonzalez, StLC		5-11	.455	Mike Gonzalez, StLC		.417	Tom Long, StLC		6
Tom Long, StLC		6-14	.429	Tom Long, StLC		.400	Frank Schulte, ChiC-Pitt		6
Hi Myers, Bkn		4-11	.364	Emil Huhn, Cinc		.400	Lew McCarty, Bkn-NYG		6
Runs batted in		RBI	Bases on balls		BB	Pinch hit at bats		AB	
Frank Schulte, ChiC-Pitt		5	Tony Brottem, StLC		3	Art Butler, StLC		56	
Lew McCarty, Bkn-NYG		4	Art Butler, StLC		3	George Kelly, NYG		28	
Mike Gonzalez, StLC		4	Three tied with		2	Joe Connolly, BosB		26	
Claude Cooper, PhilaP		4				Germany Schulz, StLC		23	

Doubles: Six tied with 2

Triples: Zip Collins, Bos 3

Home runs: Claude Cooper, Phila, Wilbur Good, Phila, Frank Schulte (with Chicago)

1916 National League pinch hitting

Brooklyn Robins	Avg	OBP	AB	H	2B	3B	HR	RBI	BB	Sac	SF	HB	DP
Zack Wheat	1.000	1.000	1	1	0	0	0	0	0	0	0	0	0
Lew McCarty	.556	.636	9	5	1	1	0	3	2	0	0	0	0
Gus Getz	.444	.444	9	4	0	0	0	0	0	0	0	0	0
Hi Myers	.364	.364	11	4	1	1	0	1	0	0	0	0	0
Ollie O'Mara	.250	.250	16	4	0	1	0	1	0	0	0	0	0
Casey Stengel	.200	.273	10	2	1	0	0	1	1	0	0	0	2
Chief Meyers	.200	.333	5	1	0	0	0	1	1	0	0	0	0
Fred Merkle	.000	.000	1	0	0	0	0	0	0	0	0	0	0c
Hack Miller	.000	.500	1	0	0	0	0	0	1	0	0	0	0
Jake Daubert	.000	.333	2	0	0	0	0	0	0	0	0	0	0
Jim Hickman	.000	.333	2	0	0	0	0	0	0	0	0	0	0
Otto Miller	.000	.000	3	0	0	0	0	0	0	0	0	0	0
Ivy Olson	.000	.000	4	0	0	0	0	0	0	0	0	0	0
Jimmy Johnston	.000	.250	6	0	0	0	0	0	2	0	0	0	0
Mike Mowrey	∞	1.000	0	0	0	0	0	0	1	0	0	0	0
Total	.263	.333	80	21	4	4	0	8	9	0	0	0	2

New York Giants	Avg	OBP	AB	H	2B	3B	HR	RBI	BB	Sac	SF	HB	DP
Mickey Doolin	1.000	1.000	1	1	0	0	0	0	0	0	0	0	0
George Kelly	.286	.286	28	8	2	1	0	1	0	0	0	0	0
Lew McCarty	.250	.250	4	1	0	0	0	1	0	0	0	0	0
Hans Lobert	.150	.150	20	3	1	0	0	1	0	0	0	0	0
Edd Roush	.077	.077	13	1	1	0	0	0	0	0	0	0	0
Herb Hunter	.200	.167	5	1	0	0	0	1	0	0	1	0	0
Red Killefer	.000	.000	1	0	0	0	0	0	0	0	0	0	0
Red Dooin	.000	.000	1	0	0	0	0	1	0	0	1	0	0
Brad Kocher	.000	.250	3	0	0	0	0	0	1	0	0	0	0
Dave Robertson	.000	.000	3	0	0	0	0	0	0	0	0	0	0
Total	.190	.195	79	15	4	1	0	6	1	0	1	0	0

Philadelphia Phillies	Avg	OBP	AB	H	2B	3B	HR	RBI	BB	Sac	SF	HB	DP
Bud Weiser	1.000	1.000	1	1	1	0	0	0	0	0	0	0	0
Milt Stock	.500	.500	2	1	0	0	0	0	0	0	0	0	0
Gavvy Cravath	.333	.333	6	2	0	0	0	0	0	0	0	0	1
Claude Cooper	.250	.250	20	5	0	0	1	4	0	0	0	0	0
Bill Killefer	.250	.250	4	1	1	0	0	0	0	0	0	0	0
Oscar Dugey	.200	.333	10	2	1	0	0	2	0	2	0	0	0
Bobby Byrne	.100	.200	9	1	1	0	0	0	1	2	0	0	0
Wilbur Good	.111	.111	18	2	0	1	1	1	0	0	0	0	1
Bert Niehoff	.000	.000	1	0	0	0	0	0	0	0	0	0	0
Bert Adams	.000	.000	2	0	0	0	0	0	0	0	0	0	0
Ed Burns	.000	.000	2	0	0	0	0	0	0	0	0	0	0
Total	.200	.231	75	15	4	1	2	6	3	4	0	0	2

Boston Braves	Avg	OBP	AB	H	2B	3B	HR	RBI	BB	Sac	SF	HB	DP
Earl Blackburn	.667	.667	6	4	0	1	0	2	0	0	0	0	0
Zip Collins	.250	.333	12	3	0	3	0	3	0	0	1	1	0
Larry Chappell	.250	.250	4	1	0	0	0	1	0	1	0	0	0
Nick Wilhoit	.200	.200	5	1	0	0	0	0	0	1	0	0	0
Larry Chappell	.143	.143	7	1	0	0	0	0	0	0	0	0	0
Ed Fitzpatrick	.143	.250	7	1	1	0	0	1	1	0	0	0	1
Joe Connolly	.077	.111	26	2	2	0	0	0	1	1	0	0	0
Hank Gowdy	.000	.000	1	0	0	0	0	0	0	0	0	0	0
Johnny Evers	.000	.000	1	0	0	0	0	0	0	0	0	0	0
Art Rico	.000	.000	1	0	0	0	0	0	0	0	0	0	0
Fred Snodgrass	.000	.000	3	0	0	0	0	0	0	0	0	0	1
Dick Egan	.000	.000	5	0	0	0	0	0	0	1	0	0	0
Walt Tregasser	.000	.000	9	0	0	0	0	0	0	0	0	0	1
Total	.103	.124	87	9	3	4	0	7	2	2	1	0	3

Cincinnati Reds	Avg	OBP	AB	H	2B	3B	HR	RBI	BB	Sac	SF	HB	DP
Greasy Neale	.500	.500	2	1	0	0	0	0	0	0	0	0	0
Hal Chase	.333	.500	3	1	1	0	0	1	1	0	0	0	0
Emil Huhn	.308	.400	13	4	0	0	0	0	2	0	0	0	1
Fritz Mollwitz	.250	.250	4	1	0	1	0	1	0	0	0	0	0
Bob Fisher	.200	.273	10	2	0	1	0	1	1	0	0	0	0
Tommy Clarke	.000	.091	20	0	0	0	0	0	0	0	0	0	0
Ivey Wingo	.167	.143	6	1	0	0	0	1	0	0	1	0	0
Clarence Mitchell	.143	.125	7	1	0	0	0	1	0	0	1	0	0
Baldy Loudon	.000	.000	1	0	0	0	0	0	0	0	0	0	0
Red Killefer	.000	.000	1	0	0	0	0	0	0	0	0	0	0
Buck Herzog	.000	.000	1	0	0	0	0	0	0	0	0	0	0
Ken Williams	.000	.000	1	0	0	0	0	0	0	0	0	0	0
Heinie Groh	.000	.000	2	0	0	0	0	0	0	0	0	0	0
Frank Emmer	.000	.000	3	0	0	0	0	0	0	0	0	0	0
Bill McKechnie	.000	.000	3	0	0	0	0	0	0	0	0	0	0
Total	.130	.188	77	10	1	2	0	5	6	0	2	0	1

Chicago Cubs	Avg	OBP	AB	H	2B	3B	HR	RBI	BB	Sac	SF	HB	DP
Frank Schulte	.800	.833	5	4	0	0	1	3	1	0	0	0	0
Earl Smith	.500	.500	4	2	0	0	0	0	0	0	0	0	0
Solly Hofman	.500	.500	4	2	0	0	0	0	0	0	0	0	0
Max Flack	.375	.444	8	3	1	0	0	0	1	0	0	0	1
Jimmy Archer	.333	.385	12	4	1	0	0	0	1	0	0	0	0
Joe Kelly	.250	.400	4	1	0	0	0	0	1	0	0	0	0
Steve Yerkes	.250	.250	4	1	0	0	0	0	0	0	0	0	0
Fritz Mollwitz	.167	.167	12	2	0	0	0	1	0	0	0	0	0
Otto Knabe	.077	.143	13	1	1	0	0	0	0	0	0	0	0
Dutch Zwilling	.048	.091	21	1	0	0	0	1	1	0	0	0	1
Charlie Deal	.000	.000	1	0	0	0	0	0	0	0	0	0	0
Mickey Doolin	.000	.000	1	0	0	0	0	0	0	0	0	0	0
Rollie Zeider	.000	.000	1	0	0	0	0	0	0	0	0	0	0
Nick Allen	.000	.000	2	0	0	0	0	0	0	0	0	0	0
Rowdy Elliott	.000	.000	2	0	0	0	0	0	0	0	0	0	0
Vic Saier	.000	.000	2	0	0	0	0	0	0	0	0	0	0
Heinie Zimmerman	.000	.000	2	0	0	0	0	0	0	0	0	0	0
Claude Hendrix	.000	.250	3	0	0	0	0	0	1	0	0	0	0
Cy Williams	.000	.250	3	0	0	0	0	0	0	0	0	0	1
Art Wilson	.000	.000	3	0	0	0	0	1	0	0	0	0	0
Clem Clemens	.000	.000	3	0	0	0	0	0	0	0	0	0	0
William Fischer	.000	.000	6	0	0	0	0	0	0	0	0	0	1
Les Mann	.000	.000	8	0	0	0	0	0	0	0	0	0	0
Total	.168	.206	125	21	3	0	1	5	6	0	0	0	4

National League Batting Highlights

Pitchers batting performances shown under pitcher's batting section

Notable performances, team

<u>Date</u>	<u>Team</u>	<u>Opponent</u>	<u>Description</u>
Apr 24	Pitt	StL	Won 7-6 in 12 innings; totaled 24 hits
May 1	StL	NYG	12 runs in third inning and 23 hits in the game in 17-5 win over New York
May 21	ChiC	NYG	Cubs racked up 21 hits , but lost 12-11 to Giants
May 26	Cinc	Phila	Pushed over 8 runs, 8 straight hits in third in 10-2 win over Phillies Chief Bender
June 6	NYG	Phila	Giants score 14 runs in first five innings enroute to 15-3, 26-hit win over Phillies
July 4	StL	Phila	Scored 10 runs combined in 7th and 8th innings, piled up 22 hits in 15-3 win
July 2	Bkn	Chi	Pounded Cubs 15-2 behind 21-hit attack; easy win for Wheezer Dell
July 7	Bkn	StL	Piled up 7 runs in third inning enroute to 15-0 blowout over Cardinals
July 12	Cinc	Phila	Easy 13-0 win for Al Schultz behinds 21 hit attack
July 23	Pitt	NYG	Raced to 16-1, 24 hit win over second place Giants as Wilbur Cooper threw three-hitter
Aug 1	Cinc	Pitt	Reds totaled 20 hits in 8-1 win over Pirates Bob Harmon
Aug 1	Bkn	Phila	Robins scored 7 runs in third inning in 14-0, 25-hit win over Phils
Aug 12	Pitt	Bkn	Lowly Pirates blasted Robins with 16-0 win, 23 hits as Walker Cooper threw one-hitter
Aug 24	Bkn	StL	Robins had three batters with four hits in 15-2, 23-hit runaway win over Cards
Aug 30	NYG	StL	Giants scored nine runs in fifth inning in easy 9-2 win over St. Louis
Sept 15	Pitt	StL	Buried Cards under 25-hit attack for 13-1 win by Wilbur Cooper
Sept 19	Cinc	StL	Slaughtered Cards 18-0 with 25 hits as Knetzer blanked Cards
Sept 24	Cinc	Pitt	Beat Pittsburgh 15-5 behind 20 hits

Two home runs in one game

<u>Date</u>	<u>Batter</u>	<u>Opp</u>	<u>Description</u>
May 1	Max Carey, Pitt	Bkn	Two two-run home runs, but Brooklyn came from behind to win 9-8
July 5	Ed Konetchy, Bos	Cinc	Two solo HRs, but Cincinnati's Jim Bluejacket won 8-6
July 11	Chuck Wortman, Chi	Bos	In debut game with Cards, surprised with two solo HRs to lead Cubs to 7-0 win
Aug 26	Casey Stengel, Bkn	StL	2R HR, solo homer, both off Red Ames, but Robins lost 6-5 in 13 innings
Sept 3	Hooks Warner, Pitt	Phila	Pair of two-run homers, both off Erskine Mayer, in 6-3 Pirates win
Sept 10	Ivy Olson, Bkn	StL	3R HR, solo HR, both off Bob Steele, in in Robins pennant clinching 9-1 win
Sept 19	Cy Williams, ChiC	Pitt	3R HR off Elmer Jacobs, 2R HR off Bob Harmon in 8-1 win
Sept 26	Dode Pasker, Phila	Bkn	2R HR off Duster Mails in 12 th won game; hit solo HR earlier in 4-2 win

Five or more RBI in one game *(pitchers in italics)*

<u>Date</u>	<u>Batter</u>	<u>Opp</u>	<u>RBI</u>	<u>Description</u>
Aug 24	Zack Wheat, Bkn	StL	5	Grand slam HR, RBI double, went 4-6
Aug 25	Walter Holke, NYG	Pitt	6	3R double, 2R single, RBI single in 10-5 win
Sept 4	Rogers Hornsby, StL	Bos	5	3R HR, two-run double in 5-2 win for Red Ames
Sept 19	Cy Williams, ChiC	Pitt	5	3R HR off Elmer Jacobs, 2R HR off Bob Harmon in 8-1 win
Sept 24	Ivey Wingo, Cinc	Pitt	5	2R HR, RBI triple, 2R single in 15-5 Reds triumph

Grand slam home runs

<u>Date</u>	<u>Batter</u>	<u>Opp pitcher</u>	
Aug 24	Zack Wheat, Bkn	Milt Watson, StL	Led Robins to 15-2 runaway win

Back-to-back home runs

<u>Date</u>	<u>Batters</u>	<u>Opp pitcher</u>	<u>Description</u>
May 17	George Burns, Dave Robertson, NYG	Red Ames, Cinc	Burns hit 3R HR, Giants won 5-1
May 18	Larry Doyle, Benny Kauff, NYG	Steamboat Williams, StL	Doyle 3R HR, Giants won 8-0
May 29	Jim Viox, Dan Costello, Pitt	Steamboat Williams, StL	Solo HRs; Costello PH HR in 4-2, 12-inning win
Sept 8	Rollie Zeider, Max Flack, ChC	Larry Cheney, Bkn	Solo HRs to lead Cubs to 4-2 win

Leadoff home runs

<u>Date</u>	<u>Batter</u>	<u>Opp</u>	<u>Opposing pitcher</u>	<u>Notes</u>
Apr 23	Doc Johnston, Pitt	Cinc	Charlie Hall	Pirates lost game 8-5
May 31	Max Carey, Pitt	StL	Slim Sallee	Only Pirates run in 5-1 loss to Cards
Aug 15	George Burns, NYG	Chi	Mike Prendergast	Giants lost in 10 inning by 10-9 score

Pinch hit home runs

<u>Date</u>	<u>Batter</u>	<u>Opp</u>	<u>Opposing pitcher</u>	<u>Notes</u>
May 7	Frank Schulte, ChiC	NYG	Rube Schauer	2R HR as Cubs went on to win 14-8
Aug 18	Claude Cooper, Phila	StL	Steamboat Willams	2R HR to give Phils lead in 9-7 win

NL Batting highlights continued

Five or more hits in one game

<u>Date</u>	<u>Batter</u>	<u>Opp</u>	<u>Description</u>
May 21	Vic Saier, ChiC	NYG	5-5, 2b, four singles, 2 runs, 2 RBIs, BB, but Cubs lost 12-11 slugfest
June 25	Max Carey, Pitt	BKn	5-5, triple, double, three singles, 2 runs in 6-4 loss to Robins
July 15	Tom Long, StL	Bos	5-5, RBI double, four singles, 3 runs in loss to Braves Jess Barnes
July 23	Frank Schulte, Pitt	NYG	5-6, triple, two doubles, two singles, 2 RBIs, 2 run in 16-1 win
Aug 1	Ivy Olson, Bkn	Phila	5-5, 2b, four singles, 3 RBIs, 2 runs in 14-0 blow win
Aug 12	Hooks Warner, Pitt	Bkn	5-6, 2 HR, three singles, 5 RBIs in 16-0- pasting of Robins
Aug 25	Art Fletcher, NYG	Pitt	5-5, five singles, 3 runs, RBI in 10-5 victory

Notable individual batter performances (*pitchers performances shown under pitcher's hitting*)

<u>Date</u>	<u>Batter</u>	<u>Opp</u>	<u>Description</u>
Apr 11	Fred Luderus, Phila	Bos	4-7 with two 2b in 19-inning 1-0 win over Boston
Apr 11	Bill Hinchman, Pitt	StL	4-5, four singles, RBI in 5-4 Pirates Opening Day win over Cards
Apr 18	Larry Doyle, NYG	Phila	4-4, 3b, RBI, run in 6-0 win over Phillies
Apr 18	Tom Long, StL	Cinc	4-4, four singles, run, RBI in 5-4 win over Reds
Apr 18	Honus Wagner, Pitt	Chi	4-5, 2R double, three singles in 7-6, 10 win over Cubs
Apr 19	Milt Stock, Phila	NYG	4-7, two 2b, 3b, 2 RBIs in 15-inning 5-4 win
Apr 19	Les Man, Chi	Pitt	4-4, four singles, 2 runs, sac RBI in 5-2 triumph
Apr 20	Dave Robertson, NYG	Phila	4-5, four singles, 2 runs in 9-2 win
Apr 20	Dots Miller, Pitt	Cinc	4-5, four singles, 2 runs, 2 RBIs in 7-4 victory
Apr 22	George Cutshaw, Bkn	NYG	4-4, four singles, run, RBI in 5-3 Robins win
Apr 23	Dots Miller, Pitt	StL	4-5, four singles, 2 runs, 2 RBIs in 8-5 win
Apr 24	Gavvy Cravath, Phila	Bos	4-6, four singles, run, RBI in 6-5, 11-inning win over Braves
Apr 26	George Burns, NYG	Phila	4-5, solo HR, 2b, two singles, two SB, two runs in 3-0 Giants win
May 1	Possum Whitted, Phila	Cinc	4-5, 3b, three singles, 4 RBIs in 6-1 Phillies victory
May 3	Hal Chase, Cinc	Phila	4-5, four singles, run in 7-2 win over Chief Bender
May 8	Bert Niehoff, Phila	StL	4-5, three doubles, single, 2 runs in 3-0 win behind Geo. McQuillan
May 12	Red Smith, Bos	Cinc	4-4, four singles, 2 runs RBI, SB in 5-1 by Dick Rudolph
May 13	Gavvy Cravath, Phila	ChiC	4-5, solo HR, two doubles, single, 3 RBIs in 5-, 10-inning win over Cubs
May 16	Jake Daubert, Bkn	Pitt	4-5, four singles, 2 runs, RBI in 9-1 win by Larry Cheney
May 18	Dave Robertson, NYG	StL	4-4, RBI double, three singles, run in 8-0 win over Cards
May 18	Benny Kauff, NYG	StL	4-5, HR, four singles in 8-0 win over Cardinals
May 19	Rabbit Maranville, Bos	StL	4-5, 3 runs, four single as Jess Barnes threw three-hit 13-0 win
May 21	Heinie Zimmerman, Chi	NYG	4-6, 2b, 2 runs in 12-11 loss
May 21	Benny Kauff, NYG	ChiC	4-5, double, triple, 3 RBIs, 3 runs in wild 12-11 win over Cubs
May 21	Fred Merkle, NYG	ChiC	4-5, 2R double, three singles, 4 RBIs to join Kauff in 12-11 win over ChiC
May 21	Ivy Olson, Bkn	Cinc	4-5, 2b, three singles, RBI, run in 3-2, 11-inning win
May 23	George Burns, NYG	Cinc	4-5, 2b, three singles, run in 6-3 loss to Reds Pete Schneider
May 24	Larry Doyle, NYG	Cinc	4-5, 2b, three singles in 6-5, 10-inning loss to Elmer Knetzer
May 24	Zack Wheat, Bkn	ChiC	4-5, 2R HR, 2R doubles, two singles, 4 RBIs, 3 runs, SB in 13-3 win
May 24	George Cutshaw, Bkn	ChiC	4-4, four singles, 2 steals (one of home), 3 runs in 13-3 victory
May 26	Max Flack, Chi	Phila	4-6, four singles, SB, run in lopsided 10-2 win
May 27	Cy Williams, Chi	Phila	4-5, two doubles, two singles, 2 RIBS, run in 5-4, 11-inning loss
May 28	Cy Williams, Chi	Cinc	4-5, RBI triple, RBI single, run in 5-4, 10-inning win over Reds
May 28	Heinie Zimmerman, Chi	Cinc	4-5, four singles, RBI in extra inning win over Cincinnati
May 29	Cy Williams, Chi	Cinc	4-5, four singles, RBI, two runs in 8-2 victory over Cincinnati
May 29	Les Mann, Chi	Cinc	4-5, four singles, 3 RBIs, run in 8-2 win over Reds
May 30	Jimmy Archer, Chi	Cinc	4-4, four singles in 5-3 loss to Reds
June 6	Benny Kauff, NYG	Phila	4-6, 4 RBIs, double, three singles in 15-3 win
June 6	Art Fletcher, NYG	Phila	4-5, 2b, three singles, BB, 2 runs, joined Kauff in 15-3 thrashing of Phillies
June 7	Red Killefer, Cinc	StL	4-5, two doubles, 2 singles, 2 runs, RBI in 4-3, 10-inning loss to Cardinals
June 7	Frank Schulte, Chi	Pitt	4-4, four singles, run, RBI in 4-1 two-hit win by Gene Packard
June 11	George Cutshaw, Bkn	NYG	4-5, four singles, run, RBI as Wheezer Dell beat Giants 7-2
June 14	Jimmy Johnston, Bkn	Bos	4-5, two triples, two singles, 2 runs, SB in 6-3 win by Wheezer Dell
June 16	Otto Knabe, Chi	Pitt	4-5, double, three singles, 3 runs, 2 RBIs as Cubs beat Pirates 10-6
June 21	Otto Miller, Bkn	Phila	4-4, double, two two-run singles for 4 BIS in 7-1 win by Larry Cheney
June 18	Pancho Snyder, StL	Cinc	4-4, four singles, 2 RBIs run, SB in Cards 12-2 outburst in support of Bill Doak
June 20	Rollie Zeider, Chi	StL	4-4, RBI triple, three singles, two runs in 4-3 win by Mike Prendergast
June 19	Red Killefer, Cinc	Pitt	4-5, four singles, 3 RBIs in 8-2 win by Pete Schneider
June 25	Larry Doyle, NYG	StL	4-5, 2R double, three singles, 3 RBIs in 9-8 loss to Cards Slim Sallee
June 25	Rogers Hornsby, StL	NYG	4-5, RBI triple, three singles, 2 runs in 9-8 win
June 27	Doug Baird, Pitt	Phila	4-5, GW RBI, four singles in 9-8 Pirates win
June 28	Max Flack, Chi	NYG	4-5, four singles, run, RBI in 9-5 win over Giants Rube Benton
June 29	Bill McKechnie, NYG	Chi	4-5, two doubles, two singles, run, SB in 5-2, 10-inning Giants win
July 1	Dode Paskert, Phila	StL-	4-5, HR, three singles, 2 runs, 2 RBIs, SB as Alexander blanked Cards 7-0
July 6	Nick Wilhoit, Bos	Cinc	4-5, four singles, run, but Braves lots 2-1 in 10 innings

Notable individual batter performances continued

July 7	Dave Robertson, NYG	Pitt	4-4, 2R HR, SF, three singles, 4 RBIs to lift Giants to 5-4 win
July 7	Zack Wheat, Bkn	StL	4-6, double, four singles, 3 runs, 2 RBIs in 15-0 shutout by Larry Cheney
<u>Date</u>	<u>Batter</u>	<u>Opp</u>	<u>Description</u>
July 7	George Cutshaw, Bkn	StL	4-6, four singles, 2 runs, 2 RBIs in 15-0 blowout win
July 8	Sherry Magee, Bos	Cinc	4-5, double, three singles, 3 RBIs to give Art Nehf 5-1 win
July 8	Milt Stock, Phila	Chi	4-4, four singles, run, RBI in 3-2 win behind Eppa Rixey
July 9	Rabbit Maranville, Bos	Chi	4-6, four singles, 3 SB, run in tough 3-2, 12-inning win over Cubs
July 12	Greasy Neale, Cinc	Phila	4-5, triple, three singles, RBI, BB, in 13-0 pounding of Phillies
July 12	Tommy Griffith, Cinc	Phila	4-6, double, three singles, 3 RBIs in 13-0 win
July 14	Max Flack, Chi	NYG	4-5, double three singles, 2 runs, RBI, SB in tough 7-5 loss
July 14	William Fischer, Pitt	Phila	4-5, RBI double, three singles in debut with Bucs, who won 5-1
July 21	Edd Roush, Cinc	Bos	4-5, four singles, RBI, run, two SB in 3-1 win over Braves
July 22	George Cutshaw, Bkn	StL	4-4, four singles, run, two SB in 3-0 win by Larry Cheney
July 23	Max Carey, Pitt	NYG	4-6, 2R triple, three singles, 3 RBIs in 16-1 blowout win
July 27	Edd Roush, Cinc	Chi	4-4, four singles in 4-3 loss to Reds Earl Moseley
Aug 1	Greasy Neale, Cinc	Pitt	4-4, four singles, run in 8-1 win over Pirates
Aug 1	George Cutshaw, Bkn	Phila	4-5, double, three singles, 3 RBIs, 2 run in 14-0 thumping of Phils
Aug 1	Lew McCarty, Bkn	Phila	4-5, four singles, 3 runs, 2 RBIs in win over Phila
Aug 5	Bill Hinchman, Pitt	Chi	4-5, 2R HR, double, 3 RBIs, 3 runs in tough 8-6 win over Cubs
Aug 5	Alex McCarthy, Pitt	Chi	4-4, , run, BB in victory over Chicago
Aug 6	Gavvy Cravath, Phils	NYG	4-5, four singles, RBI, run in 10-3 walkover v NY
Aug 6	Heinie Groh, Cinc	StL	4-5, four singles, 3 RBIs, BB, run in easy 8-2 win
Aug 8	Zack Wheat, Bkn	Bos	4-4, 2R HR, double, two singles in 4-3 win vs Jess Barnes
Aug 10	Tom Long, StL	NYG	4-4, four singles, 3 stolen bases, BB, but Giants won 1-0 behind Slim Sallee
Aug 11	Dick Egan, Bos	Chi	4-4, double, three singles, 2 RBIs, run, BB in 6-3 victory over Chicago
Aug 19	Dots Miller, StL	Phila	4-5, RBI triple, three singles, 2 runs in 6-5 win over Lee Meadows
Aug 20	Heinie Groh, Cinc	NYG	4-4, RBI 3b, three singles, 2 RBIs, 3 runs, BB in 9-6 loss to NY's Fred Anderson
Aug 21	Art Fletcher, NYG	Cinc	4-5, four singles, run in runaway 11-1 win over Earl Moseley
Aug 23	Max Flack, Chi	Phila	Six stolen bases in 1-0, 11-inning win; Flack scored only run
Aug 24	Hi Myers, Bkn	StL	4-6, four singles, 2 RBI, run in 15-2 rout of Cards
Aug 24	Zack Wheat, Bkn	StL	4-6, in same game as Myers outburst, went 4-6 with 5 RBIs
Aug 24	Otto Miller, Bkn	StL	4-6, Robins C made it three batters in one game with 4 hits in 15-2 win
Aug 25	Chief Meyers, Bkn	StL	4-4, four singles, drove in four runs to back Marquard no-hitter
Aug 25	Pancho Snyder, StL	Bkn	4-6, triples, three singles, run, BB as Cards fought to win 6-5 in 13-innings
Aug 28	Dots Miller, Phila	Cinc	4-6, solo HR, 2b, two singles, 2 runs in 7-6, 12-inning win
Aug 30	Benny Kauff, NYG	StL	4-4, double, four singles, BB, 2 runs as Giants won 9-2
Sept 1	Larry Doyle, Chi	NYG	4-4, RBI triple, three singles as Cubs fell to Giants 11-4
Sept 1	Jimmy Johnston, Bkn	Cinc	4-6, drove in game winning run with RBI single in 10 th for 6-5 Bkn win
Sept 4	Jake Daubert, Bkn	Cinc	4-5, four singles, RBI, 2 runs in 5-0, three-hitter by Larry Cheney
Sept 8	Max Flack, ChiC	Bkn	4-6, HR, double, two singles as Cubs Claude Hendrix beat Robins
Sept 10	Frank Schulte, Pitt	NYG	4-4, two doubles, two singles, RBI, two runs, but Giants won 4-3
Sept 10	Jake Daubert, Bkn	StL	4-4, four inles, 2 runs, BB as Robins clinched NL crown with 9-1 win
Sept 12	Heinie Groh, Cinc	Bos	4-5, triple, three singles, RBI in 4-0 one-hitter win by Fred Toney
Sept 15	Jack Farmer, Pitt	StL	4-6, double, three singles, bu Pirates lost tough 2-1, 13-inning decision
Sept 16	Jack Farmer, Pitt	StL	4-6, four singles, three runs in 13-1 Pirate blowout win
Sept 17	Jack Farmer, Pitt	StL	4-6, third four-hit game in series with RBI, run in 11-2 Bucs win
Sept 17	Max Carey, Pitt	StL	4-6, joined Farmer with four hits in Pirates win over St. Louis
Sept 19	Hal Chase, Cinc	StL	4-6, four singles, three runs, RBI in 18-0 win over Cards
Sept 19	Tommy Griffith, Cinc	StL	4-6, drive in four runs in win over St. Louis
Sept 19	Larry Kopf, Cinc	StL	4-5, double, three singles for late-season call up in 18-0 win
Sept 19	Emil Huhn, Cinc	StL	4-6, best game of season for backup C in victory over St. Louis
Sept 21	Ivey Wingo, Cinc	StL	4-4, RBI triple, three singles, 2 run in 6-3 behind Fred Toney
Sept 21	Germany Schultz, Pitt	Chi	4-5, two doubles, two singles, 2 runs, but Pirates lost 8-7 to Cubs
Sept 24	Paul Smith, Cin	Pitt	4-6, four singles, 3 runs, RBI as Reds buried Pitt 15-5
Sept 25	Fred Luderus, Phila	Bkn	4-5, four singles, but Brooklyn's Jack Coombs threw 1-0, 11-inning shutout
Sept 25	Doug Baird, Pitt	Cinc	4-4, light hitting IF totaled double, three singles, 3 RBIs as Bucs won 9-5
Sept 26	Dode Paskert, Phila	Bkn	4-6, two HRs, incl game-winning 2R HR in 12 th to keep Phils in third place

Steals of home

<u>Date</u>	<u>Runner</u>	<u>Opp</u>	<u>Description</u>
Apr 29	Ed Konetchy, Bos	NYG	Stole home on botched sac on front end of double steal in 2-1 win over Giants
May 24	George Cutshaw, Bkn	ChiC	Stole home on front end of double steal via sac attempt in 13-3 win over Cubs
June 17	Dan Costello, Pitt	ChiC	Pirates Walter Schmidt missed bunt attempt; Costello, on the move, stole home
June 17	Rabbit Maranville, Bos	Bkn	Stole home on missed bunt attempt by Hank Gowdy; Boston won 3-2
July 12	Hal Chase, Cinc	Phila	Stole home when Tommy Griffith missed squeeze attempt; Reds won 13-0

Team batting notes

May 7 Boston rallied for three runs with two out in the bottom of the ninth to come from behind and beat St. Louis 3-2. With Bill Doak holding a 2-0 lead, Braves 3b Red Smith hit an RBI triple, Hank Gowdy hit an RBI single, and Johnny Evers walked a run home with the bases full as the Braves pulled the win out to sweep a three-game series over the Cardinals.

Pittsburgh's offense all but disappeared during a 10-game losing streak in September. The Pirates scored only 12 runs in the then losses, hitting only x during the streak. Earlier in the season, the Bucs had a similar meltdown, losing nine in a row while batting only x.

Sept 14 St. Louis came from behind in 13 innings for a stirring 4-3 win over Pittsburgh as both teams battled to vacate the cellar. Behind 2-0 in the eighth, the Cards posted two runs to tie the games at 2-2. The Pirates Bill Hinchman drove home a run in the top of the 13th on a sac fly to give the Bucs a 3-2 lead, but Cardinal 3b **Rogers Hornsby hit a two-out, two-run double in the bottom of the 13th to lift the Cards to an exciting 4-3 win.**

Left on base – ducks on the pond

Date	Team	Opp	LOB	Result
Apr 17	Chicago	StL	11	Cubs Hippo Vaughn won 3-2 on dropped throw at home by Pancho Snyder
May 20	Boston	StL	15	Braves totals 18 hits (17 singles and a 2b) in 13-0 shutout by Jess Barnes
May 27	Boston	Cinc	19	Eked out 5-4 win over Reds in tough extra-inning battle
June 6	Boston	Bkn	12	Failed to capitalize on 7 BB by Wheezer Dell in 3-2, 12-inning setback
July 4	Phila	StL	13	Blown out by St. Louis, who piled up 15 runs on 22 hits in 15-3 win
July 23	Brooklyn	StL	11	Accumulated 13 hits, but left 11 stranded in 6-1 win
Sept 19	Cinc	StL	13	Piled up 18 runs on 25 hits in 18-0 route of Cards

Individual batting notes

Pittsburgh SS **Honus Wagner** went 14-24, .583 in a six-game stretch from Apr 18-24, but it was for naught as the Pirates were swept by Chicago and followed up by two of three to St. Louis.

Cincinnati 1b **Hal Chase** went 7-13 with five RBIs to lead the Reds to two wins in three games with Brooklyn May 5-7.

Phila 2b **Bert Niehoff** was **8-12, .750** with three runs and three doubles as the Phils won two of three from St. Louis May 7-10.

Giants All-Star RF **Dave Robertson** had a flair for the dramatic with clutch hits.

Robertson was **8-12, .750**, including a HR as NY swept St. Louis in three straight May 18-20.

He had another great series Aug 10-12 v. St. Louis, driving in the winning run in a 1-0 win in the opener, hitting a game winning HR in the ninth in a 2-1 win in Game Two, delivering a key hit in a 3-1 win in Game Three and going 2-4 with a run in the finale as the Giants swept all four games.

Robertson took command in a 7-5 Giants win over Chicago on July 14. He hit a **two-run walk-off homer in the ninth** off Tom Seaton to win the game. Earlier, in the second inning Robertson **threw out both Rollie Zeider and William Fischer at home** to short-circuit a Cubs rally.

In the final game of the season, against Boston, Robertson **hit a walkoff HR in the bottom of the 12th to beat the Braves 2-1** and cost them a chance at tying the Phillies for third place.



OF Dave Robertson, NYG

Cubs RF **Max Flack** hit **.571 (8-14) in a three-game series** with the Phillies, but the Cubs lost two of three. of Brooklyn

Giants 3b **Bill McKechnie** led the Giants to three wins in four games against Phila June 14-17, going **9-15, .600** with three RBIs.

Brooklyn's All-Star 2b **George Cutshaw** was **9-17, .579** with a double, triple and 4 RBIs as Brooklyn won three of four from Boston June 1-4. **Cutshaw** was a one-man game against St. Louis in a four-game series July 21-24, going **9-15, .600** with a home run, four RBIs, 2 HBP and two SB. In the series opener, Cutshaw hit a walk-off three-run HR in the bottom of the 10th to give the Robins a come-from-behind win over the Cardinals.

Reds RBI king **Tommy Griffith** went 7-10, .700 in a four-game series v NY Aug 18-21 with four RBIs, 2 BB, a HBP, four doubles, and a sac fly. In the same series, **Heinie Zimmerman**, acquired by NY from Chicago, went 10-17, .538 with a pair of home runs, and six RBIs as the Giants won three of four.

Griffith had another great series Sept 5-8, going 7-14, .500 against the Giants, with a double and a triple and a lone RBI as the New Yorkers won three of four.



CF **Cy Williams**, Chicago

Streaky Cubs CF **Cy Williams** went on a 15-18, .833 tear May 26-28, going 3-3, followed by three consecutive 4-5 games. The Cubs won three of the four games. Williams totaled 5 run, 6 RBIs, two doubles, a triple and a BB in the four games.

From July 13-16, Williams was 9-18 with two doubles and a triple in a four-game series v NY. He chalked up another great series Aug 28-31, going 9-17 with a HR, double and a triple as the slumping Cubs split with Boston.

Batting champ **Hal Chase** cemented his batting lead with a 10-18, .556 performance in a four-game series v Philadelphia Aug 28-31. He went 10-15 in the first three games and 0-3 in the finale as Philadelphia took three of four from the Reds.

Obscure Pirates infielder **Jack Farmer** racked up three four-hit games against the Cardinals as Pittsburgh and St. Louis battled to stay out of the cellar Sept 14-17. Farmer was 12-22 in the series, hitting .545. All but one of his 12 hits were singles.



St. Louis CF Jack Smith hit three home runs in five games May 5-9, but the Cards were able to win only one of the games. On May 5, Smith hit a solo homer and went 3-4 as St. Louis lost to Botons 5-4. The next day, he hit another solo HR, but Boston won 3-2 in 10 innings. Three games later, on May 9, he hit a three-run HR off Phillies starter Al Demaree as the Cards ended a five-game losing streak with an 8-3 win.



Pirates great **Honus Wagner** reeled off the longest hitting streak in the NL replay, hitting .400 during an 18-game streak in the early part of the season.

Hitting streaks



1b Ed Konetchy, Boston

Long hitting streaks were difficult to maintain in the NL because of the large number of quality starters that dominated the replay.

The most impressive hitting streak of the season was by Boston's Ed Konetchy, who reeled off a 14-game hitting streak Aug 1-15, hitting .392. Included in the streak was **an eight-game streak during which Konetchy chalked up an extra base hit**. His hot bat propelled the Braves to a 9-5 record during his streak, lifting them from one game below .500 to four games over .500 (60-56), only three games behind the second-place Giants. During his 14-game streak, had a .667 slugging percentage.

The longest hitting streak in the NL was 18 games by Pirates old-timer Honus Wagner, who had three different hitting streaks of 10 or more games in the replay. Wagner finished off the season with an 11-game streak that petered out on the final day of the season.

MVP Hal Chase of Cincinnati also had three different hitting streaks, the longest in September, when he hit .500 in a 17-game streak that ended on the next-to-the last day of the season. In early May, Chase had a 10-game streak

during which he hit a red-hot .512 with an OBP of .524 helping the Reds to a 6-4 start to the month.

Brooklyn's All-Star LF **Zack Wheat** had two different extended hitting streaks. He compiled an 11-game streak from May 3-16, hitting .465 and had a 15-game run June 30-July 14, hitting .409.

Dates	Player, Team	Streak	Avg	OBP	AB	R	AL	2b	3b	HR	RBI	BB	K	SB-CS	Sac	SF	HBP	DP
Apr 14-May 2	Honus Wagner, Pitt	18	.400	.429	70	11	28	2	3	0	8	4	1	0-1	0	2	1	1
Sept 7-25	Hal Chase, Cinc	17	.500	.527	70	13	35	3	2	1	12	3	7	5-2	0	0	1	3
June 30-July 14	Zack Wheat, Bkn	15	.409	.420	66	15	27	6	0	2	10	2	7	0-0	0	0	0	4
July 19-Aug 2	Max Carey, Pitt	15	.383	.433	60	11	23	3	3	3	8	6	5	7-4	2	1	0	0
Aug 1-15	Ed Konetchy, Bos	14	.392	.409	51	9	20	10	2	0	7	5	2	1-0	1	1	0	0
Apr 11-25	Bob Bescher, StL	13	.321	.367	56	9	18	2	0	0	1	4	2	3-0	1	0	0	1
May 18-30	Larry Doyle, NYG	13	.491	.525	55	11	27	9	5	0	14	4	0	2-1	0	0	0	1
July 8-20	George Burns, NYG	13	.370	.455	46	15	17	0	1	2	7	8	4	5-1	0	1	0	0
May 5-18	Jake Daubert, Bkn	12	.400	.436	50	12	20	0	1	1	7	3	2	2-2	0	1	1	0
May 13-25	Ed Konetchy, Bos	12	.340	.367	47	4	16	3	1	1	9	2	3	1-1	0	0	0	0
May 20-31	Greasy Neale, Cinc	12	.368	.390	57	12	21	8	3	0	5	2	4	2-1	1	0	0	1
Aug 18-31	Fred Luderus, Phila	12	.388	.388	49	3	19	4	0	0	6	0	0	2-1	0	0	0	1
Apr 25-May 6	Milt Stock, Phila	11	.415	.467	41	5	17	1	0	0	5	4	2	1-1	1	0	0	2
Apr 27-May 8	Dave Robertson, NYG	11	.370	.383	48	9	17	2	0	1	2	1	1	0-1	0	0	0	0
May 3-16	Zack Wheat, Bkn	11	.465	.500	43	11	20	4	1	0	9	4	3	2-1	0	1	0	0
May 10-22	Cy Williams, Chi	11	.390	.479	41	9	16	4	1	0	7	7	1	1-0	0	0	0	1
May 21-31	Heinie Groh, Cinc	11	.327	.383	55	8	18	4	2	0	7	3	3	1-0	0	0	0	0
July 5-19	Honus Wagner, Pitt	11	.375	.432	40	4	15	2	0	0	2	4	2	0-1	0	0	0	0
July 27-Aug 9	Frank Schulte Pitt	11	.348	.348	46	8	16	4	1	2	8	0	0	2-3	0	0	0	0
Aug 20-Sept 3	Mike Mowrey, Bkn	11	.357	.413	42	3	15	1	0	0	4	4	4	0-3	0	0	0	1
Sept 12-25	Honus Wagner, Pitt	11	.364	.451	44	6	16	2	0	0	5	7	1	2-1	0	0	0	1
May 2-13	Hal Chase, Cinc	10	.512	.524	41	7	21	1	2	1	8	1	3	1-1	0	0	0	0
June 7-18	Rogers Hornsby, StL	10	.350	.400	40	8	14	1	0	0	4	4	1	1-0	0	1	0	1
June 14-26	Hal Chase, Cinc	10	.429	.500	35	5	15	2	1	0	8	4	5	1-3	0	1	2	1

Pitcher's batting

The St. Louis Cards finished seventh overall, but they did lead the league in one obscure category: pitcher's batting.

The Cardinal pitchers combined to hit .171, followed by the pennant winning Robins pitching corps, who combined for a .160 average. Pittsburgh's pitchers scored 29 times to lead the league while the Braves pitching corps were tops in RBIs with 29.

Reflective of their necessity to move runners however possible, the Cardinals led NL pitchers with 23 sacrifices.

Chicago, Cincinnati and St. Louis pitchers all combined for 100-plus strikeouts while Boston's pitchers showed the most patience at the plate, drawing 23 bases on balls.

Four pitchers, **Hippo Vaughn** and **Claude Hendrix** of the Cubs, reliever **Hi Jasper** of St. Louis and **Pete Alexander** of the Phillies were the only pitchers to hit home runs.



Robins left **Sherry Smith** led NL pitchers at the plate with a .301 batting average.

The leading hitter among NL pitchers was Brooklyn lefty **Sherry Smith**, who was 22-73 for a healthy .301 batting average and was also the pitcher with the highest OBP at .329. Smith's teammate, **Jeff Pfeffer** accumulated the most hits with 24, followed by **Pete Alexander** of Philadelphia and Smith, both with 22 hits.

The RBI leader among pitchers was Alexander, who drove in nine runs and totaled eight doubles, the most among pitchers. Alexander was followed in the RBI total by Boston's **Dick Rudolph** and New York's Jeff Tesreau, who both had eight RBIs.

Alexander also tied for the lead in triples with four, along with Lee Meadows of St. Louis and Jeff Pfeffer of Brooklyn. Pfeffer led pitchers in runs scored with 10.

At the bottom of the pitcher's batting run was Pittsburgh righty **Elmer Jacobs**, who was 0-46 with two BB.

Team	Avg	OBP	AB	R	AL	2B	3B	HR	RBI	BB	K	SB-CS	Sac	SF	HB	GIDP	E
St. Louis	.171	.193	397	22	68	6	7	0	16	11	104	0-0	23	1	0	6	37
Brooklyn	.160	.180	469	28	75	6	8	0	20	11	92	0-0	13	2	1	12	21
Boston	.150	.195	427	27	64	14	11	1	26	23	78	0-3	19	1	1	10	20
Pittsburgh	.147	.180	408	29	60	4	2	0	19	15	71	0-0	16	3	2	5	43
Philadelphia	.140	.172	450	12	63	15	4	1	22	17	79	0-3	18	4	1	3	21
Chicago	.139	.175	439	17	61	4	5	2	23	18	106	1-0	8	0	1	8	36
Cincinnati	.136	.150	470	25	64	7	7	0	19	7	105	0-2	17	3	1	16	36
New York	.131	.149	397	27	52	14	7	0	21	9	89	0-0	21	3	0	12	18
Average	.147	.174	432	23	63	9	6	1	21	14	91	0-1	17	2	1	9	29

Notable pitcher batting performances**Home runs**

<u>Date</u>	<u>Batter (pitcher)</u>	<u>Opp pitcher</u>	<u>Notes</u>
Apr 12	Hippo Vaughn, Chi	Gene Dale, Cinc	3R HR to lift Cubs to 5-2 win
July 2	Hi Jasper, StL	Al Demaree, Phila	Solo HR; Cards only run in 3-1 loss to Phillies
July 23	George Hendrix, Chi	Chief Bender, Phila	Hit game-winning solo HR in ninth for 2-1 win
Sept 4	Pete Alexander, Phila	Al Mamaux, Pitt	Two-run HR to lead Phils to 4-2 win

Notable pitcher batting performances

<u>Date</u>	<u>Batter</u>	<u>Opp</u>	<u>Description</u>
Apr 12	Hippo Vaughn, Chi	Cinc	3-3, 3R HR to power Cubs to 5-2 win over Reds
Apr 18	Frank McKenry, Cinc	StL	Hit two triples, run, RBI in 5-4 loss to Cinc
Apr 22	Erv Kantlehner, Pitt	StL	3-3, run in 2-1, 10-inning win v Cards
May 8	Gene Dale, Cinc	BYG	Hit two triples, scored run in 7-6 win over the Giants
May 9	Lee Meadows, StL	Phila	3-4, 2b, 3b, 2 runs in 8-3 win over Al Demaree
July 4	Bob Steele, StL	Phila	4-5, four singles 2 RBIs, three run in 15-3 Cardinal blowout win
July 10	Pete Schneider, Cinc	Phila	3-4, three singles, two runs in 8-0 shutout win
July 10	Tom Hughes, Bos	Chi	3-3, two doubles, RBI in 7-1 win over Cubs
July 14	Jeff Tesreau, NYG	Chi	3-3, RBI in hard-fought 7-5 win over Chicago
July 24	Mike Pendergast, Chi	Phila	4-4, four singles, 2 RBIs, run in 12-1 romp over Phillies
Aug 1	Jeff Pfeffer, Bkn	Phila	4-5, triple, double, 2 runs, 2 RBIs in 14-0 four-hit shutout
Aug 17	Pat Ragan, Bos	StL	4-5, double, three singles, 2 RBIs in 7-4 win over Milt Watson
Sept 19	Elmer Knetzer, Cinc	StL	3-6, three singles, 3 RBIs in 18-0 whitewash over St. Louis
Sept 21	Fred Toney, Cinc	StL	3-4, three singles, 3 RBIs in 6-3 win

Hitting records for selected pitchers (30 or more AB)

Player	Avg	OBP	G	AB	R	H	2b	3b	HR	RBI	BB	K	SB-CS	Sac	SF	HBP	DP
Sherry Smith, Bkn	.301	.325	28	73	9	22	0	2	0	3	3	25	0-0	3	1	0	2
Frank Allen, Bos	.294	.415	21	34	6	10	0	6	0	3	7	6	0-0	0	0	0	0
Tom Seaton, Chi	.233	.258	31	30	5	7	0	2	0	1	1	7	0-0	0	0	0	1
EKantlehner, Pit-Phi.	.222	.300	32	54	8	12	0	1	0	3	5	6	0-0	1	0	1	1
Jack Coombs, Bkn	.200	.220	26	40	1	8	1	0	0	3	1	8	0-0	2	0	0	0
Jeff Pfeffer, Bkn	.197	.197	38	122	10	24	3	1	0	7	0	20	0-0	1	0	0	2
Slim Sallee, StL-NY	.196	.212	62	51	6	10	2	0	0	7	1	14	0-0	4	0	0	2
Al Mamaux, Pitt	.196	.218	42	97	7	19	1	2	0	6	3	9	0-0	7	1	0	4
Jess Barnes, Bos	.196	.196	36	51	3	10	1	0	0	3	0	1	0-0	1	0	0	0
Dick Rudolph, Bos	.189	.243	39	106	5	20	4	3	0	8	7	19	0-0	3	1	1	2
Tom Hughes, Bos	.184	.205	35	38	0	7	5	0	0	3	1	4	0-0	3	0	0	2
Jeff Tesreau, NYG	.183	.187	39	104	5	19	3	0	0	8	1	18	0-0	5	2	0	2
Pat Ragan, Bos	.175	.212	28	63	4	11	4	1	0	4	3	20	0-0	5	0	0	3
Clr Mitchell, Cinc	.167	.190	33	96	7	16	2	0	0	4	3	10	0-0	3	1	0	2
Wilbur Cooper, Pitt	.156	.175	38	77	8	12	1	0	0	3	1	15	0-0	3	1	1	0
Hippo Vaughn, Chi	.154	.200	37	104	7	16	0	3	1	7	6	41	0-0	9	1	1	3
Pete Alexander, Phi	.152	.173	48	145	7	22	8	4	1	9	3	8	0-3	3	1	0	0
Eppa Rixey, Phi	.146	.160	36	103	3	15	2	0	0	3	2	12	0-0	3	1	0	0
Red Ames, StL	.145	.192	42	69	5	10	0	1	0	4	4	1	0-0	1	0	0	2
Al Demaree, Phi	.143	.167	38	98	2	14	0	0	0	4	3	34	0-0	3	1	0	0
Pete Schneider, Cinc	.143	.157	41	98	6	14	2	0	0	4	1	11	0-0	6	2	1	1
Fred Toney, Cinc	.126	.134	37	111	4	14	3	0	0	6	1	39	0-0	4	0	0	3
Claude Hendrix, Chi	.115	.216	33	78	4	9	0	0	1	4	10	22	0-0	2	0	0	3
Jimmy Lavender, Chi	.086	.086	33	70	2	6	1	0	0	4	0	21	0-0	2	0	0	1
Frank Miller, Bos	.058	.075	19	52	0	3	0	0	0	0	1	17	0-0	1	0	0	0
Pol Perritt, NYG	.048	.092	33	83	2	4	2	0	0	1	3	23	0-0	3	0	1	2
Elmer Jacobs, Pitt	.000	.042	29	46	1	0	0	0	0	0	2	12	0-0	0	0	0	0

National League Pitching Highlights

Losing pitchers shown in italics

No hit games

<u>Date</u>	<u>Pitcher</u>	<u>Opp</u>	<u>Score</u>	<u>Description</u>
July 18	Eppa Rixey, Phila	StL	2-1	Cards scored in first on Bob Bescher BB, 2 SB and sac fly
Aug 25	Rube Marquard, Bkn	StL	15-0	Only suspense in game was the no-hitter by Robins lefty

One hit games

<u>Date</u>	<u>Pitcher</u>	<u>Opp</u>	<u>Score</u>	<u>Description</u>
Apr 12	Tom Hughes, Bos	Phila	1-0	Bert Niehoff single to lead off third inning
Apr 12	Lee Meadows, StL	Pitt	1-2	Doc Johnston RBI single in 8 th ; earlier hit SF for first run
Apr 27	Jeff Pfeffer, Bkn	Bos	2-0	Gowdy double in fifth only Braves hit
May 2	Pol Perritt, NYG	StL	11-0	Tom Long hit double to lead off second inning
May 23	Lefty Tyler, Bos	Pitt	3-0	Otto Knable only hit for Pirates, single in fifth
May 28	Dick Rudolph, Bos	Phila	1-0	Emerged victor in great duel with Pete Alexander
May 29	Christy Mathewson, NY	Bkn	5-0	Mathewson of old; Gus Getz single in fifth only Robins hit
June 6	Hippo Vaughn, ChiC	Pitt	1-0	Beat Al Mamaux, who only allowed two hits
June 8	Pat Ragan Bos	Bkn	1-0	Jimmy Johnston single only baserunner for Robins; beat Jeff Pfeffer
June 16	Rube Marquard, Bkn	Bos	1-0	Sherry Magee single only Braves hit; beat Ed Ruelbach
July 3	Frank Miller, Pitt	Bos	1-0	Single by second man up, Johnny Evers; beat Pat Ragan
July 27	Bob Harmon, Pitt	StL	3-0	Best start of year by Harmon; gave up single to Hornsby in second
Aug 12	Wilbur Cooper Pitt	Bkn	16-0	Gave up single to Otto Miller in third as Bucs throttled league leaders
Aug 18	Lefty Tyler, Bos	Pitt	3-0	Buccos C Walter Schmitt singled in sixth to break up no-hit bid
Sept 2	Dick Rudolph, Bos	StL	1-0	Second win in two days for Rudolph; only hit in 8 th by Miller Huggins
Sept 9	Ferdie Schupp, NYG	Pitt	2-0	Carried no-hit bid into 9 th ; broken up by pinch-hitter Bill Wagner
Sept 12	Fred Toney, Cinc	Bos	4-0	Faced only 27 batters; Dick Egan single in 6 th only Braves hit
Sept 17	Pete Alexander, Phila	Bos	4-0	Win boosted Phils into third; Dick Egan broke up no-hit bid in sixth

Two hit games

<u>Date</u>	<u>Pitcher</u>	<u>Opp</u>	<u>Score</u>	<u>Description</u>
May 3	Jeff Pfeffer, Bkn	Pitt	2-0	Ed Barney led of game with double for Pitt; Doc Johnston 2n in fourth
May 8	Jeff Pfeffer, Bkn	ChiC	10-0	Both hits in 7 th inning; Cy Williams and Steve Yerkes singles
May 10	Wilbur Cooper, Pitt	Bos	5-1	Ended five-game Boston winning streak: Snodgrass 2b, Evers single
May 14	Frank Allen, Bos	Cinc	7-0	Greasy Neale had only hits for Reds; two singles
May 20	Three-Finger Brown, Chi	NYG	3-2	Flash from the past for Brown; Doyle hit 2R double for Giants runs
May 23	Sherry Smith, Bkn	ChiC	7-1	Les Mann, Steve Yerkes singles; run scored on SF by Cy Williams
June 6	Al Mamaux, Pitt	ChiC	0-1	Lost on Frank Schulte RBI single in 9 th
June 7	Gene Packard, Chi	Pitt	4-1	Honus Wagner had double, triple
June 18	Larry Cheney, Bkn	Phila	1-0	Outpitched Pete Alexander, who gave up one run, eight hits
June 18	Fred Toney, Cinc	Pitt	5-1	Only Pirates run scored on errors by SS Buck Herzon, 3b Heinie Groh
June 28	Al Mamaux, Pitt	Phila	2-0	Beat Eppa Rixey, who gave up only six hits
July 7	Pete Alexander, Phila	ChiC	4-0	Knabe single in sixth, Joe Kelly double in seventh
July 8	Slim Sallee, NYG	Pitt	3-0	Smooth sailing; Honus Wagner double, Doug Baird single
July 13	Jeff Pfeffer, Bkn	Cinc	9-1	Gave up two harmless singles in easy victory over Reds
July 19	Claude Hendrix, Chi	Bkn	1-0	Ended 5-game Cubs losing streak with shutout win over Sherry Smith
July 18	Lefty Tyler, Bos	Pitt	10-0	Cruised to shutout win; scattered singles by Doug Baird, Frank Schulte
July 20	Jess Barnes, Bos	Pitt	2-0	Third straight shutout win for Braves, who took three of four in series
July 20	Ferdie Schupp, NYG	Cinc	6-0	Completed Giants four-game sweep over Reds, 7 th win in a row for NYG
July 21	Fred Toney, Cinc	Bos	3-1	Reds scored two in top of ninth for tough win over Tom Hughes
July 22	Larry Cheney, Bkn	StL	3-0	Struck out 12 in outstanding performance
July 28	Claude Hendrix, Chi	Cinc	1-0	Ended six-game Reds winning streak in tight win over Elmer Knetzer
July 29	Al Mamaux, Pitt	StL	2-1	Run was earned; Hornsby and Long both singled in second inning
Aug 1	Red Ames, StL	Chi	2-0	Gave up scattered singles to Fritz Mollwitz, Art Wilson
Aug 3	Dick Rudolph, Bos	NYG	4-0	Totally in command, allowed double to Robertson and single to Kauff
Aug 8	Lee Meadows, StL	Cinc	5-0	Helped Cards avoid four-game sweep by Reds
Aug 10	Pete Alexander, Phila	Cinc	9-0	Second consecutive start with shutout win
Aug 12	Lefty Tyler, Bos	Chi	3-0	Win pushed Boston one game over .500 at 57-56
Aug 12	Fred Anderson, NYG	StL	3-1	Giants scored runs in eighth and ninth to give Anderson tough win
Aug 14	Dick Rudolph, Bos	StL	2-0	Beat winless Milt Watson, who only gave up three hits
Aug 26	Fred Toney, Cinc	Bos	1-0	Squeaked past Tom Hughes, who only allowed six hits, one run
Aug 31	Rube Marquard, NYG	Pitt	5-0	Followed Aug 25 no-hitter with two-hit shutout
Aug 31	Al Schulz, Cinc	Phila	1-0	Former Federal League outdueled Pete Alexander, who threw 3-hitter
Sept 1	Dick Rudolph, Bos	StL	5-1	Cards scored in fourth on Tom Long 3b and Pancho Snyder RBI single

Two hit games, continued

Sept 7	Jeff Pfeffer, Bkn	Chi	9-1	Carried no-hitter into 9 th before Cubs scored on back-to-back hits
Sept 12	Pete Alexander, Phila	Chi	6-0	Cubs Jim Kelly broke up no-hit bid in eighth inning
Sept 15	Pete Schneider, Cinc	StL	3-1	Cards scored on Jack Smith RBI single in fourth
Sept 17	Slim Sallee, NYG	Bkn	2-0	Outpitched Robins lefty Sherry Smith for shutout win
Sept 18	Rube Marquard, Bkn	Bos	1-0	Best Frank Allen, who gave up five hits; Robins 100 th win of season
Sept 20	Dick Rudolph, Bos	Bkn	1-0	Beat Sherry Smith, who carried no-hitter into ninth
Sept 20	Hippo Vaughn, Chi	Pitt	2-1 (10)	Beat Al Mamaux, who struck out 10, but lost game in 10 th on PH single

Three hit games

<u>Date</u>	<u>Pitcher</u>	<u>Opp</u>	<u>Score</u>	<u>Description</u>
Apr 16	Ersine Mayer, Phila	Bkn	1-0	Three scattered singles to beat Jeff Pfeffer
Apr 17	Larry Cheney, Bkn	Phila	7-1	Milt Stock leadoff 2b, single by Whitted and RBI 1b by Ed Burns
Apr 19	Pete Schneider, Cinc	StL	10-0	Scattered singles by Bob Bescher, Jack Smith, Rogers Hornsby
Apr 23	Sherry Smith, Bkn	NYG	3-2	Art Fletcher RBI 2b, singles by Dave Robertson, Fred Merkle
Apr 24	Rube Benton, NYG	Bkn	2-1	Beat Wheezer Dell, who also allowed only three hits
Apr 24	Wheezer Dell, Bkn	NYG	1-2	Lost to Rube Benton; Dave Robertson had all three hits, RBI
Apr 25	Pete Alexander, Phila	NYG	3-1	Benny Kauff 3b in first scored only run, unearned
Apr 26	Jeff Tesreau, NYG	Phila	3-0	Milt Stock had two singles, Ed Burns single
Apr 28	Larry Cheney, Bkn	Bkn	3-1	Milt Stock two singles, RBI, Pete Alexander with double
Apr 29	Red Ames, StL	Chi	1-0 (10)	Outdueled Hippo Vaughn, who only gave up four hits
Apr 29	Dick Rudolph, Bos	NYG	2-1	Braves scored on double steal in ninth to win
Apr 29	Wheezer Dell, Bkn	Phila	1-0	Edge Al Demaree; Luderus two singles, Milt Stock single
Apr 30	Pol Perritt, NYG	Bos	4-1	Scattered singles to Johnny Evers, Ed Konetchy, Zip Collins to win
May 13	Al Mamaux, Pitt	NYG	3-2	Beat Jeff Tesreau; George Burnes and Dave Robertson RBI singles
May 16	Pete Alexander, Phila	Cin	8-0	Scattered three singles for shutout win
May 20	Jess Barnes, Bos	StL	13-0	Allowed three harmless singles in blowout win
May 23	Pete Alexander, Phila	Bos	0-1	Lost on Rudolph RBI single in third; tough loss to Rudolph one-hitter
June 11	George McQuillan, Phila	Bos	1-0	Scattered three singles to edge Lefty Tyler
June 14	Fred Toney, Cinc	StL	1-0 (10)	Gave up only three singles to beat Sea Lion Hall in extra innings
June 15	Jeff Pfeffer, Bkn	Bos	12-3	All three of Braves three runs were unearned; scores via errors
June 18	Jeff Tesreau, NYG	Bos	3-0	Frank Allen 3b, Red Smith 2b and Ed Fitzpatrick with scattered hits
June 21	Larry Cheney, Bkn	Phila	7-1	Second low-hit= win in series v Phillies
June 21	Hippo Vaughn, Chi	StL	3-1	Slipped past Bill Doak, who gave up only two hits in eight innings
June 24	Dick Rudolph, Bos	Chi	2-0	William Fischer had two singles, Max Flack single, but no threats
June 25	Pete Alexander, Phila	Cinc	1-0	Tight win over Pete Schneider, who only allowed four hits
June 26	Ferdie Schupp, NYG	StL	6-0	Gave up two singles to Tom Long, single to Mike Gonzalez
June 29	Lee Meadows, StL	Bos	2-1 (12)	Tough extra-inning win over Pat Ragan and Dick Rudolph
June 30	Hippo Vaughn, Chi	NYG	5-0	Capped series win for Cubs, who won three of four from NY
July 1	Pete Alexander, Phila	StL	7-0	Cruised to easy win, allowed only three singles
July 4	Ferdie Schupp, NYG	Cinc	2-0	Beat Fred Toney, who threw four-hitter
July 7	Larry Cheney, Bkn	StL	15-0	Blowout win, three scattered singles
July 8	Eppa Rixey, Phila	Chi	3-2	Both runs were unearned, Schulte hit RBI double
July 10	Rube Benton, NYG	StL	2-0	Scattered three hits for easy shutout win over Bob Steele
July 11	Claude Hendrix, Chi	Bos	7-0	Ended nine-game Cubs losing streak
July 15	Wilbur Cooper, Pitt	Phila	5-2	Wilbur Good spoiled shutout with RBI single; other run unearned
July 24	Pete Schneider, Cinc	Bos	2-0	Completed four-games series sweep over Braves
July 26	Fred Toney, Cinc	Chi	2-1 (10)	Tough win vs. Hippo Vaughn, who allowed only five hits
July 29	Dick Rudolph, Bos	Phila	3-0	Second win for Rudolph in two days; beat Eppa Rixey five-hitter
Aug 1	Slim Sallee, NYG	Bos	8-0	Smooth shutout win with three scattered hits
Aug 2	Pete Alexander, Phila	Bkn	4-1	Phils scored three in second to beat Larry Cheney
Aug 3	Hippo Vaughn, Chi	StL	3-1	Scattered all three hits; Dots Miller hit RBI triple to score unearned run
Aug 11	Larry Cheney, Bkn	Pitt	3-1	Pirates did not score until ninth inning on Carson Bigbee RBI single
Aug 11	Fred Toney, Cinc	Phila	6-0	Scattered three hits, including triple by Dode Paskert
Aug 17	Jack Coombs, Bkn	Cinc	3-0	Outstanding effort by former Philadelphia A's star
Aug 14	Milt Watson, StL	Bos	0-2	Lost fourth straight start in duel with Braves Dick Rudolph
Aug 14	Eppa Rixey, Phila	Pitt	5-0	Handcuffed Pirates, allowed three singles
Aug 28	Jeff Pfeffer, Bkn	Pitt	6-0	Gave up triple and single to Carson Bisbee and single to Jack Farmer
Aug 29	Sherry Smith, Bkn	Pitt	4-3	Kept Pirates at bay after giving up three unearned runs in fifth
Aug 31	Pete Alexander, Phila	Cinc	0-1	Lost to lefty Al Schulz, who threw two-hit shutout
Sept 3	Rube Benton, NYG	Chi	1-0	Giants got to Cubs Claude Hendrix in ninth to win game for Benton
Sept 3	Ed Reulbach, Bos	StL	6-1	Former Cubs great turned back clock in impressive outing
Sept 4	Larry Cheney, Bkn	Cinc	5-0	Win gave Robin three of four in series with Redss
Sept 6	Dick Rudolph, Bos	Pitt	4-1	Rudolph continued great run of low-hit games for win
Sept 7	Lefty Tyler, Bos	Pitt	1-0	Struck out nine Pirates, kept Pitt off scoreboard after early 1-0 lead
Sept 8	Pat Ragan, Bos	Pitt	1-0	Recorded third straight shutout win to edge luckless Al Mamaux
Sept 10	Eppa Rixey, Phila	Chi	1-0	Fred Luderus RBI single in ninth beat Cubs Jimmy Lavender
Sept 10	Jeff Pfeffer, Bkn	StL	9-1	Clinched pennant for Bkn, only run scored on RBI 3b by Bruno Betzel
Sept 16	Al Schulz, Cinc	Chi	2-0	Second shutout in four starts for Reds lefty

Three hit games, continued

Sept 18	Eppa Rixey, Phila	NYG	5-1	Won 20 th game of season; only run was unearned
Sept 19	Elmer Knetzer, Cinc	StL	18-0	Blowout win; Sammy Bohne had two of three Cardinal hits
Sept 19	Wilbur Cooper, Pitt	Chi	3-0	Cooper won 16 th game, scattered three singles
Sept 26	Bill Doak, StL	Chi	1-0	Best game of year for Doak; win lifted Cards into seventh place

Nine or more strikeouts in one game (*losing pitcher in italics*)

<u>Date</u>	<u>Pitcher</u>	<u>Opp.</u>	<u>Score</u>	<u>K</u>	<u>Description</u>
July 22	Larry Cheney Brkn	StL	3-0	12	Threw overpowering two-hitter
Aug 13	Claude Hendrix, Chi	Bos	4-7	9	Did not figure in decision in 11-inning game

Out of control - individual pitcher

<u>Date</u>	<u>Pitcher</u>	<u>Opp</u>	<u>BB</u>	<u>Notes</u>
July 16	Lee Meadows, StL	Bos	10	Cards won 4-3 in 10 innings; Meadows no decision

Pitching Notes

The pitching-dependent Braves recorded three consecutive shutouts against St. Louis Aug 14-17 with **Dick Rudolph**, **Frank Allen**, and **Art Nehf** each taking a turn at whitewashing the Cards.

Two marathon contests in the first week of the season signaled that pitching would be dominant in the 1916 NL replay. On opening day, The Phillies edged Boston 1-0 in 19 *innings*. The Braves lost another 19-inning marathon by the same 1-0 score four days later on April 15 with **Jeff Tesreau** going the distance for the Giants. **Ed Reulbach**, who relieved in both games was the losing pitcher in both contests.


Brooklyn's Jeff Pfeffer prevailed in a 2-1, 18-inning win over New York's Ferdie Schupp on July 26. Pfeffer only allowed six hits and **threw 10 consecutive hitless innings from the sixth through the 15th innings before** Schupp, the unlikely of hitters, singled to break the no-hit string. The Robins won in the 18th on an RBI double by Zack Wheat.

Consecutive shutouts Shutouts Summary

Pete Alexander Phila	4	Sept 7 v StL 1-0, Sept 12 v Chicago 6-0, Sept 14 v Boston 1-0, Sept 17 v Boston 4-0
Pol Perritt, NYG	3	May 26 v Pitt 11-0, May 18 v StL 9-0, May 18 v StL 8-0
Pete Alexander, Phila	3	June 25 v Cinc 1-0, June 29 v Pitt 4-0, July 1 v StL 7-0
Pat Ragan, Bos	3	Aug 31 v Chicago 2-0, Sept 5 v Pitt 2-0, Sept 14 v Pitt 1-0
Jeff Tesreau, NYG	2	Apr 26 v Phila 3-0, Apr 28 v Boston 7-0
Pete Alexander, Phila	2	May 2 v Cinc 8-0, May 7 v Pitt 4-0
Jeff Pfeffer, Bkn	2	May 3 v Pitt 2-0, May 8 v Chicago 10-0
Red Ames, StL	2	June 5 v Cinc 2-0, June 8 v Cinc 1-0 (10 innings)
Lee Meadows, StL	2	June 12 v Pitt 3-0, June 16 v Cinc 5-0
Hippo Vaughn, Chi	2	June 25 v Boston 5-0, June 30 v New York 5-0
Rube Benton, NYG	2	July 10 v StL, 2-0, July 16 v Chicago 5-0
Lefty Tyler, Bos	2	July 14 v StL 4-0, July 18 v Pitt 10-0
Dick Rudolph, Bos	2	July 29 v Phila 3-0, Aug 3 v New York 4-0
Fred Toney, Cinc	2	Aug 11 v Phila 6-0, Aug 14 v Brooklyn 2-0
Rube Marquard, Bkn	2	Aug 25 v StL 15-0, Aug 31 v Pitt 5-0
Fred Toney, Cinc	2	Sept 8 v New York 1-0, Sept 12 v Boston 4-0

St. Louis call-up **Milt Watson went 0-13 for the season** after being promoted on July 18. Watson lost his first start, against Pittsburgh by a 2-1 score, giving up only two runs, both unearned in seven innings. He allowed five runs in each of his next two starts, losing 6-0 to Cincinnati's Al Schulz and Earl Mosely to drop to 0-3.

After a close 2-0 loss to Boston's Dick Rudolph on Aug 14, things went even further downhill. Watson continued to lose and lose....and lose as the season progressed with the low point coming on Sept 9, when he failed to record an out in a 7-0 loss to the Robins.

**Milt Watson, StL**

Winning streaks <i>(decisions)</i>	Streak	Dates
Jeff Pfeffer, Bkn	14	June 12-Aug 6
Rube Benton, NYG	13	July 3-Sept 6
Sherry Smith, Bkn	9	Apr 13-June 13
Larry Cheney, Bkn	9	June 18-July 22
Lerry Cheney, Bkn	8	Apr 17-May 30
Dick Rudolph, Bos	8	Apr 18-May 12
Pete Alexander, Phila	8	Aug 2-Aug 26
Jeff Pfeffer, Bkn	7	May 3-May 31
Dick Rudolph, Bos	7	May 22-June 26
Rube Marquard, Bkn	7	Aug 31-Sept 24

Losing streaks <i>(decisions)</i>	Streak	Dates
Milt Watson, StL	13	July 29-Sept 21
Tom Seaton, Chi	9	May 23-Aug 5
Frank Miller, Bos	8	July 8-Aug 26
Al Schulz, Coinc	8	May 12-July 3
Chief Bender, Phila	8	May 22-July 23
Jimmy Lavender, Chi	7	June 23-July 29
Bob Steele, StL	7	July 28-Aug 31
Bill Doak, StL	6	Apr 11-May 12
Erv Kantlehner, Pitt	6	Apr 26-May 10
Al Demaree, Phila	6	May 20-June 13



Giants All-Star righty **Rube Benton** reeled off a 13-game winning streak from July 3-Sept 6 to lead New York's second half surge.

Individual pitching records against opposition teams

Brooklyn Dodgers	Bos	NYG	Phila	ChiC	Cinc	Pitt	StL	Total
Jeff Pfeffer	5-2	4-0	3-3	5-0	3-1	3-0	5-0	29-6
Larry Cheney	1-2	1-2	4-1	3-2	4-1	3-1	5-1	21-10
Rube Marquard	2-0	1-5	1-0	3-2	2-0	4-1	2-1	15-8
Sherry Smith	1-1	3-2	1-0	1-1	4-0	3-1	1-2	14-7
Wheezer Dell	4-0	1-3	2-0	1-0	1-2	1-1	1-2	11-8
Jack Coombs	0-3	1-0	1-2	1-0	1-1	1-2	2-0	7-8
Nap Rucker	1-0	0-0	0-0	0-0	1-1	1-0	0-0	3-1
Whitey Appleton	0-0	0-0	1-1	1-0	0-0	0-0	0-0	2-1
Duster Mails	0-0	0-0	0-2	1-0	0-0	0-0	0-0	1-2
Team	14-8	11-1	13-9	17-5	16-6	16-6	16-6	103-51
New York Giants	Bos	Brkn	Phila	ChiC	Cinc	Pitt	StL	Total
Rube Benton	1-2	1-1	4-0	3-3	4-0	3-0	4-1	20-7
Jeff Tesreau	3-2	3-1	4-2	0-2	2-3	2-3	1-2	15-15
Ferdie Schupp	1-1	1-1	0-2	1-0	3-0	2-0	2-0	10-4
Slim Sallee	2-0	1-0	0-1	1-0	1-0	2-0	2-0	9-1
Fred Anderson	0-2	1-3	2-1	1-4	2-2	2-1	1-1	9-14
Sailer Stroud	1-0	1-0	1-0	0-1	0-0	1-0	0-0	4-1
Christy Mathewson	0-0	1-0	0-2	0-0	1-1	0-0	1-1	3-4
Hank Ritter	0-0	0-0	0-0	1-0	0-0	0-0	0-0	1-0
George Smith	0-0	0-0	0-0	1-0	0-0	0-0	0-0	1-0
Emilo Palmero	0-0	0-1	1-0	0-0	0-0	0-0	0-0	1-1
Team	13-9	11-11	13-9	10-12	14-8	15-7	15-7	91-63
Philadelphia Phillies	Bos	Brkn	NYG	ChiC	Cinc	Pitt	StL	Total
Pete Alexander	3-4	4-2	4-4	6-1	5-2	6-0	3-1	31-13
Eppa Rixey	2-4	2-1	2-1	6-0	1-0	3-4	4-1	20-11
Al Demaree	3-2	0-4	2-3	1-1	3-2	1-3	2-3	12-18
Erskine Mayer	1-1	1-3	1-1	1-0	3-2	1-1	1-0	9-8
George McQuillan	2-1	0-1	0-2	1-1	0-1	0-0	1-0	3-4
Chief Bender	0-0	0-1	0-3	1-2	1-2	0-0	2-2	4-10
Erv Kantlehner	0-0	1-0	0-0	0-0	0-0	0-0	0-0	1-0
George Chalmers	0-0	1-1	0-0	0-1	0-1	0-2	0-2	1-7
Joe Oeschger	0-0	0-0	0-0	0-0	0-0	0-1	0-1	0-2
Team	11-11	9-13	9-13	16-6	13-9	11-11	13-9	81-73
Boston Braves	Brkn	NYG	Phila	ChiC	Cinc	Pitt	StL	Total
Dick Rudolph	3-1	3-1	4-0	5-1	3-3	5-0	4-2	27-8
Lefty Tyler	0-2	2-3	1-2	3-1	1-3	6-0	1-1	14-12
Pat Ragan	1-3	2-0	1-2	3-2	0-0	2-3	2-1	11-11
Jesse Barnes	4-2	0-1	1-0	0-1	1-2	1-1	2-2	9-9
Tom Hughes	0-3	0-1	2-1	2-1	1-2	2-0	0-1	7-9
Frank Allen	0-1	1-3	1-0	1-0	1-2	1-0	1-1	6-7
Art Nehf	0-1	1-2	0-3	0-0	1-2	0-1	2-0	4-9
Ed Reulbach	0-1	0-2	1-2	0-2	0-0	0-0	1-1	2-8
Elmer Knetzer	0-0	0-0	0-1	0-0	0-0	0-0	0-0	0-1
Team	8-14	9-13	11-11	14-8	8-14	18-4	13-9	80-74
Cincinnati Reds	Bos	Brkn	NYG	Phila	ChiC	Pitt	StL	Total
Fred Toney	4-1	1-2	2-4	3-2	4-0	3-2	4-2	21-14
Pete Schneider	4-1	2-3	2-3	1-2	2-2	3-2	3-1	17-14
Clarence Mitchell	2-1	2-1	0-3	1-3	2-2	4-2	2-1	13-13
Elmer Knetzer	1-1	1-1	2-1	1-2	2-1	2-1	1-0	10-7
Al Schulz	1-1	0-5	1-1	2-3	2-1	0-0	1-2	7-13
Earl Mosely	1-1	0-2	0-2	1-0	1-1	0-1	1-2	4-9
Jim Bluejacket	1-1	0-1	0-0	0-0	0-1	0-0	0-0	1-3
Gene Dale	0-0	0-1	1-0	0-0	0-1	0-2	0-1	1-5
Frank McKenry	0-0	0-0	0-0	0-0	0-0	0-0	0-1	0-1
Christy Mathewson	0-0	0-0	0-0	0-1	0-0	0-0	0-0	0-1
Team	14-8	6-16	8-14	9-13	13-9	12-10	12-10	74-80

Chicago Cubs	Bos	Brkn	NYG	Phila	CInc	Pitt	StL	Total
Hippo Vaughn	2-2	0-3	5-2	2-2	3-4	3-0	4-3	19-16
Claude Hendrix	3-0	2-1	1-3	1-2	4-0	4-0	0-2	15-8
George McConnell	1-0	1-3	0-2	0-1	1-2	3-1	2-0	8-8
Jimmy Lavender	1-3	0-3	2-0	1-3	0-5	1-1	2-3	7-18
Gene Packard	0-3	0-4	2-0	0-2	0-0	4-1	1-1	7-11
Mike Prendergast	0-4	1-0	0-2	1-1	1-0	1-0	2-0	6-7
Tom Seaton	1-1	0-2	1-1	0-2	0-1	1-2	0-2	3-11
George Pierce	0-0	0-0	0-0	1-0	0-0	0-0	0-0	1-0
Three-Finger Brown	0-0	0-0	1-0	0-0	0-1	0-0	0-1	1-1
Nick Carter	0-1	1-1	0-0	0-2	0-0	0-0	0-0	1-4
Scott Perry	0-0	0-0	0-0	0-1	0-0	0-1	0-0	0-2
Team	8-14	5-17	12-10	6-16	9-13	17-5	11-11	68-86

St. Louis Cardinals	Bos	Brkn	NYG	Phila	ChiC	CInc	Pitt	Total
Lee Meadows	2-3	4-2	2-2	1-2	3-2	3-1	2-3	17-15
Red Ames	4-1	0-3	1-1	2-2	3-0	3-1	2-2	15-10
Bill Doak	2-3	0-4	0-4	1-1	3-2	0-2	1-2	7-18
Bob Steele	0-0	1-2	0-4	3-1	1-3	0-2	0-0	5-12
Slim Sallee	0-0	0-0	2-0	1-1	0-1	1-0	1-1	5-3
Hi Jasper	0-2	0-0	0-1	1-2	0-0	2-0	0-1	3-6
Steamboat Williams	1-1	0-2	1-2	1-1	0-2	0-1	0-1	3-10
Charlie Hall	0-0	0-0	0-0	0-0	1-1	0-2	1-0	2-3
Murphy Currie	0-0	1-0	0-0	0-0	0-0	0-0	0-0	1-0
Rusty Griner	0-0	0-0	1-0	0-0	0-0	0-0	0-2	1-2
Joe Lotz	0-0	0-0	0-0	0-1	0-0	1-0	0-1	1-2
Milt Watson	0-3	0-3	0-1	0-1	0-0	0-3	0-2	0-13
Team	9-13	6-16	7-15	10-12	11-11	10-12	7-15	60-94

Pittsburgh Pirates	Bos	Brkn	NYG	Phila	ChiC	CInc	StL	Total
Wilbur Cooper	3-1	3-0	2-1	3-1	1-1	1-3	3-1	16-8
Al Mamaux	1-4	2-4	3-2	1-3	2-3	4-4	3-2	16-22
Frank Miller	1-3	1-2	0-5	3-2	0-2	1-1	2-0	8-15
Elmer Jacobs	0-3	0-3	2-2	2-0	0-2	1-1	1-1	6-12
Erv Kantlehner	0-3	0-3	0-1	0-2	1-4	3-1	2-1	6-15
Bob Harmon	0-1	0-4	0-1	1-1	0-3	0-1	2-0	3-11
Bill Evans	0-0	0-0	0-0	1-1	1-1	0-1	0-1	2-4
Burleigh Grimes	0-1	0-0	0-1	0-0	0-1	0-0	1-0	1-3
Babe Adams	0-1	0-0	0-2	0-1	0-0	0-0	1-1	1-5
Team	5-17	6-16	7-15	11-11	5-17	10-12	15-4	59-95

Individual pitching records against opposition teams; pitchers on multiple teams

Elmer Knetzer	Bos	Brkn	NYG	Phila	ChiC	Cinc	Pitt	StL	Total
Boston	0-0	0-0	0-0	0-1	0-0	0-0	0-0	0-0	0-1
Cincinnati	1-1	1-1	2-1	1-2	2-1	0-0	2-1	1-0	10-7
Total	1-1	1-1	2-1	1-3	2-1	0-0	2-1	1-0	10-7

Slim Sallee	Bos	Brkn	NYG	Phila	ChiC	Cinc	Pitt	StL	Total
St. Louis	0-0	0-0	2-0	1-1	0-1	1-0	1-1	0-0	5-3
NY Giants	2-0	1-0	0-0	0-1	1-0	1-0	2-0	2-0	9-1
Total	2-0	1-0	2-0	1-2	1-1	2-0	3-1	2-0	14-4

Christy Mathewson	Bos	Brkn	NYG	Phila	ChiC	Cinc	Pitt	StL	Total
NY Giants	0-0	1-0	0-0	0-2	0-0	1-1	0-0	1-1	3-4
Cincinnati	0-0	0-0	0-0	0-1	0-0	0-0	0-0	0-0	0-1
Total	0-0	1-0	0-0	0-3	0-0	1-1	0-0	1-1	3-5

Erv Kantlehner	Bos	Brkn	NYG	Phila	ChiC	Cinc	Pitt	StL	Total
Pittsburgh	0-3	0-3	0-1	0-2	1-3	3-1	0-0	2-1	6-15
Philadelphia	0-0	1-0	0-0	0-0	0-0	0-0	0-0	0-0	1-0
Total	0-3	1-3	0-1	0-2	1-3	3-1	0-0	2-1	6-15

National League Fielding Notes

Triple plays

Apr 25 Batter: Casey Stengel, Brooklyn v Boston

Robins Hi Myers walked off Braves Lefty Tyler to start the game. Jake Daubert followed with a single; men on first and second. Stengel lined to Braved CF Pete Compton, who threw to SS Rabbitt Maranville to retire Myers at second. Maranville threw to 1b Ed Konetchy to retire Daubert at first base. Brooklyn went on to win the game 3-2.

June 14 Batter: Hal Chase, Cincinnati v St. Louis

Cards Charley "Sea Lion" Hall walked Reds leadoff man Heinie Groh to start the game and SS Buck Herzog followed with a single. Hal Chase then ripped a line drive to Cards 2b Bruno Betzel, who stepped on second to retire Groh and then threw to first baseman Dots Miller to put Herzog away. Cincinnati eventually won the game 1-0 in 11 innings as Fred Toney improved to 9-5.

July 4 Batter: Tommy Griffith, Cincinnati v New York

Down 2-0 to New York in the bottom of the eighth, Reds 1b Hal Chase singled to open the inning against Giants starter Ferdie Schupp. The Giants pitcher then put SS Bob Fisher aboard with a hit by pitch. With the tying runs on base and nobody out, Griffith hit a shallow fly to CF Benny Kauff, who rifled the ball to SS Mickey Doolin, retiring Chase, who was far off the bag at second. Doolin then threw to 1b Fred Merkle, retiring Fisher and ending the rally. Schupp won the game 2-0 on three hits.

July 8 Batter: Casey Stengel, Brooklyn v St. Louis

With the game tied at one apiece in the fourth, Zack Wheat and George Cutshaw opened the inning with back-to-back singles off Cards starter Lee Meadows. Stengel lined to Card CF Jack Smith, who caught the ball and threw to 2b Dots Miller, who stepped on second to retire Wheat and then threw to 1b Rogers Hornsby to put away Cutshaw. Meadows benefited from the triple play and went on to beat the Robins 3-1.

Aug 20 Batter: Jake Daubert, Brooklyn v Chicago

Down 2-0 in the top of the third, the Robins looked like they were going to get to Cubs starter Nick Carter. Robins starter Rube Marquard surprised with a leadoff single and Jimmy Johnston followed with another single to put runners on first and second. Hard-hitting Jake Daubert then lined out to Cubs 2b Rollie Zeider, who stepped on second to retire Marquard and then gunned the ball to 1b Vic Saier to catch Johnston and complete the triple play.

Sept 12 Batter: Jake Daubert, Brooklyn v St. Louis

Daubert hit into his second triple play in three weeks as Brooklyn's Jack Coombs blanked the Cards 5-0 to hand Milt Watson his 11th consecutive defeat. In the bottom of the fourth, Coombs singled to lead off the inning, followed by a single by Jimmy Johnston. Daubert hit a line shot to Cards 1b Pancho Snyder, who stepped on first to retire Johnston, and then threw to SS Dots Miller, who retired Coombs at second base.

Individual defensive notes

<u>Date</u>	<u>Player</u>	<u>Description</u>
Apr 14, 17	Gavvy Cravath, Phi	In series v Bkn, threw out two baserunners on Apr 15, threw out one more Apr 17
May 13-14	Tommy Griffith, Cinc	Threw out 3 baserunners in two games, splitting both games with Boston
June 2	Dave Robertson, NYG	Threw out two baserunners in tough 1-0 loss to Boston's Pat Ragan
June 4	Ed Burns, Phila	Committed three errors as Phillies lost 4-1 to Brooklyn in 11 innings
July 3	Max Flack, Chi	Threw out back-to-back baserunners in fifth inning in 5-3 loss to Brooklyn
July 18	Heinie Zimmerman, Chi	Playing 2b, committed three errors leading to two unearned runs in 8-2 loss to Brooklyn
Aug 1	Bill Hinchman, Pitt	Threw out two Cincinnati baserunners at home in 8-1 loss to Reds
Aug 5	Nick Wilhoit, Bos	Made two errors in ninth inning to hand two runs to Brooklyn in 5-4 loss

Team defensive notes

<u>Date</u>	<u>Team</u>	<u>Errors</u>	<u>Details</u>
May 1	Cinc	5	Lost to Phillies 6-1, errors resulted in four unearned runs
May 19	StL	5	Cards lost 2-1, 10-inning decision to Bos. Errors allowed only one unearned run.
June 1	NYG	5	Allowed both unearned runs in 2-1, 10-inning loss to Braves
June 17	Pitt	3	Committed three consecutive errors in six-run 4 th inning in 7-6 loss to Cubs
Aug 14	ChiC	5	SS Chuck Wortman with two errors as Giants Rube Benton throttled Cubs 7-5

Injury and Ejections Summary

<u>Dates</u>	<u>Player, Team</u>	<u>Games Missed</u>	<u>Description</u>
May 15-21	Honus Wagner, Pitt	5	Collision with LF Ed Barney chasing 2b by Fred Anderson, NYG
May 15-June 8	Ed Barney, Pitt	24	Collision with SS Honus Wagner chasing 2b by Fred Anderson, NYG
May 19-28	Roy Corhan, StL	10	Collision with OF Bob Bescher
June 2-July 4	George Gibson, Pitt	39	Collision with Cinc C Tommy Clarke trying to score at home plate
June 5-14	Ivey Wingo, Cinc	8	Injured sliding into 2b in game vs. Pittsburgh
June 18-26	Ivey Wingo, Cinc	8	Collision with 1b Fritz Mollwitz chasing foul ball by Rogers Hornsby, StL
June 18-28	Fritz Mollwitz, Cin	10	Collision with C Ivey Wingo chasing foul ball by Rogers Hornsby, StL
June 27	Fred Luderus, Phila	1	Hit by pitch by Fred Toney, Cinc
July 10-11	Hal Chase, Cinc	2	Ran into stands chasing foul ball
July 14-Aug 13	Frank Emery, Cinc	23	Collision with 1b Fritz Mollwitz chasing foul ball
July 24-25	Fred Merkle, NYG	2	Struck by line drive hit by Doc Johnson, Pitt
July 29-Aug 5	Owen Wilson, StL	6	Collision in RF with 2b Bruno Betzel chasing single by Bob Harmon, Pitt
July 29	Bruno Betzel, StL	1	Collision in RF with RF Owen Wilson chasing single by Bob Harmon, Pitt
Aug 8-14	Jack Smith, StL	5	Hit by pitch by Pete Schneider, Cinc
Aug 13-17	Art Fletcher, NYG	5	Hit by pitch by Bill Doak, StL
Aug 14-18	Tom Long, StL	5	Collision with 1b Dots Miller chasing foul ball by Buck Herzog, NYG
Aug 14	Dots Miller, StL	1	Collision with RF Tom Miller chasing foul ball by Buck Herzog, NYG
Aug 25-30	Mike Gonzalez, StL	5	Collision at home plate with Zack Wheat, Bkn, attempting to score
Sept 6-11	Bill McKechnie, Cinc	5	Struck by line drive by Benny Kauff, NYG
Sept 8-25	Alex McCarthy, StL	5	Collision with 2b Carson Bigbee chasing bloop single by Ed Konetchy, Bos
Sept 14-18	Pancho Snyder, StL	5	Fell into dugout chasing foul ball
Sept 15-26	Merwin Jacobson, NYG	11	Ran into RF fence chasing double by Hal Chase, Cinc
Sept 20-26	Jesse Altenburg, Pitt	6	Collision with CF Max Carey chasing double by Rollie Zeider, Chi
Sept 25	Sammy Bohne, StL	1	Collision with 2b Bruno Betzel chasing IF single hit by Geo. McConnell, Chi
Sept 25	Bruno Betzel, StL	1	Collision with 2b SS Sammy Bohne chasing IF single hit by Geo. McConnell, Chi

<u>Injury summary by team</u>	<u>Injuries</u>	<u>Games Missed</u>
Pittsburgh	4	74
Cincinnati	6	56
St. Louis	11	45
New York	3	18
Philadelphia	1	1

Ejections

June 14	Bill Killefer, Phila	Argued strikeout call while batting
July 3	Bill Killefer, Phila	Argued strikeout call while batting
July 26	Ivy Olson, Bkn	Argued strikeout call while batting
Aug 10	Rollie Zeider, Chi	Argued strikeout call while batting

July 18, 1916

Philadelphia 2, St. Louis 1



Eppa Rixey, Philadelphia Phillies

Lefty Eppa Rixey slows Philadelphia skid with no-hitter against Cards

Slumping Philadelphia got a shot in the arm from southpaw Eppa Rixey, who threw a no-hitter against the seventh-place St. Louis Cardinals, winning 2-1. The win was only the second Phillies win in their last eight games.

St. Louis started the game like they were going to hand the Phillies yet another loss. Cardinal leadoff man Bob Bescher walked to start the game, stole second and third, and then scored on a sac fly by Tom Long to put St. Louis ahead 1-0 in the first.

The Phillies got to Cards starter Bill Doak for two runs in the third a double by Dode Paskert and an RBI double by Bobby Byrne and an RBI single by Fred Luderus to go ahead 2-1. The two runs turned out to be the difference in the game.

The only baserunners Rixey allowed after the first was St. Louis SS Rogers Hornsby, who walked twice. Doak, who pitched well, but wound up as the loser, gave up nine hits over seven innings, but eased out of several threats hold the light-hitting Phillies to their two runs.

Altogether, Rixey faced 31 hitters, allowing three BB. The only other St. Louis baserunner was Card 2b Dots Miller, who got aboard via an error by Phils C Bill Killefer in the first inning. The no-hit win was Rixey's 12th win against six losses, while Doak, who got off to a slow start to the 1916 season, lost his 13th game against only five wins.

The fourth-place Phillies win gave them a 45-47 record, keeping them one game in front of the Giants, but 20 games behind league-leading Brooklyn. The Cards fell to 40-52, the third loss in their last eight games, 25 games out of first place.

St. Louis	AB	R	H	RBI	Philadelphia	AB	R	H	RBI
Bescher lf	3	1	0	0	Paskert cf	4	1	1	0
Beck 3b	4	0	0	0	Niehoff 2b	3	0	0	0
Long cf	3	0	0	1	Byrne 3b	3	0	3	1
D. Miller 2b	4	0	0	0	Good rf	4	1	1	0
Hornsby ss	1	0	0	0	Whitted lf	3	0	1	0
O. Wilson rf	3	0	0	0	Luderus 1b	4	0	1	1
Snyder c	3	0	0	0	Bancroft ss	4	0	2	0
Betzel 2b	3	0	0	0	B. Killefer c	4	0	0	0
Doak p	2	0	0	0	Rixey p	3	0	0	0
Butler ph	1	0	0	0	Total	32	2	9	2
Total	28	1	0	1					

St. Louis 100 000 000 - 1

Philadelphia 002 000 00x -2

E – D. Miller; **B**. Killefer. **LOB** – St. Louis 3, Phila 9. **BB** – Bescher, Hornsby 2; Byrne, Whitted. **2B** – Paskert, Byrne. **SB** – Bescher 2, Hornsby; Byrne. **Sac** – Niehoff. **SF** – Long. Judge.

St. Louis	IP	H	R	ER	HR	BB	SO
Doak L 5-13	7.0	9	2	2	0	2	3
M. Watson	1.0	0	0	0	0	0	0s

Philadelphia	IP	H	R	ER	HR	BB	SO
Rixey W 12-6	9.0	0	1	1	0	3	5

Aug 25, 1916

Brooklyn 15, St. Louis 0

Rube Marquard hurls second replay career no-hitter in Brooklyn blowout win over Cards

Robins southpaw Rube Marquard fired a no-hitter at last place St. Louis as Brooklyn's offense swung into high gear, piling up 15 runs on 17 hits in a 15-0 win.

The gem was the second (replay) career no-hitter for Marquard, who no-hit the Cubs on July 4, 1913 in a 1913 replay.

Marquard faced only one over the minimum in his victory. Only a fourth-inning walk to Cards SS Roy Corhan stood between Marquard and a perfect game. He struck out five batters. He improved his record to 9-8 for the year, putting him over .500 for the first time in the 1916 replay.

Brooklyn put the game away early, scoring four runs on five straight hits off Cards starter Bob (Steamboat) Williams in the second. The Robins added four more scores off Williams in the fourth and continued to add to their 8-0 lead with runs in the fifth and seventh innings. In the eighth, with Joe Lotz on the mound for St. Louis, the Robins scored five more runs, highlighted by a three-run homer by SS Ivy Olson, his first HR of the season.



C Chief Myers was 4-4 for Brooklyn with four RBIs and a walk. Gerooge Cutshaw and Olson each had three hits.

The rout was the second blowout win in a row for the Robins, who obliterated the Cards 15-3 on Aug 24 and improved their league-leading record to 85-40, fifteen games ahead of the Giants. The Cards remained mired in the cellar with a 49-77 mark, one game behind seventh-place Pittsburgh.

Brooklyn	AB	R	AL	RBI	St. Louis	AB	R	AL	RBI
J. Johnston cf	4	2	2	2	Long rf	4	0	0	0
Daubert 1b	4	1	0	0	Corhan ss	2	0	0	0
Stengel rf	6	0	2	2	Bescher cf	3	0	0	0
Wheat lf	6	2	2	1	Snyder c	3	0	0	0
Cutshaw 2b	5	3	3	0	O. Wilson cf	3	0	0	0
Mowry 3b	2	1	1	0	D. Miller 2b	3	0	0	0
a-Getz ph-3b	3	1	1	1	Brottem c	3	0	0	0
Olson ss	4	3	3	3	Betzel 3b	2	0	0	0
Meyers c	4	2	4	4	Hornsby ph	1	0	0	0
Marquard p	4	0	0	0	B. Williams p	1	0	0	0
Total	26	2	17	13	Lotz p	1	0	0	0
					Butler ph	1	0	0	0
					Total	26	0	0	0

Brooklyn 040 410 150 - 15

St Louis 000 000 000 - 0

E - O. Wilson 2, Brottem., **LOB** - Bkn 8, StL 1. **BB** - Daubert 2, Olson, Meyers, Marquard; Corhan. **3b** - Stengel 2. HR - #1 **GIDP** - Marquard, Stengel. **OF assist** - O. Wilson.

Brooklyn	IP	H	R	ER	HR	BB	SO
Marquard W 9-8	9.0	0	0	0	0	1	5

St. Louis	IP	H	R	ER	HR	BB	SO
B. Williams L 3-10	3.7	9	8	8	1	2	0
Joe Lotz	4.0	9	7	5	1	3	2
Steele	1.3	0	0	0	0	1	0

Inside the 1916 NL Pennant Race

Replay Results

	<u>W-L</u>	<u>Pct</u>	<u>GB</u>
Brooklyn Robins	103-51	.668	--
New York Giants	91-63	.591	12
Philadelphia Phillies	81-73	.526	22
Boston Braves	80-74	.519	23
Cincinnati Reds	74-80	.481	30
Chicago Cubs	68-86	.442	36
St. Louis Cardinals	60-94	.392	43
Pittsburgh Pirates	59-95	.383	44

Real Life Results

	<u>AL-L</u>	<u>Pct</u>	<u>GB</u>
Brooklyn Robins	94-60	.610	--
Philadelphia Phillies	91-62	.595	2 ½
Boston Braves	89-63	.586	4
New York Giants	86-66	.566	7
Chicago Cubs	67-86	.438	26 ½
Pittsburgh Pirates	65-89	.422	29
Cincinnati Reds	60-93	.392	33 ½
St. Louis Cardinals	60-93	.392	33 ½

1916 NL Pennant Race month by month

Standings thru April 30

<u>April</u>	<u>W-L</u>	<u>Pct</u>	<u>GB</u>
Chicago	11-7	.611	--
St. Louis	11-7	.611	--
New York	11-7	.611	--
Cincinnati	10-8	.556	1
Philadelphia	9-9	.500	2
Pittsburgh	8-1	.444	3
St Louis	7-11	.389	4
Boston	5-13	.385	6

Apr 30: Cubs, Robins and Giants all tied for lead at 11-7 as NL race gets underway

Standings thru May 31

<u>May</u>	<u>W-L</u>	<u>Pct</u>	<u>GB</u>	<u>Cumulative</u>	<u>W-L</u>	<u>Pct</u>	<u>GB</u>
Brooklyn	21-7	.750	--	Brooklyn	32-14	.696	--
Boston	18-10	.643	3	Chicago	24-22	.522	8
New York	15-13	.571	6	New York	24-22	.522	8
Philadelphia	13-15	.464	8	Philadelphia	24-22	.522	8
Chicago	13-15	.464	8	Boston	23-23	.500	9
Cincinnati	12-16	.429	9	Cincinnati	22-24	.478	10
Pittsburgh	11-17	.393	10	Pittsburgh	19-27	.435	13
St Louis	9-19	.321	12	St Louis	16-30	.283	16

May 31: Robins take commanding lead. Phillies, Giants, Cubs all tied for second, seven games behind.

Standings thru June 30

<u>June</u>	<u>W-L</u>	<u>Pct</u>	<u>GB</u>	<u>Cumulative</u>	<u>W-L</u>	<u>Pct</u>	<u>GB</u>
Brooklyn	18-10	.643	--	Brooklyn	50-24	.676	--
Chicago	17-11	.607	1	Chicago	41-33	.554	9
St. Louis	17-11	.607	1	New York	37-37	.554	13
Boston	13-15	.464	3	Boston	36-38	.500	14
New York	13-15	.464	3	Philadelphia	36-38	.500	14
Philadelphia	12-16	.429	4	St. Louis	33-41	.459	17
Pittsburgh	12-16	.429	8	Cincinnati	32-41	.405	18
Cincinnati	10-18	.357	10	Pittsburgh	31-43	.284	19

June 30: Brooklyn maintains sizeable lead; Cubs and Giants far behind and unable to catch up with Robins.

Standings thru July 31

<u>July</u>	<u>W-L</u>	<u>Pct.</u>	<u>GB</u>	<u>Cumulative</u>	<u>W-L</u>	<u>Pct.</u>	<u>GB</u>
Brooklyn	21-7	.750	--	Brooklyn	71-31	.696	-
New York	18-10	.643	3	New York	55-47	.539	16
Cincinnati	16-12	.571	5	Boston	51-51	.500	20
Boston	15-13	.536	6	Philadelphia	48-54	.471	23
Philadelphia	12-16	.429	9	Chicago	48-54	.471	23
Pittsburgh	12-16	.429	9	Cincinnati	48-54	.471	23
St. Louis	11-17	.393	10	Pittsburgh	44-58	.431	27
Chicago	7-21	.250	14	St. Louis	43-59	.422	28

*July 31: **Brooklyn opens huge gap** : Giants take over second place while Cubs begin to fade.*

Standings thru August 31

<u>August</u>	<u>W-L</u>	<u>Pct.</u>	<u>GB</u>	<u>Cumulative</u>	<u>W-L</u>	<u>Pct.</u>	<u>GB</u>
Philadelphia	21-7	.750	--	Brooklyn	88-42	.677	--
Boston	18-10	.643	3	Boston	69-61	.531	19
New York	18-10	.643	3	New York	69-61	.531	19
Brooklyn	17-11	.607	4	Philadelphia	69-61	.531	19
Chicago	12-16	.429	4	Chicago	60-70	.462	28
Cincinnati	12-16	.429	7	Cincinnati	60-70	.462	28
Pittsburgh	8-20	.286	10	Pittsburgh	51-79	.392	37
St. Louis	6-22	.214	13	St. Louis	50-80	.385	38

*Aug 31: **Robins continue to remain far out in front.** Boston, New York and Phillies all tied for second at 69-61, 19 games out.*

Standings thru September 26 (Final standings)

<u>September</u>	<u>W-L</u>	<u>Pct.</u>	<u>GB</u>	<u>Final</u>	<u>W-L</u>	<u>Pct.</u>	<u>GB</u>
New York	18-6	.750	--	Brooklyn	103-51	.669	--
Brooklyn	15-9	.625	3	New York	91-63	.591	12
Cincinnati	14-10	.583	3	Philadelphia	81-73	.571	22
Philadelphia	12-12	.500	4	Boston	80-74	.565	23
Boston	11-13	.458	5	Cincinnati	74-80	.481	29
St. Louis	10-14	.417	7	Chicago	68-86	.442	35
Chicago	8-16	.333	8	St. Louis	60-94	.390	43
Pittsburgh	8-16	.333	10	Pittsburgh	59-95	.383	44

***Final standings:**
Robins clinched pennant on Sept. 10 New York's 18-6 finish in September puts them in second place. Phils and Boston battled it out for third place. At bottom, Cardinals win on final day to avoid cellar.*

Team records Month by Month

Brooklyn Robins

<u>Month by month</u>	<u>W-L</u>	<u>Pct.</u>	<u>Cumulative</u>	<u>W-L</u>	<u>Pct.</u>	GB <u>Cumulative</u>
April	11-7	.611	April	11-7	.611	--
May	21-7	.750	May	32-14	.696	+ 8
June	18-10	.607	June	50-24	.676	+16
July	21-7	.750	July	71-31	.696	+16
August	17-11	.607	August	74-56	.569	+19
September	15-9	.625	September	103-51	.669	+12
Total	103-51	.669				

New York Giants

<u>Month by month</u>	<u>W-L</u>	<u>Pct.</u>	<u>Cumulative</u>	<u>W-L</u>	<u>Pct.</u>	GB <u>Cumulative</u>
April	11-7	.611	April	11-7	.611	--
May	13-15	.464	May	24-22	.522	- 8
June	13-15	.464	June	37-37	.500	- 13
July	18-10	.643	July	55-47	.539	- 16
August	18-10	.643	August	69-61	.531	- 19
September	18-6	.750	September	91-63	.591	- 12
Total	91-63	.591				

Philadelphia Phillies

<u>Month by month</u>	<u>W-L</u>	<u>Pct.</u>	<u>Cumulative</u>	<u>W-L</u>	<u>Pct.</u>	GB <u>Cumulative</u>
April	9-9	.500	April	9-9	.500	-6
May	15-13	.536	May	24-22	.522	- 8
June	12-16	.429	June	36-38	.486	- 14
July	12-16	.429	July	48-54	.471	- 23
August	21-7	.750	August	69-61	.531	- 19
September	12-12	.500	September	81-73	.526	- 22
Total	81-73	.526				

Boston Braves

<u>Month by month</u>	<u>W-L</u>	<u>Pct.</u>	<u>Cumulative</u>	<u>W-L</u>	<u>Pct.</u>	GB <u>Cumulative</u>
April	5-13	.278	April	5-13	.278	- 6
May	18-10	.643	May	23-23	.500	- 9
June	10-18	.357	June	36-38	.486	- 14
July	15-13	.536	July	51-51	.500	- 20
August	18-10	.643	August	69-61	.531	- 19
September	11-13	.458	September	80-74	.519	- 23
Total	80-74	.519				

Cincinnati Reds

<u>Month by month</u>	<u>W-L</u>	<u>Pct.</u>	<u>Cumulative</u>	<u>AL-L</u>	<u>Pct.</u>	GB <u>Cumulative</u>
April	8-10	.444	April	8-10	.444	- 3
May	12-16	.429	May	22-24	.478	- 10
July	16-12	.571	July	32-42	.432	-18
August	12-16	.429	August	60-70	.462	- 28
September	14-10	.583	September	74-80	.481	- 29
Total	74-80	.481				

Team records Month by Month*continued***Chicago Cubs**

<u>Month by month</u>	<u>W-L</u>	<u>Pct.</u>	<u>Cumulative</u>	<u>W-L</u>	<u>Pct.</u>	<u>Cumulative</u>
April	11-7	.611	April	11-7	.611	--
May	13-15	.464	May	24-22	.522	- 8
June	17-11	.607	June	41-33	.554	- 9
July	7-21	.250	July	48-51	.471	- 23
August	12-16	.429	August	60-70	.462	- 28
September	8-16	.333	September	68-86	.442	-35
Total	68-86	.442				

St. Louis Cardinals

<u>Month by month</u>	<u>W-L</u>	<u>Pct.</u>	<u>Cumulative</u>	<u>W-L</u>	<u>Pct.</u>	<u>Cumulative</u>
April	7-11	.389	April	7-11	.389	- 4
May	9-19	.321	May	16-30	.348	- 16
June	17-11	.607	June	33-41	.446	- 17
July	11-17	.393	July	43-59	.422	- 28
August	6-22	.214	August	50-80	.385	-38
September	10-14	.417	September	60-94	.390	- 43
Total	60-94	.390				

Pittsburgh Pirates

<u>Month by month</u>	<u>AL-L</u>	<u>Pct.</u>	<u>Cumulative</u>	<u>AL-L</u>	<u>Pct.</u>	<u>Cumulative</u>
April	9-9	.500	April	9-9	.500	- 2
May	11-17	.393	May	19-27	.413	- 13
June	12-16	.429	June	31-43	.419	- 19
July	12-16	.429	July	44-58	.431	- 27
August	8-20	.286	August	51-79	.392	- 37
September	8-16	.333	September	59-95	.383	-44
Total	59-95	.383				

Miscellaneous team statistics

Home	<u>W-L</u>	<u>Pct.</u>	Away	<u>W-L</u>	<u>Pct.</u>
Brooklyn	56-21	.727	Boston	44-33	.571
New York	50-27	.649	Brooklyn	43-34	.558
Boston	37-40	.481	New York	40-37	.519
Cincinnati	37-40	.481	Philadelphia	39-38	.506
Chicago	35-42	.455	Chicago	35-42	.455
Philadelphia	34-43	.442	Cincinnati	34-43	.442
St. Louis	30-39	.435	Pittsburgh	30-47	.390
Pittsburgh	29-47	.382	St. Louis	30-55	.353

Extra-inning games	<u>W-L</u>	<u>Pct.</u>	One-run games	<u>W-L</u>	<u>Pct.</u>
Philadelphia	10-3	.769	Brooklyn	41-23	.641
Brooklyn	9-6	.600	Philadelphia	37-26	.587
St. Louis	10-8	.556	Chicago	34-31	.523
Chicago	11-11	.500	New York	32-31	.508
New York	10-11	.476	Boston	37-38	.493
Pittsburgh	6-7	.462	Cincinnati	23-31	.426
Cincinnati	7-12	.368	St. Louis	22-32	.407
Boston	6-18	.250	Pittsburgh	23-35	.397

Shutout losses	<u>Lost</u>
St. Louis	30
Boston	25
Pittsburgh	23
Chicago	20
Cincinnati	19
Philadelphia	18
Brooklyn	15
New York	7

10+ runs scored in one game		10+ runs allowed in one game		Date	Longest games Score	Innings
New York	7	St. Louis	9	Apr 11	Philadelphia 1, Boston 0	19
Cincinnati	5	Chicago	8	Apr 15	New York 1, Philadelphia 0	19
Brooklyn	5	Philadelphia	7	July 26	Brooklyn 2, New York 1	18
Chicago	4	New York	4	May 27	Boston 5, Cincinnati 4	17
Pittsburgh	4	Pittsburgh	4	Aug 21	Brooklyn 2, Chicago 1	16
Boston	3	Cincinnati	3	Apr 19	Philadelphia 5, New York 4	15
St. Louis	3	Chicago	2	Aug 15	Philadelphia 3, Pittsburgh 2	15
Philadelphia	2	Boston	0			

April									
		1		2		3		4	
G	Date	Boston		Brooklyn		NYG		Phila	
1	Apr 11	at Phila	0-1 (19)	at NYG	0-4	Bkn	4-1	Bos	1-0 (19)
2	Apr 12	at Phila	1-0	at NYG	5-6 (12)	Bkn	6-5 (12)	Bos	0-1
3	Apr 13	at Phila	4-5	at NYG	4-2	Bkn	2-4	Bos	5-4
	Apr 14								
4	Apr 15	NYG	0-1 (19)	at Phila	1-5	at Bos	1-0 (19)	Bkn	5-1
5	Apr 16	NYG	1-5	at Phila	0-1	at Bos	5-1	Bkn	1-0
6	Apr 17	NYG	6-2	at Phila	7-1	at Bos	2-6	Bkn	1-7
7	Apr 18	Bkn	2-1	at Bos	1-2	Phila	6-0	at NYG	0-6
8	Apr 19	Bkn	0-2	at Bos	2-0	Phila	4-5 (15)	at NYG	5-4 (15)
9	Apr 20	Bkn	3-4	at Bos	4-3	Phila	9-2	at NYG	2-9
	Apr 21								
10	Apr 22	Phila	4-3	NYG	5-3	at Bkn	3-5	at Bos	3-4
11	Apr 23	Phila	2-4	NYG	3-2	at Bkn	2-3	at Bos	4-5
12	Apr 24	Phila	5-6 (11)	NYG	1-2	at Bkn	2-1	at Bos	6-5 (11)
13	Apr 25	at Bkn	2-3	Bos	3-2	at Phila	1-3	NYG	3-1
14	Apr 26	at Bkn	1-2 (12)	Bos	2-1 (12)	at Phila	3-0	NYG	0-3
15	Apr 27	at Bkn	0-2	Bos	2-0	at Phila	6-1	NYG	1-6
16	Apr 28	at NYG	0-7	Phila	3-0	Bos	7-0	at Bkn	0-3
17	Apr 29	at NYG	2-1	Phila	1-0	Bos	1-2	at Bkn	0-1
18	Apr 30	at NYG	1-4	Phila	0-3	Bos	4-1	at Bkn	3-0
	Home		3-6		7-2		6-3		5-4
	Away		2-7		4-5		5-4		4-5
	April	18	5-13	18	11-7	18	11-7	18	9-9

April									
		5		6		7		8	
G	Date	Chicago		Cinc		Pitt		StL	
1	Apr 11	at Cinc	1-4	Chi	4-1	at StL	5-4	Pitt	4-5
2	Apr 12	at Cinc	5-2	Chi	2-5	at StL	2-1	Pitt	1-2
3	Apr 13	at Cinc	3-2	Chi	2-3	at StL	4-1	Pitt	1-4
	Apr 14								
4	Apr 15	StL	2-7	at Pitt	2-7	Cinc	7-2	at Chi	7-2
5	Apr 16	StL	5-0	at Pitt	3-2	Cinc	2-3	at Chi	0-5
6	Apr 17	StL	3-2	at Pitt	5-11	Cinc	11-5	at Chi	2-6
7	Apr 18	Pitt	7-6 (10)	at StL	2-3	at Chi	6-7 (10)	Cinc	5-4
8	Apr 19	Pitt	4-1	at StL	10-0	at Chi	1-5	Cinc	0-10
9	Apr 20	Pitt	5-4	at StL	4-7	at Chi	4-5	Cinc	7-4
	Apr 21								
10	Apr 22	Cinc	2-6	at Chi	6-2	StL	2-1 (10)	at Pitt	1-2 (10)
11	Apr 23	Cinc	1-5	at Chi	5-1	StL	5-8	at Pitt	8-5
12	Apr 24	Cinc	4-2	at Chi	2-4	StL	7-6 (12)	at Pitt	6-7 (12)
13	Apr 25	at Pitt	2-3 (13)	StL	0-1 (11)	Chi	3-2 (13)	at Cinc	1-0 (11)
14	Apr 26	at Pitt	3-2	StL	8-2	Chi	2-3	at Cinc	2-8
15	Apr 27	at Pitt	4-3	StL	3-2	Chi	3-4 (14)	at Cinc	2-3
16	Apr 28	at StL	4-3 (14)	at Pitt	7-3	Cinc	3-7	Chi	1-4 (10)
17	Apr 29	at StL	0-1 (10)	at Pitt	3-1	Cinc	1-3	Chi	1-0 (10)
18	Apr 30	at StL	1-4	at Pitt	7-2	Cinc	2-7	Chi	4-1
	Home		6-2		6-3		3-6		4-5
	Away		5-4		4-5		5-4		3-6
	April	18	11-7	18	10-8	18	8-10	18	7-11

					May				
1			2		3		4		
G	Date	Boston		Brklyn		NYG		Phila	
19	May 1	at Chi	3-4	at Pitt	9-8	at StL	5-17	at Cinc	6-1
20	May 2	at Chi	2-1	at Pitt	0-1	at StL	1-3	at Cinc	8-0
21	May 3	at Chi	0-4	at Pitt	2-0	at StL	11-0	at Cinc	2-7
	May 4								
22	May 5	at StL	5-4	at Cinc	5-7	at Chi	3-4	at Pitt	2-12
23	May 6	at StL	3-2 (10)	at Cinc	4-1	at Chi	1-2	at Pitt	2-1
24	May 7	at StL	3-2	at Cinc	1-3	at Chi	8-14	at Pitt	4-0
25	May 8	at Pitt	4-2	at Chi	10-0	at Cinc	6-7	at StL	3-0
26	May 9	at Pitt	3-2	at Chi	3-1	at Cinc	1-3	at StL	3-8
27	May 10	at Pitt	1-5	at Chi	6-5	at Cinc	4-3	at StL	6-2
	May 11								
28	May 12	at Cinc	5-1	at StL	4-3	at Pitt	9-0	at Chi	1-3
29	May 13	at Cinc	1-3	at StL	3-2	at Pitt	2-3	at Chi	5-4 (10)
30	May 14	at Cinc	7-0	at StL	6-5	at Pitt	3-0	at Chi	10-6
	May 15								
31	May 16	Chi	0-1	Pitt	9-1	StL	3-2	Cinc	8-0
32	May 17	Chi	1-5	Pitt	1-4	StL	5-1	Cinc	2-6
33	May 18	Chi	4-3	Pitt	4-2	StL	8-0	Cinc	8-3
34	May 19	StL	1-2 (10)	Cinc	1-0 (11)	Chi	2-3	Pitt	1-4
35	May 20	StL	13-0	Cinc	4-2	Chi	2-3	Pitt	1-5
36	May 21	StL	1-2	Cinc	3-2 (11)	Chi	12-11	Pitt	4-2
37	May 22	Pitt	7-2	Chi	4-2	Cinc	6-5 (14)	StL	2-5
38	May 23	Pitt	3-0	Chi	7-1	Cinc	3-6	StL	2-1 (11)
39	May 24	Pitt	2-1	Chi	13-3	Cinc	5-6 (15)	StL	3-5
40	May 25	Cinc	1-6	StL	0-3	Pitt	6-5	Chi	2-1
41	May 26	Cinc	2-1	StL	2-1	Pitt	1-3	Chi	2-10
42	May 27	Cinc	5-4 (17)	StL	2-0	Pitt	3-2	Chi	5-4 (11)
43	May 28	at Phila	1-0	at NYG	6-8	Bkn	8-6	Bos	0-1
44	May 29	at Phila	4-2	at NYG	0-5	Bkn	5-0	Bos	2-4
45	May 30	at Phila	3-4 (13)	at NYG	8-1	Bkn	1-8	Bos	4-3 (13)
46	May 31	at Phila	2-1	at NYG	2-1	Bkn	1-2	Bos	1-2
	Home		7-5		10-2		9-7		5-4
	Away		11-5		11-5		4-8		10-9
	May	28	18-10	28	21-7	28	13-15	28	15-13

					May				
G	Date	Chicago		Cinc		Pitt		StL	
19	May 1	Bos	4-3	Phila	1-6	Bkn	8-9	NYG	17-5
20	May 2	Bos	1-2	Phila	0-8	Bkn	1-0	NYG	3-1
21	May 3	Bos	4-0	Phila	7-2	Bkn	0-2	NYG	
	May 4								
22	May 5	NYG	4-3	Bkn	7-5	Phila	12-2	Bos	4-5
23	May 6	NYG	2-1	Bkn	1-4	Phila	1-2	Bos	2-3
24	May 7	NYG	14-8	Bkn	3-1	Phila	0-4	Bos	2-3
25	May 8	Bkn	0-10	NYG	7-6	Bos	2-4	Phila	0-3
26	May 9	Bkn	1-3	NYG	3-4	Bos	2-3	Phila	8-3
27	May 10	Bkn	5-6	NYG	3-4	Bos	5-1	Phila	2-6
	May 11								
28	May 12	Phila	3-1	Bos	1-5	NYG	0-9	Bkn	3-4
29	May 13	Phila	4-5 (10)	Bos	3-1	NYG	3-2	Bkn	2-3
30	May 14	Phila	6-10	Bos	0-7	NYG	0-3	Bkn	5-6
	May 15								
31	May 16	at Bos	1-0	at Phila	0-8	at Bkn	1-9	at NYG	2-3
32	May 17	at Bos	5-1	at Phila	6-2	at Bkn	4-1	at NYG	1-5
33	May 18	at Bos	3-4	at Phila	3-8	at Bkn	2-4	at NYG	0-8
34	May 19	at NYG	3-2	at Bkn	0-1 (11)	at Phila	4-1	at Bos	2-1 (10)
35	May 20	at NYG	3-2	at Bkn	2-4	at Phila	5-1	at Bos	0-13
36	May 21	at NYG	11-12	at Bkn	2-3 (11)	at Phila	2-4	at Bos	2-1
37	May 22	at Bkn	2-4	at NYG	5-6 (14)	at Bos	2-7	at Phila	5-2
38	May 23	at Bkn	1-7	at NYG	6-3	at Bos	0-3	at Phila	1-2 (11)
39	May 24	at Bkn	3-13	at NYG	6-5 (10)	at Bos	1-2	at Phila	5-3
40	May 25	at Phila	1-2	at Bos	6-1	at NYG	5-6	at Bkn	3-0
41	May 26	at Phila	10-2	at Bos	1-2	at NYG	3-1	at Bkn	1-2
42	May 27	at Phila	4-5 (11)	at Bos	4-5 (17)	at NYG	2-3	at Bkn	0-2
43	May 29	at Cinc	5-4 (10)	Chi	4-5 (10)	at StL	2-1	Pitt	1-2
44	May 29	at Cinc	8-2	Chi	2-8	at StL	4-2 (12)	Pitt	2-4 (12)
45	May 30	at Cinc	3-5	Chi	5-3	at StL	3-2 (11)	Pitt	2-3 (11)
46	May 31	at Cinc	3-13	Chi	13-3	at StL	1-5	Pitt	5-1
	Home		6-6		8-8		4-8		4-7
	Away		7-9		4-8		7-9		5-12
	May	28	13-15	28	12-16	28	11-17	28	9-19

June								
	1		2		3		4	
Date	Boston		Brklyn		NYG		Phila	
Jun 1	at NYG	2-1 (10)	at Phila	4-2	Bos	1-2 (10)	Bkn	2-4
Jun 2	at NYG	1-0	at Phila	0-3	Bos	0-1	Bkn	3-0
Jun 3	at NYG	3-6	at Phila		Bos	6-3	Bkn	3-2
Jun 4	at NYG	0-1	at Phila	4-1 (11)	Bos	1-0	Bkn	1-4 (11)
Jun 5	at Bkn	2-0	Bos	0-2	Phila	7-3	at NYG	3-7
Jun 7	at Bkn	10-7 (13)	Bos	7-10 (13)	Phila	1-2	at NYG	2-1
Jun 8	at Bkn	1-0	Bos	0-1	Phila	6-1	at NYG	1-6
Jun 9								
Jun 10	Phila	2-1	NYG	1-4	at Bkn	4-1	at Bos	1-2
Jun 11	Phila	0-1	NYG	7-2	at Bkn	2-7	at Bos	1-0
Jun 12	Phila	1-3	NYG	5-2	at Bkn	2-5	at Bos	3-1
Jun 13	Phila	3-2	NYG	4-3 (10)	at Bkn	3-4 (10)	at Bos	1-2
Jun 14	Bkn	0-3	at Bos	6-3	at Phila	3-2 (12)	NYG	2-3 (12)
Jun 15	Bkn	1-2	at Bos	6-3	at Phila	6-3	NYG	3-6
Jun 16	Bkn	6-5 (10)	at Bos	1-0	at Phila	2-0	NYG	0-2
Jun 17	Bkn	5-1	at Bos	2-3	at Phila	4-7	NYG	7-4
Jun 18	NYG	2-0	Phila	1-0	at Bos	3-1	at Bkn	0-1
Jun 19	NYG	1-0	Phila	1-2	at Bos	2-1	at Bkn	2-1
Jun 20	NYG	0-5	Phila	2-1 (10)	at Bos	5-6 (10)	at Bkn	1-2 (10)
Jun 21	NYG	5-1	Phila	7-1	at Bos	1-5	at Bkn	1-7
Jun 22								
Jun 23	at Chi	1-0	at Pitt	5-6	at StL	3-5	at Cinc	4-3
Jun 24	at Chi	2-0	at Pitt	4-1	at StL	1-5	at Cinc	3-2
Jun 25	at Chi	0-5	at Pitt	6-4	at StL	8-9	at Cinc	1-0
Jun 26	at Chi	5-1	at Pitt	2-3	at StL	6-0	at Cinc	7-0
Jun 27	at StL	0-3	at Cinc	6-3	at Chi	1-3	at Pitt	8-9
Jun 28	at StL	3-4 (10)	at Cinc	2-1	at Chi	5-9	at Pitt	0-5
Jun 29	at StL	1-2 (12)	at Cinc	3-1	at Chi	5-2 (10)	at Pitt	4-0
Jun 30	at StL	1-2 (10)	at Cinc	11-2	at Chi	0-5	at Pitt	1-4
Home		5-7		7-5		5-3		3-5
Away		8-8		11-5		8-15		9-11
June	28	13-15	28	18-10	28	13-15	28	12-16

June									
G	Date	Chicago		Cinc		Pitt		StL	
47	Jun 1	at StL	2-0	Pitt	4-3	at Cinc	3-4	Chi	0-2
48	Jun 2	at StL	2-0	Pitt	2-4	at Cinc	4-2	Chi	0-2
49	Jun 3	at StL	4-1	Pitt	2-1	at Cinc	1-2	Chi	1-4
50	Jun 4	at StL	3-5	Pitt	4-2	at Cinc	2-4	Chi	5-3
51	Jun 5	Pitt	9-1	at StL	0-2	at Chi	1-9	Cinc	2-0
52	Jun 6	Pitt	1-0	at StL	6-4	at Chi	0-1	Cinc	4-6
53	Jun 7	Pitt	4-1	at StL	3-4 (10)	at Chi	1-4	Cinc	4-3 (10)
54	Jun 8	Pitt	3-5	at StL	0-1 (10)	at Chi	5-3	Cinc	1-0 (10)
	Jun 9								
55	Jun 10	Cinc	2-7	at Chi	7-5	StL	0-6	at Pitt	6-0
56	Jun 11	Cinc	5-4	at Chi	4-5	StL	8-7	at Pitt	7-8
57	Jun 12	Cinc	0-7	at Chi	7-0	StL	0-3	at Pitt	3-0
58	Jun 13	Cinc	4-3	at Chi	3-4	StL	4-2	at Pitt	2-4
59	Jun 14	at Pitt	2-1	StL	1-0 (11)	Chi	1-2	at Cinc	0-7
60	Jun 15	at Pitt	1-2	StL	7-6 (11)	Chi	2-1	at Cinc	6-7
61	Jun 16	at Pitt	10-6	StL	0-5	Chi	6-10	at Cinc	5-0
62	Jun 17	at Pitt	7-6	StL	5-6	Chi	6-7	at Cinc	6-5
63	Jun 18	StL	2-12	at Pitt	5-1	Cinc	1-5	at Chi	12-2
64	Jun 19	StL	2-3	at Pitt	8-2	Cinc	2-8	at Chi	3-2
65	Jun 20	StL	4-1	at Pitt	4-5 (10)	Cinc	5-4 (10)	at Chi	3-4
66	Jun 21	StL	3-1	at Pitt	3-4	Cinc	4-3	at Chi	1-3
	Jun 22								
67	Jun 23	Bos	0-1	Phila	3-4	Bkn	6-5	NYG	5-3
68	Jun 24	Bos	0-2	Phila	2-3	Bkn	1-4	NYG	5-1
69	Jun 25	Bos	5-0	Phila	0-1	Bkn	4-6	NYG	9-8
70	Jun 26	Bos	1-5	Phila	0-7	Bkn	3-2	NYG	0-6
71	Jun 27	NYG	3-1	Bkn	3-6	Phila	9-8	Bos	3-0
72	Jun 28	NYG	9-5	Bkn	1-2	Phila	2-0	Bos	4-3 (10)
73	Jun 29	NYG	2-5 (10)	Bkn	1-3	Phila	0-4	Bos	2-1 (12)
74	Jun 30	NYG	5-0	Bkn	2-11	Phila	4-1	Bos	2-1 (10)
	Home		17-11		5-7		10-6		11-5
	Away		6-2		5-11		2-10		6-6
	June	28	17-11	28	10-18	28	12-16	28	17-11

					<i>July</i>				
G	Date	Boston		Brklyn		NYG		Phila	
75	July 1	at Pitt	2-3	at Chi	3-4 (10)	at Cinc	1-2	at StL	7-0
76	July 2	at Pitt	2-1	at Chi	15-4	at Cinc	1-2 (10)	at StL	3-1
77	July 3	at Pitt	0-1	at Chi	5-3	at Cinc	7-0	at StL	2-3 (10)
78	July 4	at Pitt	1-0	at Chi	5-2	at Cinc	2-0	at StL	3-15
79	July 5	at Cinc	6-8	at StL	5-2	at Pitt	2-3	at Chi	5-2
80	July 6	at Cinc	3-4 (10)	at StL	8-0	at Pitt	4-1	at Chi	6-3
81	July 7	at Cinc	4-3	at StL	15-0	at Pitt	5-4	at Chi	4-0
82	July 8	at Cinc	5-1	at StL	1-3	at Pitt	2-0	at Chi	3-2
83	July 9	Chi	3-2 (12)	Pitt	8-1	StL	2-1	Cinc	4-9
84	July 10	Chi	7-1	Pitt	5-2	StL	2-0	Cinc	0-8
85	July 11	Chi	0-7	Pitt	5-3	StL	2-1	Cinc	0-1
86	July 12	Chi	6-1	Pitt	3-2	StL	0-8	Cinc	0-13
87	July 13	StL	0-2	Cinc	9-1	Chi	6-7	Pitt	2-1
88	July 14	StL	4-0	Cinc	8-1	Chi	7-5	Pitt	1-5
89	July 15	StL	6-5	Cinc	5-2	Chi	6-4	Pitt	2-5
90	July 16	StL	3-4 (10)	Cinc	0-5	Chi	5-0	Pitt	4-2
91	July 17	Pitt	6-2	Chi	2-1	Cinc	4-1	StL	3-8
92	July 18	Pitt	10-0	Chi	8-2	Cinc	2-1	StL	2-1
93	July 19	Pitt	0-2	Chi	0-1	Cinc	3-1	StL	1-2
94	July 20	Cinc	2-0	StL	3-2	Pitt	6-0	Chi	1-7
95	July 21	Cinc	1-3	StL	5-4 (10)	Pitt	3-1	Chi	5-0
96	July 22	Cinc	0-2	StL	3-0	Pitt	0-1	Chi	d
97	July 23	Cinc	1-2(10)	StL	6-1	Pitt	1-16	Chi	1-2
98	July 24	Cinc	0-2	StL	2-5	Pitt	1-3	Chi	1-12
	July 25								
99	July 26	at Phila	4-1	at NYG	2-1 (18)	Bkn	1-2 (18)	Bos	1-4
100	July 27	at Phila	2-4	at NYG	5-6	Bkn	6-5	Bos	4-2
101	July 28	at Phila	6-1	at NYG	2-1 (11)	Bkn	1-2 (11)	Bos	1-6
102	July 29	at Phila	3-0	at NYG	1-2	Bkn	2-1	Bos	0-3
	July 30								
	July 31								
	Home		8-8		13-3		13-7		6-14
	Away		7-5		8-4		5-3		6-2
	July	28	15-13	28	21-7	28	18-10	28	12-16

					<i>July</i>				
G	Date	Chicago		Cinc		Pitt		StL	
75	July 1	Bkn	4-3 (10)	NYG	2-1	Bos	3-2	Phila	0-7
76	July 2	Bkn	4-15	NYG	2-1 (10)	Bos	1-2	Phila	1-3
77	July 3	Bkn	3-5	NYG	0-7	Bos	1-0	Phila	3-2 (10)
78	July 4	Bkn	2-5	NYG	0-2	Bos	0-1	Phila	15-3
79	July 5	Phila	2-5	Bos	8-6	NYG	3-2	Bkn	2-5
80	July 6	Phila	3-6	Bos	4-3 (10)	NYG	1-4	Bkn	0-8
81	July 7	Phila	0-4	Bos	3-4	NYG	4-5	Bkn	0-15
82	July 8	Phila	2-3	Bos	1-5	NYG	0-2	Bkn	3-1
83	July 9	at Bos	2-3 (12)	at Phila	9-4	at Bkn	1-8	at NYG	1-2
84	July 10	at Bos	1-7	at Phila	8-0	at Bkn	2-5	at NYG	0-2
85	July 11	at Bos	7-0	at Phila	1-0	at Bkn	3-5	at NYG	1-8
86	July 12	at Bos	1-6	at Phila	13-0	at Bkn	2-3	at NYG	8-0
87	July 13	at NYG	7-6 (10)	at Bkn	1-9	at Phila	1-2	at Bos	2-0
88	July 14	at NYG	5-7	at Bkn	1-8	at Phila	5-1	at Bos	0-4
89	July 15	at NYG	4-6	at Bkn	2-5	at Phila	6-2	at Bos	5-6
90	July 16	at NYG	0-5	at Bkn	5-0	at Phila	2-4	at Bos	4-3 (10)
91	July 17	at Bkn	1-2	at NYG	1-4	at Bos	1-3	at Phila	8-3
92	July 18	at Bkn	2-8	at NYG	1-2	at Bos	1-0	at Phila	1-2
93	July 19	at Bkn	1-0	at NYG	1-3	at Bos	16-1	at Phila	2-1
94	July 20	at Bkn	2-3	at Bos	0-6	at NYG	3-1	at Bkn	7-1
95	July 21	at Phila	0-5	at Bos	3-1	at NYG	1-3	at Bkn	4-5 (10)
96	July 22	at Phila	0-6	at Bos	2-0	at NYG	1-0	at Bkn	0-3
97	July 23	at Phila	2-1	at Bos	2-1 (10)	at NYG	16-1	at Bkn	1-6
98	July 24	at Phila	12-1	at Bos	2-0	at NYG	3-1	at Bkn	5-2
	July 25								
99	July 26	at Cinc	1-2 (10)	Chi	2-1 (10)	StL	2-8	at Pitt	8-2
100	July 27	at Cinc	3-4	Chi	4-3	StL	3-0	at Pitt	0-3
101	July 28	at Cinc	1-0	Chi	0-1	StL	3-1	at Pitt	1-3
102	July 29	at Cinc	1-2	Chi	2-1	StL	2-1	at Pitt	1-2
	July 30								
	July 31								
	Home		1-7		6-5		6-6		3-5
	Away		6-14		9-7		6-10		8-12
	July	28	7-21	28	16-12	28	12-16	28	11-17

					August				
G	Date	Boston		Brklyn		NYG		Phila	
103	Aug 1	NYG	0-8	at Phila	14-0	at Bos	8-0	Bkn	0-14
104	Aug 2	NYG	1-6	at Phila	1-4	at Bos	6-1	Bkn	4-1
105	Aug 3	NYG	4-0	at Phila	3-1 (11)	at Bos	0-4	Bkn	2-3 (11)
106	Aug 4	NYG	3-2	at Phila	0-1 (10)	at Bos	2-3	Bkn	1-0 (10)
107	Aug 5	at Bkn	4-5	Bos	5-4	Phila	6-3	at NYG	3-6
108	Aug 6	at Bkn	2-4	Bos	4-2	Phila	3-10	at NYG	10-3
109	Aug 7	at Bkn	8-0	Bos	0-8	Phila	6-8 (13)	at NYG	8-6 (13)
110	Aug 8	at Bkn	3-4	Bos	4-3	Phila	3-4	at NYG	
	Aug 9								
111	Aug 10	at Chi	5-1	at Pitt	3-2	at StL	1-0	at Cinc	9-0
112	Aug 11	at Chi	6-3	at Pitt	3-1	at StL	2-1	at Cinc	0-6
113	Aug 12	at Chi	3-0	at Pitt	0-16	at StL	3-1	at Cinc	1-5
114	Aug 13	at Chi	7-4	at Pitt	1-0	at StL	5-2	at Cinc	6-3
115	Aug 14	at StL	2-0	at Cinc	1-3	at Chi	7-1	at Pitt	5-0
116	Aug 15	at StL	4-0	at Cinc	0-2	at Chi	9-10 (10)	at Pitt	3-2 (15)
117	Aug 16	at StL	2-0	at Cinc	2-0	at Chi	4-7	at Pitt	1-0
118	Aug 17	at StL	7-4	at Cinc	4-0	at Chi	3-2	at Pitt	4-3 (10)
119	Aug 18	at Pitt	3-0	at Chi	2-1 (10)	at Cinc	6-1	at StL	9-7
120	Aug 19	at Pitt	2-1	at Chi	2-5	at Cinc	1-2	at StL	6-5
121	Aug 20	at Pitt	5-3	at Chi	1-2	at Cinc	9-6	at StL	2-1
122	Aug 21	at Pitt	6-7	at Chi	2-1 (16)	at Cinc	11-1	at StL	5-1
	Aug 22								
123	Aug 23	at Cinc	3-2	at StL	5-6	at Pitt	3-2 (10)	at Chi	0-1 (11)
124	Aug 24	at Cinc	6-4	at StL	15-2	at Pitt	3-1	at Chi	3-2
125	Aug 25	at Cinc	4-5	at StL	15-0	at Pitt	10-5	at Chi	3-0
126	Aug 26	at Cinc	0-1	at StL	5-6 (13)	at Pitt	0-1	at Chi	5-2
	Aug 27								
127	Aug 28	Chi	5-7	Pitt	6-0	StL	6-2	Cinc	7-6 (12)
128	Aug 29	Chi	4-2	Pitt	4-3	StL	0-4	Cinc	9-8
129	Aug 30	Chi	1-8	Pitt	1-3	StL	12-2	Cinc	2-1 (10)
130	Aug 31	Chi	2-0	Pitt	5-0	StL	8-0	Cinc	0-1
	Home		4-4		11-2		4-4		5-3
	Away		14-6		6-9		14-6		16-3
	August	28	18-10	28	17-11	28	18-10	28	21-7

					August				
G	Date	Chicago		Cinc		Pitt		StL	
103	Aug 1	StL	0-2	Pitt	8-1	at Cinc	1-8	at Chi	2-0
104	Aug 2	StL	2-3	Pitt	1-3	at Cinc	3-1	at Chi	3-2
105	Aug 3	StL	3-1	Pitt	3-7	at Cinc	7-3	at Chi	1-3
106	Aug 4	StL	5-4 (10_	Pitt	1-4	at Cinc	4-3	at Chi	4-5 (10)
107	Aug 5	Pitt	6-8	at StL	6-0	at Chi	8-6	Cinc	0-6
108	Aug 6	Pitt	4-1	at StL	8-2	at Chi	1-4	Cinc	2-8
109	Aug 7	Pitt	2-1	at StL	6-1	at Chi	1-2	Cinc	1-6
110	Aug 8	Pitt	4-2	at StL	0-5	at Chi	2-4	Cinc	5-0
	Aug 9								
111	Aug 10	Bos	1-5	Phila	0-9	Bkn	2-3	NYG	0-1
112	Aug 11	Bos	3-6	Phila	6-1	Bkn	1-3	NYG	1-2
113	Aug 12	Bos	0-3	Phila	5-1	Bkn	16-0	NYG	1-3
114	Aug 13	Bos	4-7	Phila	3-6	Bkn	0-1	NYG	2-5
115	Aug 14	NYG	1-7	Bkn	3-1	Phila	0-5	Bos	0-2
116	Aug 15	NYG	10-9 (10)	Bkn	2-0	Phila	2-3 (15)	Bos	0-4
117	Aug 16	NYG	7-4	Bkn	0-2	Phila	0-1	Bos	0-2
118	Aug 17	NYG	2-3	Bkn	0-4	Phila	3-4 (10)	Bos	4-7
119	Aug 18	Bkn	1-2 (10)	NYG	1-6	Bos	0-3	Phila	7-9
120	Aug 19	Bkn	5-2	NYG	2-1	Bos	1-2	Phila	5-6
121	Aug 20	Bkn	2-1	NYG	6-9	Bos	3-5	Phila	1-2
122	Aug 21	Bkn	1-2 (16)	NYG	1-11	Bos	7-6	Phila	1-5
	Aug 22								
123	Aug 23	Phila	1-0 (11)	Bos	2-3	NYG	2-3 (10)	Bkn	6-5
124	Aug 24	Phila	2-3	Bos	4-6	NYG	1-3	Bkn	2-15
125	Aug 25	Phila	0-3	Bos	5-4	NYG	5-10	Bkn	0-15
126	Aug 26	Phila	2-5	Bos	1-0	NYG	1-0	Bkn	6-5 (13)
	Aug 27								
127	Aug 28	at Bos	7-5	at Phila	6-7 (12)	at Bkn	0-6	at NYG	2-6
128	Aug 29	at Bos	2-4	at Phila	8-9	at Bkn	3-4	at NYG	4-0
129	Aug 30	at Bos	8-1	at Phila	1-2 (10)	at Bkn	3-1	at NYG	2-12
130	Aug 31	at Bos	0-2	at Phila	1-0	at Bkn	0-5	at NYG	0-8
	Home		10-14		8-12		3-13		3-17
	Away		2-2		4-4		5-7		3-5
	August	28	12-16	28	12-16	28	8-20	28	6-22

September									
G	Date	5 Chicago	6 Cinc	7 Pitt	8 StL				
131	Sept 1	at NYG	4-11	at Bkn	5-6 (10)	at Phila	2-1	at Bos	1-5
132	Sept 2	at NYG	3-4 (10)	at Bkn	4-2	at Phila	6-4	at Bos	0-1
133	Sept 3	at NYG	0-1	at Bkn	3-5	at Phila	6-3	at Bos	1-6
134	Sept 4	at NYG	6-2	at Bkn	0-5	at Phila	2-4	at Bos	5-2
135	Sept 5	at Bkn	1-4	at NYG	1-6	at Bos	0-2	at Phila	4-2
136	Sept 6	at Bkn	1-2 (12)	at NYG	2-3	at Bos	1-4	at Phila	4-3 (10)
137	Sept 7	at Bkn	1-9	at NYG	1-4	at Bos	0-1	at Phila	0-2
138	Sept 8	at Bkn	4-2	at NYG	1-0	at Bos	0-1	at Phila	2-8
139	Sept 9	at Phila	4-3 (12)	at Bos	2-1	at NYG	0-2	at Bkn	0-7
140	Sept 10	at Phila	0-1	at Bos	3-1	at NYG	3-4	at Bkn	1-9
141	Sept 11	at Phila	1-2	at Bos	2-1	at NYG	3-5	at Bkn	7-2
142	Sept 12	at Phila	0-6	at Bos	4-0	at NYG	1-5	at Bkn	0-5
	Sept 13								
143	Sept 14	Cinc	2-1	at Chi	1-2	at StL	3-4 (13)	Pitt	4-3 (13)
144	Sept 15	Cinc	2-3	at Chi	3-2	at StL	13-1	Pitt	1-13
145	Sept 16	Cinc	0-2	at Chi	5-0	at StL	2-8	Pitt	8-2
146	Sept 17	Cinc	2-5	at Chi	5-2	at StL	11-2	Pitt	2-11
147	Sept 18	at Pitt	8-1	StL	3-1	Chi	1-8	at Cinc	1-3
148	Sept 19	at Pitt	0-3	StL	18-0	Chi	3-0	at Cinc	0-18
149	Sept 20	at Pitt	2-1 (10)	StL	0-4	Chi	1-2 (10)	at Cinc	4-0
150	Sept 21	at Pitt	8-7	StL	6-3	Chi	7-8	at Cinc	3-6
	Sept 22								
151	Sept 23	at StL	3-5	at Pitt	2-5	Cinc	5-2	Chi	5-3
152	Sept 24	at StL	0-2	at Pitt	15-5	Cinc	5-15	Chi	2-0
153	Sept 25	at StL	2-1	at Pitt	5-9	Cinc	9-5	Chi	1-2
154	Sept 26	at StL	0-1	at Pitt	4-1	Cinc	1-4	Chi	1-0
	Home		1-3		3-1		3-5		5-3
	Away		7-13		11-9		5-11		5-11
	Sept	24	8-16	24	14-10	24	8-16	24	10-14