
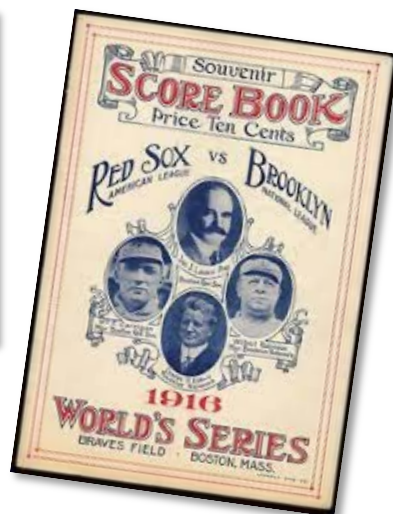


Brooklyn sweeps Red Sox in 1916 World Series replay

Robins cap off great season with four straight wins.
Marquard named Series MVP; wins two games.



L to R Brooklyn's infield of Jake Daubert 1b. George Cutshaw 2b, SS Ivy Olson and 3b Mike Mowrey



1916 World Series introduction

My 1916 replay returned to the traditional World Series format after the folding of the Federal League. For the 1914 and 1915 replays, I had employed a four team playoff that matched the the champions of the three leagues and the second-place team among the three leagues with the best record.

The '16 World Series mirrored the real life World Series with the Boston Red Sox facing the Brooklyn Robins (103-51).

The results, however, were totally in Brooklyn's favor, contrasting with the real life result where Boston won the World Series in five games.

The World Series was played out in one afternoon, on Friday, Feb. 16, a couple of weeks after the completion of my National League replay and the writeup that accompanied the replay.

Roster makeups for each team reflected their rosters at the completion of the 1915 season. Benches on all four teams were thin and starting pitching relied primarily on the three or four best starters on each team, as was reflected in real life.

The starting lineups for each game, including the pitching rotations, were the same lineups used in real life.



World Series MVP P Rube Marquard, and Manager Wilbert Robinson
Marquard threw shutouts to win Games One and Four

World Series summary

Brooklyn Robins 4, Boston Red Sox 0

Game 1 Brooklyn 2, at Boston 0
Game 2 Brooklyn 1, at Boston 0 (10 innings)
Game 3 at Brooklyn 6, Boston 5 (11 innings)
Game 4 at Brooklyn 4, Boston 0

The Red Sox, winners in real life, were lifeless against Brooklyn's superb pitching in the 1916 World Series replay. Rube Marquard owned Boston's batters, shutting them out on four hits in the opener and allowing only five hits in 18 innings. Sherry Smith recorded the other Brooklyn shutout in Game Two, a tense 1-0 win in which Smith only allowed four hits.

Boston's only runs in the Series game in Game Three, building up...and then blowing...a 4-0 lead that turned into a 6-5 loss in 11 innings.

Brooklyn generated timely hitting when they needed it with Hi Myers, Zack Wheat, and Ivy Olson each delivering key hits that led to wins. The Robins hit only .203 as a team, but their ability to deliver in the clutch made a huge difference.

Boston left 18 runners on base in the Series. Brooklyn left 19 on base, only because they had more baserunners. The Robins left 11 on base in Game Three alone.

Once Brooklyn put runners on base, they used them effectively with **George Cutshaw** alone stealing four bases. The Red Sox, who had to protective of the few base runners they generated, did not even attempt a steal.



Hi Myers went 4-4 in Game Four, driving in two runs with a triple as Brooklyn won 4-0.



Robins 2b **George Cutshaw** stole four bases while hitting .214.



Lefty **Sherry Smith** blanked Boston 1-0 on four hits in Game Two.

Brooklyn Robins
1916 World Series 4-0 v. Boston Red Sox

Player	Avg	OBP	G	AB	R	H	2b	3b	HR	RBI	BB	K	SB-CS	Sac	SF	HBP	DP	E
Chief Meyers c	.000	.000	3	9	0	0	0	0	0	0	0	0	0-0	0	0	0	1	0
Jake Daubert 1b	.250	.357	3	12	1	3	0	0	0	0	2	0	1-0	0	0	0	0	0
George Cutshaw 2b	.214	.313	4	14	1	3	0	0	0	0	0	0	4-0	0	0	2	0	0
Ivy Olson ss	.273	.357	4	11	1	3	0	0	0	3	2	1	0-0	0	1	0	0	3
Mike Mowrey 3b	.000	.063	4	15	0	0	0	0	0	0	1	3	0-0	0	0	0	0	0
Zack Wheat lf	.294	.278	4	17	2	5	1	0	0	3	0	1	1-1	0	1	0	0	1
Hi Myers cf	.263	.300	4	19	3	5	1	0	0	3	1	1	0-1	1	0	0	0	0
Casey Stengel rf	.400	.400	2	10	1	4	1	0	0	2	0	1	0-0	0	0	0	0	0
Gus Getz ph	1.000	1.000	1	1	1	0	0	0	0	0	0	0	0-0	0	0	0	0	0
Jimmy Johnstone rf	.222	.222	3	9	1	2	0	0	0	0	0	0	0-0	0	0	0	0	0
Otto Miller c	.250	.250	2	4	0	1	0	0	0	0	0	1	0-0	1	0	0	0	0
Fred Merkle 1b	.000	.200	2	3	0	0	0	0	0	1	1	0	0-0	0	1	0	0	0
Jim Hickman ph	.000	.000	1	1	0	0	0	0	0	0	0	0	0-0	0	0	0	0	0
Ollie O'Mara	∞	∞	1	0	0	0	0	0	0	0	0	0	0-0	0	0	0	0	0
Pitchers	.000	.000	4	8	1	0	0	0	0	0	2	2	0-0	0	0	0	0	1
Team	.203	.259	4	133	12	27	3	0	0	12	9	10	6-2	2	3	2	1	5

<u>Pitcher</u>	<u>W-L</u>	<u>ERA</u>	<u>G</u>	<u>GS</u>	<u>CG</u>	<u>Sh</u>	<u>Sv</u>	<u>IP</u>	<u>H</u>	<u>R-ER</u>	<u>HR</u>	<u>BB</u>	<u>SO</u>	<u>HB</u>	<u>WP</u>
Rube Marquard	2-0	0.00	2	2	2	2	0	18.0	5	0-0	0	2	4	0	0
Sherry Smith	1-0	.000	1	1	1	1	0	10.0	3	0-0	0	1	5	0	0
Jack Coombs	0-0	90.00	1	1	0	0	0	0.3	4	3-3	0	0	0	0	0
Duster Mails	1-0	0.00	1	0	0	0	0	2.0	2	1-0	0	0	0	0	0
Larry Cheney	0-0	0.00	1	0	0	0	0	4.7	0	0-0	0	1	0	1	1
Wheezer Dell	0-0	0.00	1	0	0	0	0	2.0	2	1-1	0	0	2	0	0
Nap Rucker	0-0	0.00	1	0	0	0	0	2.0	0	0-0	0	0	0	0	0
Team	4-0	0.69	8	4	3	3	0	39.0	17	5-4	0	4	11	1	1

1916 Boston Red Sox
1916 World Series 0-4 Brooklyn Robins

Player	Avg	OBP	G	AB	R	H	2b	3b	HR	RBI	BB	K	SB-CS	Sac	SF	HBP	DP	E
Pinch Thomas c	.143	.222	2	7	0	1	1	0	0	0	1	0	0-0	0	1	0	0	0
Dick Hoblitzell 1b	.250	.250	4	16	1	4	1	0	0	0	0	1	0-0	0	0	0	0	0
Hal Janvrin 2b	.000	.000	4	16	0	0	0	0	0	1	0	0	0-0	0	0	0	0	1
Everett Scott ss	.214	.267	4	14	0	3	2	0	0	2	1	0	0-0	0	0	0	1	0
Larry Gardner 3b	.067	.067	4	15	1	1	1	0	0	0	0	1	0-0	0	0	0	0	0
Duffy Lewis lf	.333	.333	4	15	0	5	1	0	0	2	0	0	0-0	1	0	0	1	0
Tilly Walker cf	.091	.091	3	11	0	1	1	0	0	0	0	1	0-0	0	0	0	0	0
Harry Hooper rf	.273	.308	3	11	0	3	2	0	0	1	1	0	0-0	0	1	0	0	0
Chick Shorten cf	.400	.400	1	5	2	2	0	0	0	0	0	0	0-0	0	0	0	0	0
Hick Cady c	.000	.000	1	2	0	0	0	0	0	0	0	0	0-0	0	0	0	0	0
Bill Carrigan c	.000	.000	3	4	0	0	0	0	0	0	0	0	0-0	0	0	0	0	0
Del Gainer ph	.000	.000	4	4	0	0	0	0	0	0	0	0	0-0	0	0	0	0	0
Mike McNally	∞	∞	2	0	0	0	0	0	0	0	0	0	1-0	0	0	0	0	0
Pitchers	125	.222	4	8	0	1	1	0	0	0	0	0	0-0	0	0	0	0	0
Team	.142	.164	4	134	8	19	8	1	0	5	4	7	1-0	2	2	0	3	4

<u>Pitcher</u>	<u>W-L</u>	<u>ERA</u>	<u>G</u>	<u>GS</u>	<u>CG</u>	<u>Sh</u>	<u>Sv</u>	<u>IP</u>	<u>H</u>	<u>R-ER</u>	<u>HR</u>	<u>BB</u>	<u>SO</u>	<u>HB</u>	<u>WP</u>
Babe Ruth	0-1	0.90	1	1	1	0	0	10.0	3	1-1	0	1	5	0	0
Ernie Shore	0-1	2.25	1	1	0	0	0	8.0	4	2-2	0	2	3	0	0
Dutch Leonard	0-1	4.50	1	1	0	0	0	8.0	7	4-4	0	2	2	0	1
Carl Mays	0-0	4.03	1	1	0	0	0	6.7	4	4-3	0	2	1	1	0
Vean Gregg	0-1	12.86	1	0	0	0	0	0.7	3	1-1	0	0	1	0	0
Rube Foster	0-0	2.09	2	0	0	0	0	4.3	2	1-1	0	1	2	1	0
Team	0-4	2.86	7	4	1	0	0	37.7	26	13-12	0	9	12	2	1

Brooklyn Robins 2, Boston Red Sox 0

Robins lefty Rube Marquard blanks Boston on four hits tense opener; Brooklyn takes 1-0 lead

Brooklyn scored a pair of runs in the sixth inning and **Rube Marquard was outstanding, fighting off early threats from Boston and going the distance** to take Game One at Braves Field, where the Series got underway to accommodate larger crowds.

The Red Sox put men on second and third in the first inning, but Dick Hoblitzell flied to right for the second out and RF Casey Stengel threw out Hal Janvrin at home to end the inning.

In the third, two errors by Brooklyn SS Ivy Olson put men on first and second with two out, but Marquard ended the threat by retiring Tilly Walker for the third out.

In the fourth, Hoblitzell led off with a double and moved to third on a sac by Duffy Lewis. The inning then ended abruptly when Larry Gardner lined out to 2b George Cutshaw, who then nailed Hoblitzell at third base for a double play to end the threat.

Marquard then retired the next 10 Red Sox batters in a row before giving up a walk to pinch hitter Mike McNally in the eighth. In the ninth, Hoblitzell singled with one out, but the next batter, Duffy Lewis, grounded into a double play to end the game

Veteran Ernie Shore did not allow a hit until the seventh inning, when things quickly changed. Zack Wheat singled and then stole second base. George Cutshaw followed with a single advancing Wheat to third and then stole second base himself. Shore then walked Mike Mowrey to load the bases and **Ivy Olson followed with a two-run single** that gave Marquard all the support he needed in his 2-0 win.

Brooklyn	AB	R	H	RBI	Boston	AB	R	H	RBI
Myers cf	3	0	0	0	Hooper rf	4	0	1	0
Daubert 1b	3	0	1	0	Janvrin 2b	4	0	0	0
Stengel rf	4	0	0	0	T. Walker cf	4	0	1	0
Wheat lf	4	1	1	0	Hoblitzell 1b	4	0	2	0
Cutshaw 2b	3	1	1	0	Lewis lf	3	0	0	0
Mowrey 3b	3	0	0	0	Gardner 3b	3	0	0	0
Olson ss	3	0	1	2	Scott ss	3	0	0	0
Meyers c	3	0	0	0	Cady c	2	0	0	0
Marquard p	3	0	0	0	Gainor ph	1	0	0	0
Total	29	2	4	2	Carrigan c	0	0	0	0
					Shore p	2	0	0	0
					McNally ph	0	0	0	0
					Total	33	0	4	0

Brooklyn 000 000 200 – 2


Boston 000 000 000 – 0

E – Olson 2. **LOB** – Brook 3,, Boston 4. **BB** – Myers, Daubert, Mowrey; McNally. **2B** –T. Walker, Hoblitzell. **SB** –Wheat, Cutshaw 2. HBP-Cutshaw (by Foster). **Sac** – Lewis. **GIDP** -Meyers, Lewis. **OF assist** – Stengel (threw out Janvrin at home in 1st inning).

Brooklyn	IP	H	R-ER	HR	BB	SO
Marquard W 1-0	9.0	4	0-0	0	1	3

Boston	IP	H	R-ER	HR	BB	SO
Shore L 0-1	8.0	4	2-2	0	3	1
Foster	1.0	0	0-0	0	0	0

HB-Foster (hit Cutshaw)



Robins SS **Ivy Olson** drove in both of Brooklyn's runs with a two-run single in the seventh.

World Series Game 2

Brooklyn 1, Boston 0 (10 innings)

Sherry Smith goes distance for Brooklyn to beat Babe Ruth; Robins take 2-0 lead

The Robins pitching continued to dominate in Game Two with southpaw Sherry Smith outdueling Babe Ruth in 10 innings by a 1-0 score.

Smith allowed only four hits and walked only one, but the Red Sox, despite a couple of threats, could not get a baserunner to third base.

Brooklyn, meanwhile, was at Ruth's mercy for the first nine innings, generating only a pair of singles and, like Boston, no one got as far as third base.

In the top of the 10th, Brooklyn's Jake Daubert worked Ruth for a leadoff walk. After stealing second, Daubert moved over to third on a sac by Hi Myers. Zack Wheat then flied to CF Tilly Walker, but it was deep enough to score Daubert to give Brooklyn a 1-0.

In the bottom of the tenth, Smith put the Red Sox batters away in order, completing the Robins second straight shutout win over Boston.

Brooklyn	<u>AB</u>	<u>R</u>	<u>H</u>	<u>RBI</u>	Boston	<u>AB</u>	<u>R</u>	<u>H</u>	<u>RBI</u>
J. Johnson rf	4	0	0	0	Hooper	4	0	0	0
Daubert 1b	3	1	1	0	Janvrin	4	0	0	0
Myers cf	3	0	0	0	T. Walker cf	4	0	1	0
Wheat lf	3	0	0	1	Hoblitzell 1b	4	0	0	0
Cutshaw 2b	4	0	1	0	Lewis lf	4	0	2	0
Mowrey 3b	4	0	0	0	Gardner 3b	4	0	0	0
Olson ss	3	0	1	0	Scott ss	4	0	1	0
O. Miller c	2	0	0	0	Thomas c	3	0	1	0
S. Smith	3	0	0	0	McNally pr	0	0	0	0
Total	29	2	4	2	Carrigan c	2	0	0	0
					Ruth p	3	0	0	0
					Total	35	0	4	0

Brooklyn 000 000 000 1 - 1

Boston 000 000 000 0 - 0

E – none. **LOB** – Brook 2, Boston 4. **BB** – Daubert; Ruth.. **2B** – Lewis, Thomas. **SB** – Daubert, Cutshaw; McNally. **Sac** – Myers, O. Miller; Hooper. **SF** – Wheat. **OF assist** – Stengel (threw out Janvrin at home in 1st inning).

<u>Brooklyn</u>	<u>IP</u>	<u>H</u>	<u>R-ER</u>	<u>HR</u>	<u>BB</u>	<u>SO</u>
S. Smith W 1-0	10.0	4	0-0	0	1	4

<u>Boston</u>	<u>IP</u>	<u>H</u>	<u>R-ER</u>	<u>HR</u>	<u>BB</u>	<u>SO</u>
Ruth L 0-1	10.0	3	1-1	0	1	5



Brooklyn 1b **Jake Daubert** scored the only run in Game Two, walking, stealing second and scoring on a sac fly.

World Series Game 3

Brooklyn 6, Boston 5 (11 innings)

Boston blow 4-0 lead as Robins come from behind for 6-5 win in extra innings; lead 3-0

Boston's bats, held scoreless in the first two games of the Series, finally came to life in Game Three, but their pitching, magnificent in the first two contests, fell apart in the late innings as Brooklyn overcame a 4-0 deficit to score a 6-5 win in 11 innings.

With Brooklyn making the puzzling choice of Jack Coombs as their starter for Game Three, the Red Sox went right to work on the righthander. In the top of the first, Harry Hooper led off the game with a triple and scoring the first Red Sox run of the Series when Hal Janvrin, flied deep to left field.

Chick Shorten, Dick Hoblitzell and Duffy Lewis then hit consecutive singles, scoring Shorten to make it 2-0. Brooklyn manager Wilbert Robinson then gave Coombs the quick hook, bringing in Larry Cheney, who, after retiring Larry Gardner, gave up a run-scoring double to Everett Scott to up the Red Sox lead to 3-0. In the sixth, the Red Sox tacked on another run when Larry Gardner tripled and scored on a double by Everett Scott to go ahead 4-0.

Red Sox starter Carl Mays, meanwhile, sailed through six innings, giving up four singles, but keeping Brooklyn in check. **Things began go south, however, in the seventh**, when Ivy Olson singled to open the inning, followed two batters later by a pinch-hit single by Gus Getz. Hi Myers followed with a double to score Olson and after Jake Daubert fanned, Casey Stengel hit a two-run double to cut Boston's lead to 4-3. The Robins then tied the score when Sox 2b Hal Janvrin booted a grounder by Zack Wheat, scoring Stengel from second and tying the game at 4-4. Rube Foster, on in relief for the shaken Mays, then retired George Cutshaw to end the nightmare inning for the Red Sox.

With Brooklyn going to their bullpen and bench in a frenzied effort to find a way to get the lead, Boston turned around and scored in the top of the 10th when LF Wheat made a three-base error on a fly by Chic Shorten, who scored on an RBI single by Duffy Lewis to **put Boston once again into the lead at 5-**

The Robins, however, tied it back up at 5-5 in the bottom of the 10th off Foster on singles by Wheat and Cutshaw, a wild pitch and a sac fly by Olson.

In the bottom of the 11th, Vean Gregg, on in relief for the Red Sox, retired the first two hitters. But Jake Daubert singled, followed by a single by Stengel and then another **single by Wheat, scoring Daubert from second to win the game 6-5 in a remarkable come-from-behind win for Brooklyn**



Robins RF **Casey Stengel** hit a key two-run double that pulled Brooklyn to within a run in the seventh inning.

Boston	<u>AB</u>	<u>R</u>	<u>H</u>	<u>RBI</u>	Brooklyn	<u>AB</u>	<u>R</u>	<u>H</u>	<u>RBI</u>
Hooper	6	1	1	0	Myers	5	1	1	1
Janvrin	4	0	0	1	Daubert 1b	6	1	1	0
Shorten cf	5	2	2	0	Stengel rf	6	1	4	2
Hoblitzell 1b	5	1	1	0	Wheat lf	6	1	2	1
Lewis lf	5	0	3	2	Cutshaw 2b	4	0	1	0
Gardner 3b	5	1	1	0	Mowrey 3b	5	0	0	0
Scott ss	4	0	2	1	Olson ss	3	1	1	1
Thomas c	4	0	0	0	O. Miller c	2	0	1	0
Mays p	3	0	0	0	O'Mara ph	1	0	0	0
Foster p	1	0	1	0	Meyers c	3	0	0	0
Gainor	1	0	0	0	Coombs p	0	0	0	0
Total	43	5	10	4	Cheney p	0	0	1	0
					Johnston ph	1	0	1	0
					Getz ph	1	1	1	0
					Merkle ph	0	0	0	0
					Hickman ph	1	0	0	0
					Total	38	6	13	5

Boston 300 001 000 10 - 5

Brooklyn 000 000 400 11 - 6

E - Janvrin; Olson, Wheat **LOB** - Boston 8, Brook 11. **BB** - Scott; Cheney, Merkle. **2B** - Scott 2, Foster; Myers, Stengel. 3b- Hooper, Gardner. **SB** - Cutshaw. **HBP** - Cutshaw (by Mays). **Sac** - Thomas; Myers. **SF** - Janvrin; Olson. **GIDP** - Scott.

<u>Boston</u>	<u>IP</u>	<u>H</u>	<u>R-ER</u>	<u>HR</u>	<u>BB</u>	<u>SO</u>
Mays	6.7	7	4-3	0	2	1
Foster	3.3	2	1-1	0	1	2
Gregg L 0-1	0.7	3	1-1	0	0	1

<u>Brooklyn</u>	<u>IP</u>	<u>H</u>	<u>R-ER</u>	<u>HR</u>	<u>BB</u>	<u>SO</u>
Coombs	0.3	4	3-3	0	0	0
Cheney	4.7	2	0-0	0	1	1
Dell	2.0	2	1-1	0	0	2
Rucker	2.0	2	0-0	0	0	0
Mails W 1-0	2.0	1	1-0	0	0	s

HB-Cutshaw (by Mays)

World Series Game 4

Brooklyn 4, Boston 0

Marquard once again shuts out Boston as Brooklyn makes quick work of Red Sox to sweep Series

Left Rube Marquard was at his best in the Series finale, throwing a one-hitter at the Red Sox to chalk up his second shutout of the Series and win the championship for Brooklyn.

Marquard retired the first 18 Red Sox batters in a row before an error by Ivy Olson broke up his perfect game. Three batters later, Dick Hoblitzell broke out the no-hit bid with a single, in what turned out to be the only Boston hit in the game. The only other Red Sox batter to get on base was Harry Hooper, who walked in the ninth, only to be erased by a double play that ended the inning and the Series.

Brooklyn went right to work on Boston's Dutch Leonard, scoring in the first on an **RBI double by Zack Wheat**. They added three more tallies in the fourth on a **two-run triple by Hi Myers**, who then scored on a sac fly by Fred Merkle to make it 4-0.

Myers went 4-4 for Boston with a double, triple and two singles, with two runs and two RBIs.

It was a memorable Series for Brooklyn's pitching staff, compiling three shutouts and allowing only five runs in the four games.

Boston	<u>AB</u>	<u>R</u>	<u>H</u>	<u>RBI</u>	Brooklyn	<u>AB</u>	<u>R</u>	<u>H</u>	<u>RBI</u>
Hooper	3	0	0	0	J. Johnston rf	4	1	1	0
Janvrin	4	0	0	0	Myers	4	2	4	2
T. Walker cf	3	0	0	0	Merkle 1b	3	0	0	1
Hoblitzell 1b	3	0	1	0	Wheat lf	4	0	2	1
Lewis lf	3	0	0	0	Cutshaw 2b	3	0	0	0
Gardner 3b	3	0	0	0	Mowrey 3b	3	0	0	0
Scott ss	3	0	0	0	Olson ss	2	0	0	0
Carrigan c	3	0	0	0	Meyers c	3	0	0	0
Leonard p	3	0	0	0	Marquard	2	1	0	0
Gainor ph	1	0	0	0	Total	29	4	7	4
Total	28	0	1	0					

Boston 000 000 000 - 0

Brooklyn 103 000 000 - 4

E – Marquard. **LOB** – Boston 2, Brook 3. **BB** – Hooper; Olson, Marquard. **2B** – Myers, Wheat. **3b**– Myers. **CS** –Myers, Wheat. **SF** – Merkle. **GIDP** -Janvrin.

<u>Boston</u>	<u>IP</u>	<u>H</u>	<u>R-ER</u>	<u>HR</u>	<u>BB</u>	<u>SO</u>
Leonard L 0-1	8.0	7	4-4	0	2	2

<u>Brooklyn</u>	<u>IP</u>	<u>H</u>	<u>R-ER</u>	<u>HR</u>	<u>BB</u>	<u>SO</u>
Marquard W 2-0	9.0	1	0-0	0	1	0



Rube Marquard was almost untouchable as he blanked Boston for the second time to clinch the World Series for the Robins.