


1945



Whitey Kurowski, Buffalo Chargers



Hal Newhouser, Columbus Cougars

Introduction

With the end of the Second World War, baseball prepared to return to normal. Most of the stars didn't make it back to the majors in time to play during the summer of 1945; meanwhile, the league soldiered on, with many players performing at their peak.

There was one dominant team: the Indianapolis club, which led the Southern Division all season, posting identical 22-9 half seasons, setting a league record with 44 total wins. While they had neither the top hitter nor the top pitcher, they had a great top three in Stirnweiss, Elliott and Holmes, and good performers up and down the lineup and solid pitching, especially in the second half, finding ways to win more than 70 percent of their regular season games.

The North was much closer. St. Paul had a chance to put it away as the season drew close to its end, but stumbled down the stretch, and was only saved from an end-of-season sweep by an Allie Reynolds shutout. Providence was swept, and Omaha's three of four wasn't quite enough to catch them.

Despite regular-season dominance, Indianapolis had a bumpy ride early in the World Series, splitting two close games at home and losing Game 3 when Glenn Gardner gave up a triple to Johnny Hopp in the 8th; but they won the next three, scoring the last run on a 13th-inning sac fly by Andy Pafko to secure the championship. It was a season Indy fans won't soon forget.

Another disappointing season for the Martinsburg club ended at home, with almost no fans in the stands; word had already reached them and the baseball press that the ownership group had sold the team to new entrepreneurs from Raleigh, who hired retiring catcher and Carolina native Rick Ferrell to pilot the team.

1946 will be a whole new ballgame.

Walter
September, 2023

Table of Contents

Teams and Leaders	4
Final Standings	5
The Teams	
Buffalo Chargers	6
Columbus Cougars	7
Fargo Phantoms	8
Fort Smith Rangers	9
Indianapolis Aces	10
Louisville Colonels	11
Martinsburg Mountaineers	12
Omaha Comets	13
Providence Grays	14
St. Paul Saints	15
Retiring in 1945	16
It's A Wrap	17
All-Star Game	18
Stars	19
End of an Era	20
Managers and Ballparks	21
The World Series: Indianapolis vs. St. Paul	22
Teams	Back Cover

Teams and Leaders

	G	AB	R	H	RBI	2B	3B	HR	BB	K	IBB	SB	CS	SAC	SF	HBP	DP	E	PB	BA	SA	OBP
INDIANAPOLIS ACES	62	2186	321	605	303	132	35	28	190	248	4	15	7	16	21	5	29	35	0	.277	.408	.336
MARTINSBURG MTRS.	62	2145	246	556	236	92	30	15	187	305	0	7	10	19	23	12	56	51	1	.259	.351	.322
COLUMBUS COUGARS	62	2199	244	563	233	107	11	27	179	268	0	16	4	19	26	5	34	47	2	.256	.352	.313
BUFFALO CHARGERS	62	2146	265	534	249	119	13	51	241	327	0	14	4	15	20	5	57	40	3	.249	.388	.326
ST. PAUL SAINTS	62	2149	234	523	227	103	18	36	195	275	1	31	10	32	17	3	35	32	3	.243	.358	.307
PROVIDENCE GRAYS	62	2076	236	500	221	95	14	15	237	324	1	20	6	24	17	4	38	39	0	.241	.322	.320
OMAHA COMETS	62	2142	250	508	240	101	14	29	240	400	0	10	3	22	19	12	46	45	2	.237	.338	.317
FT. SMITH RANGERS	62	2129	203	504	188	86	24	22	188	319	2	12	5	16	16	9	50	27	3	.237	.331	.301
FARGO PHANTOMS	62	2077	213	485	201	98	17	25	200	358	2	14	10	32	18	3	42	33	2	.234	.333	.302
LOUISVILLE COLONELS	62	2129	240	492	227	87	26	32	216	321	1	10	3	15	21	5	51	34	1	.231	.341	.303
TOTALS	620	21378	2452	5270	2325	1020	202	280	2073	3145	11	149	62	210	198	63	438	383	17	.247	.352	.315

	G	GS	CG	ShO	W	L	S	IP	H	R	ER	HR	BB	K	IBB	WP	BK	HB	ERA
COLUMBUS COUGARS	62	62	20	7	33	29	15	574.3	506	216	191	26	168	452	0	3	0	3	2.99
PROVIDENCE GRAYS	62	62	18	6	32	30	17	551.0	466	218	196	24	176	271	1	5	0	8	3.20
OMAHA COMETS	62	62	15	8	33	29	16	573.7	539	236	210	25	210	292	5	6	0	5	3.29
ST. PAUL SAINTS	62	62	12	4	34	28	19	568.0	500	227	211	27	222	266	0	6	0	8	3.34
INDIANAPOLIS ACES	62	62	13	5	44	18	25	561.7	508	224	210	31	222	312	1	3	0	4	3.36
MARTINSBURG MTRS.	62	62	7	4	27	35	20	555.7	547	257	224	21	203	305	0	2	0	8	3.63
FARGO PHANTOMS	62	62	15	4	27	35	12	552.7	524	251	237	40	180	377	1	3	0	11	3.86
FT. SMITH RANGERS	62	62	9	4	22	40	16	559.3	578	254	244	33	186	328	0	3	0	5	3.93
LOUISVILLE COLONELS	62	62	12	3	28	34	12	564.7	545	276	263	28	241	259	1	4	0	4	4.19
BUFFALO CHARGERS	62	62	14	8	30	32	15	567.0	557	293	264	25	265	283	2	4	0	7	4.19
TOTALS	620	620	135	53	310	310	167	5628.0	5270	2452	2250	280	2073	3145	11	39	0	63	3.60

Batting Average	Cavaretta, MAR .357; Pafko, IND .328; D. Walker, MAR .326; Kurowski, BUF .326; Holmes, IND .320
Slugging Average	Kurowski, BUF .593; Ott, LOU .529; Galan, BUF .512; Pafko, INS .502; Holmes, IND .500
On Base Percentage	Cavaretta, MAR .439; Galan, BUF .433; Ott, LOU .403; D. Walker, MAR .401; Sanders, OMA .392
Sacrifices	Newsom, FAR 11; Strincevich, STP 8; Wolff, PRO 7
Sacrifice Flies	McQuinn, COL 8; Schalk, FSM 5; Seerey, FAR 5
Doubles	Holmes, IND 24; Galan, BUF 21; Moses, FSM 18; Newsome, IND 18; Masi, PRO 18
Triples	Stirnweiss, IND 10; Pafko, IND 10; Moses, FSM 8; D. Walker, MAR 6; B. Johnson, FSM 6
Home Runs	Kurowski, BUF 14; Stephens, FSM 10; Ott, LOU 9; Heath, STP 8
Walks	Galan, BUF 44; Stanky, BUF 42; Cullenbine, OMA 41; Stirnweiss, IND 34
Strikeouts	Seerey, FAR 52; DiMaggio, OMA 48; Stephens, FSM 47; Gillenwater, PRO 44; Myatt, OMA 43
Runs	Stirnweiss, IND 50; Elliott, IND 46; Holmes, IND 46; Galan, BUF 45; D. Walker, MAR 42
Hit By Pitch	Crosetti, MAR 7; Reyes, OMA 5; B. Johnson, FSM 3
RBI	McCormick, IND 47; Holmes, IND 46; Ott, LOU 44; Stephens, FSM 39; Elliott, IND 39
Stolen Bases	Hack, PRO 10; Hopp, STP 9; Myatt, OMA 6; Kerr, STP 6; Case, PRO 6
Double Plays	Crosetti, MAR 16; Stanky, BUF 12; Merullo, OMA 9
Winning Percentage	Bowman, OMA (7-2) .778; Ferriss, OMA (7-2) .778; Newhouser, COL (10-3) .769
ERA	Ferriss, OMA 1.38; Leonard, COL 1.78; Roe, FAR 2.13; Newhouser, COL 2.19; Bowman, OMA 2.35
Innings Pitched	Newhouser, COL 123.3; Leonard, COL 111.0; Newsom, FAR 105.0; Wyse, PRO 104.0; Roe, FAR 101.3
Walks Allowed	Gregg, MAR 76; Mungo, COL 49; Donnelly, BUF 46; Newsom, FAR 40; Reynolds, STP 40
Strikeouts	Newhouser, COL 173; Leonard, COL 123; Roe, FAR 107; Gregg, MAR 102; Branca, IND 93
Complete Games	Newhouser, COL 10; Roe, FAR 7; Trout, LOU 7
Shutouts	Brecheen, IND 4; Dubiel, IND 3
Saves	Embree, IND 12; Page, OMA 11; Jurisich, COL 11; Berry, STP 9; F. Barrett, PRO 9

Final Standings

NORTHERN DIVISION

	W-L	Pct	GB	1H	2H
St. Paul	34-28	.548	—	17-14	17-14
Omaha	33-29	.532	1	13-18	20-11
Providence	32-30	.516	2	16-15	16-15
Buffalo	30-32	.484	4	17-14	13-18
Fargo	27-35	.435	7	12-19	15-16

SOUTHERN DIVISION

	W-L	Pct	GB	1H	2H
Indianapolis	44-18	.710	—	22-9	22-9
Columbus	33-29	.532	11	19-12	14-17
Louisville	28-34	.452	16	13-18	15-16
Martinsburg	27-35	.435	17	13-18	14-17
Fort Smith	22-40	.355	22	13-18	9-22

WORLD SERIES

Indianapolis defeated St. Paul, 4 games to 2

AWARDS

MVP: Whitey Kurowski, Buffalo
Cy Young: Hal Newhouser, Columbus
Fireman: Red Embree, Indianapolis

Buffalo Chargers



Even with the loss of pitchers Howie Pollet and George Munger and secondbaseman Bobby Doerr to wartime service, there was some hope in Buffalo. Eddie Stanky stepped in at the keystone, Whitey Kurowski continued to hit, and Boom-Boom Beck became the closer. Augie Galan was on fire in the first half, hitting .372 and slugging .574. The club was tied for first in the Northern Division at the break with a respectable 17-14 record.

Then it all seemed to fall apart. Galan cooled off; Bob Muncrief as the part time closer was largely ineffective, and despite leading the league in homers (led by Kurowski's 14), they simply didn't have reliable and effective pitching. After the first half, 30-32 was a big disappointment. Charger management hopes that a big commitment to pitching in 1946 will give them a path to a pennant.

	G	AB	R	H	RBI	2B	3B	HR	BB	K	IBB	SB	CS	SAC	SF	HBP	DP	E	PB	BA	SA	OBP
Antonelli, John	27	50	3	9	7	3	0	0	5	10	0	0	0	0	0	0	2	1	0	.180	.240	.255
Galan, Augie	60	217	45	69	27	21	3	5	44	30	0	3	2	0	2	0	2	2	0	.318	.512	.433
Gardella, Dan	32	109	13	33	18	3	0	5	7	11	0	0	0	0	3	1	4	4	0	.303	.468	.350
Greenberg, Hank	31	112	14	29	15	8	1	4	22	20	0	0	0	0	0	0	5	2	0	.259	.455	.381
Guerra, Mike	5	12	0	1	1	0	0	0	2	4	0	0	0	0	1	0	0	1	0	.083	.083	.214
Hausmann, George	16	49	5	14	2	0	1	0	4	4	0	0	0	0	1	0	1	2	0	.286	.327	.340
Kurowski, Whitey	53	221	37	72	38	15	1	14	17	25	0	2	0	0	4	1	3	1	0	.326	.593	.377
Layne, Hilly	5	13	2	3	1	0	0	0	2	1	0	0	0	0	0	0	0	0	0	.231	.231	.333
Lockman, Whitey	16	56	6	18	9	6	0	1	2	8	0	0	0	0	0	1	2	0	0	.321	.482	.356
Metheny, Bud	13	36	2	7	2	0	0	0	3	1	0	1	0	0	0	1	1	0	0	.194	.194	.275
Miller, Eddie	46	176	17	39	18	17	0	3	6	25	0	0	0	0	1	0	6	7	0	.222	.369	.247
Peck, Hal	35	124	20	28	11	5	3	3	11	20	0	3	0	0	1	0	1	0	0	.226	.387	.289
Rucker, Johnny	37	138	21	35	9	7	1	2	9	21	0	3	1	0	2	0	1	3	0	.254	.362	.299
Salkeld, Bill	36	122	17	30	20	6	1	5	26	13	0	0	0	0	0	0	3	3	0	.246	.434	.378
Schemer, Mike	1	0	0	0	0	0	0	0	0	0	0	1	0	0	0	0	0	0	0	.000	.000	.000
Siebert, Dick	50	202	21	54	34	10	0	3	15	28	0	0	0	0	2	0	4	2	0	.267	.361	.318
Stanky, Eddie	61	212	15	38	16	13	0	1	42	25	0	1	0	2	1	12	6	0	0	.179	.255	.318
Tresh, Mike	25	85	14	21	6	2	0	1	11	10	0	0	0	0	0	0	1	1	3	.247	.306	.333
York, Rudy	37	64	7	14	5	2	0	3	6	14	0	0	0	0	0	0	4	0	0	.219	.391	.286

Beck, Boom-Boom	15	9	0	2	0	0	0	0	0	5	0	0	0	1	0	0	0	0	0	.222	.222	.222
Buker, Cy	20	2	0	1	0	0	0	0	0	0	0	0	0	0	0	0	0	0	0	.500	.500	.500
Christopher, Russ	12	30	1	6	7	0	1	1	2	15	0	0	0	1	1	0	0	1	0	.200	.367	.250
Donnelly, Blix	10	18	0	1	0	0	0	0	1	5	0	0	0	6	0	0	0	1	0	.056	.056	.105
Heflin, Randy	20	17	1	4	0	0	0	0	0	5	0	0	0	2	0	0	0	0	0	.235	.235	.235
Kennedy, Vern	14	18	0	0	0	0	0	0	0	10	0	0	0	1	0	0	1	1	0	.000	.000	.000
Muncrief, Bob	18	14	0	1	1	0	1	0	0	2	0	0	0	1	0	0	1	0	0	.071	.214	.071
Niggeling, Johnny	10	22	3	2	0	1	0	0	2	8	0	0	0	1	0	0	3	0	0	.091	.136	.167
Papish, Frank	20	2	0	1	0	0	0	0	0	1	0	0	0	0	0	0	0	2	0	.500	.500	.500
Sewell, Rip	17	16	1	2	2	0	0	0	2	6	0	1	0	2	0	0	0	0	0	.125	.125	.222

	G	GS	CG	ShO	W	L	S	IP	H	R	ER	HR	BB	K	IBB	WP	BK	HB	ERA
Beck, Boom-Boom	15	3	2	0	3	0	6	42.3	27	8	6	0	7	16	0	0	0	0	1.28
Buker, Cy	20	0	0	0	1	1	2	29.3	22	10	8	1	12	27	0	0	0	1	2.45
Christopher, Russ	12	11	4	2	4	4	0	88.3	77	39	39	5	28	30	1	0	0	1	3.97
Donnelly, Blix	10	10	2	1	5	5	0	66.0	68	36	29	2	46	30	0	1	0	0	3.95
Heflin, Randy	20	6	1	1	3	3	0	65.7	58	30	28	4	36	30	0	1	0	0	3.84
Kennedy, Vern	14	9	0	0	3	4	0	61.0	83	50	44	4	32	24	0	0	0	3	6.49
Muncrief, Bob	18	6	2	2	4	6	5	52.3	55	34	33	4	23	29	0	0	0	1	5.68
Niggeling, Johnny	10	10	3	2	4	4	0	68.3	64	33	31	1	31	50	0	1	0	0	4.08
Papish, Frank	20	0	0	0	1	2	1	28.0	27	13	9	0	16	22	1	0	0	0	2.89
Sewell, Rip	17	7	0	0	2	3	1	65.7	76	40	37	4	34	25	0	1	0	1	5.07

Columbus Cougars



After the end-of-season collapse, Columbus was committed to a race for the championship in 1945. With player-manager Boudreau unavailable for roughly half the season, and other players having playing restrictions, the club still managed to go 19-12 in the first half – and found themselves three games behind Indianapolis.

Still, they played their hearts out. Al Jurisich saved 11 games, never without frightening fans and manager; and Hal Newhouser broke the season strikeout record with 173 in 123 innings, going 10-3, 2.19 en route to a Cy Young Award. They were among the better teams in the league, but a long way from good enough to get back to the World Series. This coming year they should be competitive again; but how long will fans have to wait?

	G	AB	R	H	RBI	2B	3B	HR	BB	K	IBB	SB	CS	SAC	SF	HBP	DP	E	PB	BA	SA	OBP
Adams, Buster	41	123	20	36	15	6	0	1	10	24	0	2	0	0	3	0	2	3	0	.293	.366	.346
Barrett, Johnny	42	153	20	27	13	7	1	3	26	30	0	3	2	1	0	0	0	6	0	.176	.294	.296
Borom, Red	14	42	1	6	4	0	0	0	2	9	0	0	0	0	1	0	2	1	0	.143	.143	.182
Boudreau, Lou	39	168	18	53	18	9	1	2	7	8	0	0	0	0	1	0	1	1	0	.315	.417	.343
Clay, Dain	31	89	7	16	6	3	0	0	5	15	0	2	0	0	2	0	0	1	0	.180	.213	.223
Cramer, Doc	27	85	10	26	6	3	0	1	3	7	0	1	0	1	0	2	0	1	0	.306	.376	.344
Hockett, Oris	30	101	11	25	10	6	0	1	4	8	0	2	1	0	3	1	3	4	0	.248	.337	.283
Kell, George	62	252	26	62	24	16	0	1	24	20	0	0	0	0	0	0	3	3	0	.246	.321	.312
Lowrey, Peanuts	59	248	25	63	19	8	1	2	16	21	0	5	1	0	1	1	6	5	0	.254	.319	.302
McQuinn, George	56	215	30	60	37	11	1	4	25	27	0	1	0	0	8	0	1	0	0	.279	.395	.354
Meyer, Dutch	55	202	29	60	18	15	2	3	23	18	0	0	0	1	0	1	4	8	0	.297	.436	.372
Robinson, Aaron	20	80	8	22	14	3	2	4	8	13	0	0	0	0	1	0	2	2	1	.275	.513	.341
Rosar, Buddy	27	89	7	20	9	3	0	0	6	8	0	0	0	0	1	0	1	0	0	.225	.258	.274
Sandlock, Mike	22	77	9	27	15	8	1	2	3	12	0	0	0	0	1	0	1	1	1	.351	.558	.375
Sauer, Hank	11	37	6	9	7	0	0	3	1	5	0	0	0	0	0	0	0	0	0	.243	.486	.263
Torres, Gil	22	73	5	14	3	1	0	0	2	9	0	0	0	0	1	0	4	6	0	.192	.205	.213
Williams, Dee	6	11	0	4	0	1	1	0	0	2	0	0	0	0	0	0	0	0	0	.364	.636	.364

Adams, Ace	19	0	0	0	0	0	0	0	1	0	0	0	0	0	0	0	0	0	0	.000	.000	.000
Bevens, Bill	5	3	0	0	0	0	0	0	2	0	0	0	0	0	0	0	0	0	0	.000	.000	.000
Butcher, Max	10	18	3	3	1	0	0	0	2	2	0	0	0	2	1	0	0	0	0	.167	.167	.250
Chandler, Spud	1	0	0	0	0	0	0	0	0	0	0	0	0	0	0	0	0	0	0	.000	.000	.000
Fox, Howie	7	0	0	0	0	0	0	0	0	0	0	0	0	0	0	0	0	0	0	.000	.000	.000
Gassaway, Charlie	10	0	0	0	0	0	0	0	0	0	0	0	0	0	0	0	0	0	0	.000	.000	.000
Jurisich, Al	13	1	0	0	0	0	0	0	0	0	0	0	0	1	0	0	0	0	0	.000	.000	.000
King, Clyde	7	0	0	0	0	0	0	0	0	0	0	0	0	0	0	0	0	0	0	.000	.000	.000
Leonard, Dutch	12	37	1	8	4	2	0	0	1	5	0	0	0	6	1	0	3	0	0	.216	.270	.237
Logan, Bob	10	22	3	5	4	1	0	0	3	8	0	0	0	3	0	0	0	1	0	.227	.273	.320
Miller, John	9	0	0	0	0	0	0	0	0	0	0	0	0	0	0	0	0	0	0	.000	.000	.000
Mungo, Van Lingle	14	25	0	2	1	1	0	0	2	5	0	0	0	4	1	0	1	2	0	.080	.120	.148
Newhouser, Hal	14	48	5	15	5	3	1	0	5	10	0	0	0	0	0	0	0	2	0	.313	.417	.377

	G	GS	CG	ShO	W	L	S	IP	H	R	ER	HR	BB	K	IBB	WP	BK	HB	ERA
Adams, Ace	20	0	0	0	0	1	2	28.0	25	11	10	3	6	12	0	0	0	0	3.21
Bevens, Bill	5	2	0	0	0	3	0	14.0	15	11	11	2	6	4	0	0	0	0	7.07
Butcher, Max	10	10	2	0	4	5	0	68.7	70	31	29	4	23	19	0	0	0	0	3.80
Chandler, Spud	1	0	0	0	0	0	0	1.0	4	4	4	2	0	0	0	0	0	0	36.00
Fox, Howie	8	0	0	0	1	0	1	10.0	6	3	2	1	1	6	0	0	0	0	1.80
Gassaway, Charlie	10	0	0	0	0	1	0	14.3	16	10	8	1	3	9	0	0	0	0	5.02
Jurisich, Al	16	0	0	0	1	0	11	17.0	7	1	1	0	8	12	0	0	0	0	0.53
King, Clyde	7	0	0	0	0	0	0	7.7	9	3	3	0	6	3	0	0	0	0	3.52
Leonard, Dutch	12	12	6	1	7	4	0	111.0	88	27	22	3	17	123	0	0	0	1	1.78
Logan, Bob	10	10	0	0	4	3	0	67.7	83	41	36	4	14	17	0	1	0	2	4.79
Miller, John	10	0	0	0	3	1	1	13.0	10	3	3	1	1	3	0	1	0	0	2.08
Mungo, Van Lingle	14	14	2	1	3	8	0	98.7	92	41	32	2	49	71	0	1	0	0	2.92
Newhouser, Hal	14	14	10	5	10	3	0	123.3	81	30	30	3	34	173	0	0	0	0	2.19

Fargo Phantoms



It was a long season up in the Badlands. The rotation was adequate, pitching deep into games, and Bob Feller was back from the War to serve as closer (8 saves, 40 Ks in 23 innings), but the offense was largely missing in action. Other than Pat Seerey (6 HR) and Charlie Keller in extremely limited duty (4 HR), the team didn't have much punch. The second half (15-16) was better than the first half (12-19) but they were eliminated early.

They've made a big play already for 1946: drafting Phil Rizzuto has led to the trade of star shortstop Marty Marion to champion Indianapolis, bringing Harry Brecheen to the Fargo rotation. The draft has benefitted the team greatly, but can it get them into contention?

	G	AB	R	H	RBI	2B	3B	HR	BB	K	IBB	SB	CS	SAC	SF	HBP	DP	E	PB	BA	SA	OBP
Bergamo, Augie	20	48	4	20	5	1	0	0	6	6	0	0	0	0	0	0	0	0	0	.417	.438	.481
Binks, Joe	37	119	7	22	5	3	0	1	4	21	0	0	0	0	0	0	1	2	0	.185	.235	.211
Ferrell, Rick	27	85	6	23	9	4	0	1	14	11	0	0	0	0	0	1	4	0	1	.271	.353	.380
Gutteridge, Don	27	67	11	21	7	0	1	1	6	12	0	2	1	3	0	0	1	0	0	.313	.388	.370
Johnson, Pep	56	231	15	52	19	9	1	1	10	37	0	4	4	2	2	0	1	6	0	.225	.286	.257
Keller, Charlie	21	65	15	17	9	4	2	4	11	11	0	0	0	0	0	1	1	1	0	.262	.569	.377
Kreevich, Mike	51	199	24	37	10	8	0	1	18	26	0	2	3	1	2	0	1	2	0	.186	.241	.253
Kuhel, Joe	48	153	25	35	9	8	5	1	24	23	1	1	0	0	1	0	5	1	0	.229	.366	.333
Marion, Marty	49	183	19	37	21	11	3	1	15	27	0	1	1	0	4	0	3	3	0	.202	.311	.263
Medwick, Joe	36	132	13	37	17	16	0	2	8	12	0	2	0	0	1	0	1	1	0	.280	.447	.321
Richards, Paul	24	84	8	26	10	5	0	0	9	13	0	0	0	1	1	0	2	1	0	.310	.369	.376
Ross, Don	26	81	8	22	10	5	0	0	13	10	0	0	0	0	0	0	5	2	0	.272	.333	.372
Schulte, Len	28	79	4	15	8	2	0	0	2	13	0	0	0	1	1	0	2	2	0	.190	.215	.210
Seerey, Pat	47	155	19	28	26	6	1	6	29	52	0	1	0	0	5	0	6	6	0	.181	.348	.310
Unser, Del	16	48	7	12	5	1	4	0	2	6	0	0	0	0	1	0	1	0	1	.250	.438	.280
Weintraub, Phil	22	72	11	21	5	5	0	2	9	6	0	0	0	0	0	0	2	1	0	.292	.444	.370
Workman, Chuck	42	150	14	34	14	4	0	3	13	33	1	1	1	0	0	1	2	3	0	.227	.313	.293

Barrett, Red	15	24	0	5	1	2	0	0	0	7	0	0	0	6	0	0	1	0	0	.208	.292	.208
Cooper, Mort	6	12	0	4	2	0	0	0	2	3	0	0	0	2	0	0	1	1	0	.333	.333	.429
Creel, Jack	11	0	0	0	0	0	0	0	0	0	0	0	0	0	0	0	0	0	0	.000	.000	.000
Feller, Bob	17	1	0	0	0	0	0	0	0	1	0	0	0	0	0	0	0	0	0	.000	.000	.000
Gettel, Al	8	3	0	0	0	0	0	0	1	1	0	0	0	0	0	0	0	0	0	.000	.000	.250
Haefner, Mickey	18	0	0	0	0	0	0	0	0	0	0	0	0	0	0	0	1	0	0	.000	.000	.000
Hollingsworth, Al	8	15	1	6	7	1	0	1	1	1	0	0	0	1	0	0	0	0	0	.400	.667	.438
Jones, Earl	11	0	0	0	0	0	0	0	0	0	0	0	0	0	0	0	0	0	0	.000	.000	.000
Newsom, Bobo	14	28	1	4	0	0	0	0	0	10	0	0	0	11	0	0	1	0	0	.143	.143	.143
Roe, Preacher	12	34	0	5	2	2	0	0	3	13	0	0	0	3	0	0	0	0	0	.147	.206	.216
Schanz, Charley	4	0	0	0	0	0	0	0	0	0	0	0	0	0	0	0	0	0	0	.000	.000	.000
Wilson, Jim	14	9	1	2	0	1	0	0	0	3	0	0	0	1	0	0	1	0	0	.222	.333	.222
Zoldak, Sam	6	0	0	0	0	0	0	0	0	0	0	0	0	0	0	0	0	0	0	.000	.000	.000

	G	GS	CG	ShO	W	L	S	IP	H	R	ER	HR	BB	K	IBB	WP	BK	HB	ERA
Barrett, Red	16	14	1	1	3	9	0	101.0	107	52	49	18	16	29	0	0	0	1	4.37
Cooper, Mort	6	6	3	3	3	2	0	44.7	29	12	11	1	16	62	0	0	0	1	2.22
Creel, Jack	11	0	0	0	1	1	1	12.7	15	13	13	1	8	9	0	0	0	2	9.24
Feller, Bob	17	0	0	0	1	1	8	23.3	15	6	6	1	11	40	0	0	0	0	2.31
Gettel, Al	8	2	0	0	1	3	1	21.0	26	10	8	1	7	6	0	0	0	0	3.43
Haefner, Mickey	18	0	0	0	1	0	1	28.3	30	18	17	2	7	5	0	0	0	2	5.40
Hollingsworth, Al	8	8	0	0	3	2	0	44.7	57	32	30	3	22	26	0	0	0	0	6.04
Jones, Earl	11	0	0	0	0	0	0	10.0	9	3	3	0	8	9	0	0	0	0	2.70
Newsom, Bobo	14	14	4	0	7	6	0	105.0	95	40	39	6	40	65	0	2	0	0	3.34
Roe, Preacher	12	12	7	0	6	5	0	101.3	78	26	24	2	19	107	1	1	0	1	2.13
Schanz, Charley	4	0	0	0	0	0	0	5.7	9	4	4	0	0	5	0	0	0	1	6.35
Wilson, Jim	14	6	0	0	1	6	0	46.0	52	34	32	6	24	11	0	0	0	3	6.26
Zoldak, Sam	6	0	0	0	0	0	1	9.0	2	1	1	1	2	3	0	0	0	0	1.00

Fort Smith Rangers



There was simply no good news for Fort Smith in 1945, making the division championship and World Series appearance feel like a century ago. There were problems on both sides of the ball: Bob Johnson drifted down to .214, Vern Stephens hit 10 homers but only .236; rookie Al Gionfriddo hit only .238. Wally Moses was a bright spot with 18 doubles, 8 triples and a .324 average, but he was stranded many times. Nelson Potter led the rotation (6-6, 3.49), by the majority of starts were not competent. Sal Maglie (0-5, 6.14) was a major disappointment, and former Cy Young recipient Jesse Flores turned in a 1-8, 5.29 line.

The addition of Ted Williams and Johnny Mize should pep things up considerably. With a new manager at the helm – retired outfielder Bob Johnson – there might be some life down in Fort Smith.

	G	AB	R	H	RBI	2B	3B	HR	BB	K	IBB	SB	CS	SAC	SF	HBP	DP	E	PB	BA	SA	OBP
Christman, Mark	31	123	9	28	9	4	2	0	7	18	0	0	0	0	0	1	1	1	0	.228	.293	.275
Etten, Nick	52	177	18	40	15	4	0	2	26	17	0	0	0	1	1	2	1	1	0	.226	.282	.332
Fox, Pete	13	18	1	5	0	1	0	0	0	1	0	0	0	0	0	1	0	0	0	.278	.333	.316
Gionfriddo, Al	46	172	18	41	23	9	4	2	24	19	0	4	1	0	4	0	5	2	0	.238	.372	.332
Gray, Pete	22	33	2	8	1	1	1	0	1	3	0	0	0	0	0	0	0	1	0	.242	.333	.265
Hughes, Roy	25	91	5	20	5	4	0	0	7	15	0	1	0	0	0	1	1	4	0	.220	.264	.283
Johnson, Bob	59	224	21	48	23	5	6	3	21	34	0	3	0	0	1	3	8	3	0	.214	.330	.290
Mallory, Jim	17	19	2	4	1	2	0	0	1	1	0	0	0	0	0	0	0	0	0	.211	.316	.250
Milosevich, Mike	11	34	4	11	1	2	0	0	1	8	0	0	0	0	0	0	1	2	0	.324	.382	.343
Moses, Wally	62	252	37	76	18	18	8	0	26	32	0	2	4	3	1	0	4	0	0	.302	.437	.367
Rocco, Mike	27	69	12	17	6	6	0	0	9	10	1	0	0	0	1	0	1	0	0	.246	.333	.333
Schalk, Ray	55	209	11	39	11	3	0	0	9	20	0	0	0	0	5	0	8	7	0	.187	.201	.220
Seminick, Andy	32	118	14	36	15	8	1	5	10	24	0	0	0	0	1	0	5	0	1	.305	.517	.359
Stainback, Tuck	26	70	8	16	4	3	1	0	3	14	0	0	0	0	0	0	0	0	0	.229	.300	.260
Stephens, Vern	62	246	28	58	40	9	1	10	21	47	0	0	0	0	2	0	6	5	0	.236	.402	.296
Swift, Bob	31	111	6	19	5	3	0	0	11	16	0	0	0	0	0	0	3	0	2	.171	.198	.246
Williams, Woody	11	28	1	7	1	0	0	0	3	6	1	1	0	0	0	0	3	0	0	.250	.250	.323

Bagby, Jim	9	1	0	0	0	0	0	0	0	0	0	0	0	0	0	0	0	0	0	.000	.000	.000
Brewer, Jack	14	0	0	0	0	0	0	0	0	0	0	0	0	0	0	0	0	0	0	.000	.000	.000
Center, Pete	14	0	0	0	0	0	0	0	0	0	0	0	0	0	0	0	0	0	0	.000	.000	.000
Donald, Atley	11	0	0	0	0	0	0	0	0	0	0	0	0	0	0	0	0	0	0	.000	.000	.000
Feldman, Harry	11	25	0	2	1	0	0	0	0	7	0	0	0	3	0	0	1	0	0	.080	.080	.080
Flores, Jesse	10	19	0	0	0	0	0	0	2	7	0	0	0	1	0	0	1	0	0	.000	.000	.095
Gerheuser, Al	15	0	0	0	0	0	0	0	0	0	0	0	0	0	0	0	0	0	0	.000	.000	.000
Lombardi, Vic	15	20	2	7	2	2	0	0	1	5	0	1	0	2	0	0	0	0	0	.350	.450	.381
Maglie, Sal	13	7	0	2	0	1	0	0	1	3	0	0	0	1	0	0	0	0	0	.286	.429	.375
Mauney, Dick	7	14	0	1	0	0	0	0	0	3	0	0	0	1	0	1	0	1	0	.071	.071	.133
Potter, Nelson	13	35	1	13	7	1	0	0	0	6	0	0	0	2	0	0	1	0	0	.371	.400	.371
Prim, Ray	17	14	3	6	0	0	0	0	4	3	0	0	0	2	0	0	0	0	0	.429	.429	.556

	G	GS	CG	ShO	W	L	S	IP	H	R	ER	HR	BB	K	IBB	WP	BK	HB	ERA
Bagby, Jim	9	0	0	0	0	1	1	15.7	18	8	8	1	8	2	0	0	0	0	4.60
Brewer, Jack	15	0	0	0	2	1	0	23.7	22	9	8	2	7	7	0	0	0	0	3.04
Center, Pete	14	0	0	0	2	2	1	16.0	19	7	7	1	10	6	0	0	0	0	3.94
Donald, Atley	11	0	0	0	0	0	0	13.3	8	4	4	0	5	3	0	1	0	0	2.70
Feldman, Harry	11	11	1	1	3	5	0	74.7	76	36	34	7	23	40	0	1	0	0	4.10
Flores, Jesse	10	10	1	0	1	8	0	66.3	81	39	39	2	23	17	0	0	0	0	5.29
Gerheuser, Al	16	0	0	0	0	0	1	21.3	20	5	4	0	5	9	0	0	0	0	1.69
Lombardi, Vic	17	10	1	0	2	6	5	77.3	83	40	39	5	28	22	0	0	0	0	4.54
Maglie, Sal	13	4	1	0	0	5	2	36.7	41	26	25	3	18	21	0	0	0	0	6.14
Mauney, Dick	7	6	1	1	2	3	0	46.3	44	16	16	5	12	7	0	1	0	0	3.11
Potter, Nelson	13	13	3	1	6	6	0	100.7	106	40	39	5	36	102	0	0	0	4	3.49
Prim, Ray	17	8	1	1	4	3	6	66.3	60	24	21	2	11	92	0	0	0	1	2.85

Indianapolis Aces



This was the greatest season the league had seen thus far. 22-9 in the first half, 22-9 in the second half, Indianapolis ran away with the Southern Division pennant and then came back from a 2-1 deficit in the World Series to win the championship. It would be hard to top that. Trading for Marty Marion is a step toward maintaining contention, with Trucks and Vander Meer back in the rotation and rookie Carl Furillo anchoring the outfield.

The team was good all around. Tommy Holmes (.320/.500/.360, 6 HR), Andy Pafko (.328/.502/.391, 10 triples), Snuffy Stirnweiss (.294/.460/.375, 10 triples, 34 walks) and a host of supporting players powered the best offense in the league, and the pitching was very solid, though not spectacular. Red Embree (12 saves) won Fireman honors, and Jack Kramer won 5 and was a World Series standout.

	G	AB	R	H	RBI	2B	3B	HR	BB	K	IBB	SB	CS	SAC	SF	HBP	DP	E	PB	BA	SA	OBP
Culberson, Leon	33	131	20	37	22	10	4	2	6	17	0	0	0	0	1	0	1	0	0	.282	.466	.314
Curtright, Ray	20	23	7	9	4	3	1	0	3	2	0	0	0	0	0	0	0	0	0	.391	.609	.462
Elliott, Bob	62	250	46	66	39	17	3	5	31	27	0	1	1	0	3	0	1	8	0	.264	.416	.345
Fleming, Les	12	20	4	7	1	2	0	0	2	3	0	0	0	0	1	0	0	0	0	.350	.450	.409
Garbark, Mike	16	58	7	11	7	2	1	0	3	8	0	0	0	0	0	0	2	0	0	.190	.259	.230
Holmes, Tommy	62	256	46	82	46	24	2	6	16	24	1	5	0	0	3	0	2	0	0	.320	.500	.360
Livingston, Mickey	27	88	7	20	10	0	2	0	6	6	0	0	0	1	2	1	2	0	0	.227	.273	.284
Lopez, Al	27	74	6	14	5	1	0	0	15	8	1	0	0	1	2	0	1	0	0	.189	.203	.326
McBride, Tom	25	56	11	19	10	1	0	0	4	6	1	0	0	0	0	0	0	0	0	.339	.357	.383
McCormick, Frank	61	235	31	66	47	14	1	4	14	15	1	0	1	0	3	2	6	0	0	.281	.400	.327
Michaels, Cass	25	79	6	16	4	0	1	0	5	7	0	0	0	0	0	1	0	8	0	.203	.228	.259
Newsome, Skeeter	46	168	14	42	23	18	0	1	7	12	0	0	1	1	1	0	4	4	0	.250	.375	.280
Pafko, Andy	60	229	30	75	32	14	10	2	24	29	0	3	1	0	1	0	3	2	0	.328	.502	.391
Stirnweiss, Snuffy	62	265	50	78	24	15	10	3	34	32	0	5	3	0	1	0	2	8	0	.294	.460	.375
Waddell, Jim	36	97	17	30	11	6	0	1	7	11	0	1	0	0	1	0	3	0	0	.309	.402	.356
Zardon, Jose	13	22	2	5	2	0	0	0	1	3	0	0	0	0	0	1	0	0	0	.227	.227	.292

Branca, Ralph	16	12	0	1	0	0	0	0	0	2	0	0	0	2	0	0	0	0	0	.083	.083	.083
Brecheen, Harry	7	18	0	0	0	0	0	0	1	4	0	0	0	3	0	0	0	0	0	.000	.000	.053
Carter, Andy	9	1	0	0	0	0	0	0	0	0	0	0	0	0	0	0	0	0	0	.000	.000	.000
Chipman, Bob	10	6	1	1	2	1	0	0	2	4	0	0	0	1	0	0	0	0	0	.167	.333	.375
Dockins, George	14	10	2	2	0	0	0	0	1	6	0	0	0	1	0	0	0	1	0	.200	.200	.273
Dubiel, Walt	9	19	5	5	4	0	0	1	3	3	0	0	0	2	0	0	1	0	0	.263	.421	.364
Embree, Red	20	0	0	0	0	0	0	0	0	0	0	0	0	1	0	0	0	0	0	.000	.000	.000
Emmerich, Will	13	0	0	0	0	0	0	0	0	0	0	0	0	0	0	0	0	0	0	.000	.000	.000
Erickson, Paul	16	8	1	2	0	2	0	0	2	4	0	0	0	0	0	0	1	0	0	.250	.500	.400
Fowler, Dick	0	0	0	0	0	0	0	0	0	0	0	0	0	0	0	0	0	0	0	.000	.000	.000
Gardner, Glenn	13	1	0	0	0	0	0	0	0	0	0	0	0	0	0	0	1	0	0	.000	.000	.000
Jakucki, Sig	10	24	5	9	5	2	0	2	0	6	0	0	0	2	0	0	0	1	0	.375	.708	.375
Kramer, Jack	10	22	2	4	3	0	0	1	3	7	0	0	0	1	1	0	1	0	0	.182	.318	.280
Smith, Al	8	14	1	4	2	0	0	0	0	2	0	0	0	1	1	0	0	0	0	.286	.286	.286

	G	GS	CG	ShO	W	L	S	IP	H	R	ER	HR	BB	K	IBB	WP	BK	HB	ERA
Branca, Ralph	16	6	2	2	4	1	5	62.0	38	22	22	3	35	93	0	1	0	0	3.19
Brecheen, Harry	7	7	4	1	5	0	0	60.0	35	10	8	0	15	19	0	0	0	1	1.20
Carter, Andy	9	0	0	0	0	0	0	14.3	13	5	5	1	3	0	0	0	0	0	3.14
Chipman, Bob	10	4	0	0	3	4	3	33.7	36	22	22	5	13	17	0	0	0	0	5.88
Dockins, George	14	5	0	0	5	1	0	48.0	42	16	12	0	8	13	0	0	0	0	2.25
Dubiel, Walt	9	8	2	0	6	1	0	52.7	58	30	27	2	25	13	0	1	0	0	4.61
Embree, Red	20	0	0	0	2	2	12	24.0	19	8	8	2	9	17	1	0	0	0	3.00
Emmerich, Will	13	0	0	0	0	0	0	19.3	16	6	6	1	6	9	0	0	0	1	2.79
Erickson, Paul	16	4	2	2	5	1	4	43.0	33	16	14	2	26	38	0	0	0	0	2.93
Fowler, Dick	0	0	0	0	0	0	0	0.0	0	0	0	0	0	0	0	0	0	0	0.00
Gardner, Glenn	13	0	0	0	1	0	1	18.0	10	6	5	1	6	4	0	0	0	0	2.50
Jakucki, Sig	10	10	0	0	6	1	0	72.0	68	26	25	4	32	23	0	1	0	1	3.13
Kramer, Jack	10	10	3	0	5	5	0	74.0	75	26	25	6	28	52	0	0	0	0	3.04

Louisville Colonels



The champs never got on track in 1945. Mel Ott was solid (13 HR, 8 doubles, .319/.529/.403 in his final season), and Dizzy Trout returned to form (2.86 ERA), and Steve Gromek (7-4, 3.25) turned in a solid campaign. But there weren't enough scoring opportunities.

The 13-18 first half put them in a hole, especially with the high flying Indianapolis club in the division. They were better down the stretch (15-16), but the final sub-.500 record was disappointing after the 1944 heroics. Joe DiMaggio will be a nice addition to the lineup, and Harry Walker and rookie Sam Chapman will help out too.

	G	AB	R	H	RBI	2B	3B	HR	BB	K	IBB	SB	CS	SAC	SF	HBP	DP	E	PB	BA	SA	OBP
Coscarart, Pete	33	109	10	19	7	3	0	2	15	23	0	1	0	0	0	0	2	2	0	.174	.257	.274
Dickshot, Johnny	31	84	9	21	10	3	3	1	5	15	0	0	0	0	0	0	1	1	0	.250	.393	.292
Estalella, Bobby	40	91	12	18	11	1	1	3	17	15	0	0	0	0	2	0	1	2	0	.198	.330	.324
Finney, Lou	20	60	6	14	4	1	1	0	7	4	0	0	0	0	1	0	1	0	0	.233	.283	.313
Grimes, Oscar	58	190	27	44	16	7	3	0	32	36	0	2	1	0	3	0	5	4	0	.232	.300	.342
Gustine, Frank	39	134	15	36	16	12	3	0	14	18	0	1	0	0	1	0	4	4	0	.269	.403	.338
Hart, Bill	21	57	7	12	4	1	0	2	7	10	0	3	0	0	0	0	1	0	0	.211	.333	.297
Nicholson, Bill	47	143	14	32	21	2	2	6	19	25	0	0	0	0	0	0	5	1	0	.224	.392	.315
Ott, Mel	53	204	28	65	44	13	3	8	27	28	1	0	0	0	2	2	4	4	0	.319	.529	.403
Peacock, Johnny	30	111	7	20	8	4	0	0	5	17	0	0	0	0	1	1	4	2	0	.180	.216	.222
Rice, Del	32	121	8	25	11	7	3	0	10	17	0	0	0	0	2	0	8	1	1	.207	.314	.267
Rosen, Goody	52	200	26	53	26	7	1	6	17	17	0	1	0	0	3	0	3	1	0	.265	.400	.323
Schultz, Howie	18	41	7	8	5	3	1	1	5	5	0	0	0	0	1	0	1	0	0	.195	.390	.283
Stevens, Ed	24	81	9	18	12	3	1	2	12	10	0	0	0	0	0	0	2	1	0	.222	.358	.323
Verban, Emil	61	265	30	66	17	14	3	0	8	31	0	0	1	1	2	2	3	2	0	.249	.325	.276
Walker, Gee	33	107	14	19	7	2	1	0	8	19	0	2	1	0	1	0	1	5	0	.178	.215	.235

Earley, Tom	11	0	0	0	0	0	0	0	0	0	0	0	0	0	0	0	0	0	0	.000	.000	.000
Gables, Ken	18	10	0	0	0	0	0	0	0	7	0	0	0	2	0	0	1	1	0	.000	.000	.000
Gromek, Steve	12	27	6	6	1	0	0	0	6	4	0	0	0	2	0	0	1	0	0	.222	.222	.364
Herring, Art	13	6	0	1	0	0	0	0	1	3	0	0	0	3	0	0	0	0	0	.167	.167	.286
Holborow, Wally	11	0	0	0	0	0	0	0	0	0	0	0	0	0	0	0	0	0	0	.000	.000	.000
Holcombe, Ken	16	1	0	0	0	0	0	0	0	1	0	0	0	0	0	0	0	0	0	.000	.000	.000
Javery, Al	8	5	0	0	1	0	0	0	0	2	0	0	0	1	1	0	1	0	0	.000	.000	.000
Judd, Oscar	15	6	0	0	0	0	0	0	0	2	0	0	0	2	0	0	1	2	0	.000	.000	.000
Knerr, Lou	12	0	0	0	0	0	0	0	0	0	0	0	0	0	0	0	0	0	0	.000	.000	.000
Ostermueller, Fritz	17	12	0	2	1	0	0	0	0	2	0	0	0	0	0	0	0	0	0	.167	.167	.167
Pieretti, Marino	18	24	0	3	0	2	0	0	0	3	0	0	0	4	0	0	0	1	0	.125	.208	.125
Raffensberger, Ken	3	4	0	0	0	0	0	0	0	1	0	0	0	0	0	0	0	0	0	.000	.000	.000
Trout, Dizzy	12	36	5	10	5	2	0	1	1	6	0	0	0	0	1	0	1	0	0	.278	.417	.297

	G	GS	CG	ShO	W	L	S	IP	H	R	ER	HR	BB	K	IBB	WP	BK	HB	ERA
Earley, Tom	11	0	0	0	1	0	0	18.7	17	10	10	3	12	8	0	0	0	0	4.82
Gables, Ken	18	6	0	0	1	2	1	58.0	57	29	27	1	20	35	0	0	0	0	4.19
Gromek, Steve	12	12	4	1	7	4	0	91.3	79	34	33	4	34	49	0	0	0	0	3.25
Herring, Art	13	5	0	0	2	2	4	41.7	35	17	16	2	16	17	1	0	0	1	3.46
Holborow, Wally	11	0	0	0	1	1	2	10.3	6	3	3	0	5	7	0	0	0	0	2.61
Holcombe, Ken	16	0	0	0	3	1	4	21.0	10	4	4	0	7	15	0	1	0	0	1.71
Javery, Al	8	6	0	0	0	3	0	26.3	47	29	28	3	23	2	0	0	0	0	9.57
Judd, Oscar	15	4	0	0	1	5	1	38.7	46	30	30	4	19	28	0	0	0	1	6.98
Knerr, Lou	12	0	0	0	0	1	0	14.7	13	5	5	0	6	3	0	2	0	0	3.07
Ostermueller, Fritz	17	4	0	0	4	2	0	47.0	53	25	24	1	23	29	0	0	0	0	4.60
Pieretti, Marino	18	11	1	1	3	6	0	85.3	96	43	43	0	34	18	0	1	0	2	4.54
Raffensberger, Ken	3	2	0	0	0	1	0	14.0	16	9	9	2	6	5	0	0	0	0	5.79
Trout, Dizzy	12	12	7	1	5	6	0	97.7	70	38	31	8	36	43	0	0	0	0	2.86

Martinsburg Mountaineers



The team was never good in 1945. They had been advertised as scrappy, which turned out to be an excuse for mediocrity. While Dixie Walker (.326/.479/.401) was excellent and Phil Cavaretta (.357) won the batting title, most of the regular lineup didn't score runs. Buddy Lewis / John Lazor / Tommy O'Brien were great, but none had enough playing time. The pitching was weak and flawed.

At the end of the season (see *End of An Era* later in this volume), management sold to a group down in Raleigh, and the new fans will have a new team to root for. Johnny Pesky, Eno Slaughter, World Series hero Jack Kramer, and other new faces may make the new Raleigh club even more "scrappy" in 1946.

	G	AB	R	H	RBI	2B	3B	HR	BB	K	IBB	SB	CS	SAC	SF	HBP	DP	E	PB	BA	SA	OBP
Basinski, Ed	43	146	7	27	12	0	2	0	4	15	0	0	0	0	2	0	8	4	0	.185	.212	.207
Becker, Heinz	22	19	4	3	1	0	0	1	6	2	0	0	0	0	0	0	0	0	0	.158	.316	.360
Bordagaray, Frenchy	38	134	11	28	11	3	4	1	11	26	0	1	1	0	1	0	3	4	0	.209	.313	.269
Cavaretta, Phil	62	235	28	84	36	13	2	1	32	20	0	2	0	0	1	2	3	6	0	.357	.443	.439
Crosetti, Frank	54	187	19	37	13	4	0	1	20	33	0	0	2	0	1	7	3	16	0	.198	.235	.299
Cuccinello, Tony	47	198	32	59	23	17	2	1	14	23	0	1	1	0	2	0	4	2	0	.298	.419	.344
Evans, Al	17	64	7	18	17	6	0	2	3	8	0	0	0	0	1	0	2	2	1	.281	.469	.313
Gillespie, Paul	21	64	4	17	13	2	1	2	6	13	0	0	0	0	2	0	3	1	0	.266	.422	.329
Hamner, Granny	2	7	1	3	0	3	0	0	0	1	0	0	0	0	0	0	0	0	0	.429	.857	.429
Lazor, John	28	106	16	33	14	6	1	1	5	10	0	1	1	0	2	0	2	1	0	.311	.415	.342
Lewis, Buddy	29	115	22	38	11	2	2	0	8	9	0	0	0	0	1	0	2	0	0	.330	.383	.374
Lindell, Johnny	25	62	11	21	13	4	4	0	6	7	0	0	2	0	2	1	1	1	0	.339	.532	.406
O'Brien, Tommy	18	34	3	13	2	1	0	0	1	7	0	0	0	0	0	0	0	0	0	.382	.412	.400
O'Dea, Ken	31	105	4	16	14	5	0	1	19	23	0	0	0	0	3	0	4	1	0	.152	.229	.282
Outlaw, Jimmy	42	169	16	30	6	2	2	0	8	27	0	0	0	1	0	0	5	1	0	.178	.213	.215
Vaughn, Frank	33	120	10	25	9	1	3	1	10	30	0	0	1	0	1	1	5	5	0	.208	.292	.275
Walker, Dixie	62	242	42	79	35	16	6	3	29	19	0	2	2	0	4	1	4	1	0	.326	.479	.401

Bonham, Bill	20	1	1	1	0	0	0	0	1	0	0	0	0	0	0	0	0	0	0	1.000	1.000	1.000
Davis, Curt	14	1	0	0	0	0	0	0	1	0	0	0	0	0	0	0	0	0	0	.000	.000	.000
Derringer, Paul	12	25	2	6	1	3	0	0	0	5	0	0	0	0	3	0	0	1	2	.240	.360	.240
Gregg, Hal	14	30	2	6	2	3	0	0	1	7	0	0	0	5	0	0	4	0	0	.200	.300	.226
Haynes, Joe	1	0	0	0	0	0	0	0	0	0	0	0	0	0	0	0	0	0	0	.000	.000	.000
Heusser, Ed	10	22	0	5	2	0	0	0	0	5	0	0	0	3	0	0	0	3	0	.227	.227	.227
Karl, Andy	12	1	0	0	0	0	0	0	0	0	0	0	0	0	0	0	0	0	0	.000	.000	.000
Klieman, Ed	6	9	0	2	0	1	0	0	0	1	0	0	0	2	0	0	1	0	0	.222	.333	.222
Ruffing, Red	15	1	0	0	0	0	0	0	0	0	0	0	0	0	0	0	0	0	0	.000	.000	.000
Ryba, Mike	18	13	1	1	0	0	0	0	0	0	0	0	1	0	0	1	0	0	0	.077	.077	.077
Seats, Tom	4	0	0	0	0	0	0	0	0	0	0	0	0	0	0	0	0	0	0	.000	.000	.000
Vandenberg, Hy	4	8	1	1	1	0	1	0	1	4	0	0	0	0	0	0	0	1	0	.125	.375	.222
Voiselle, Bill	13	25	2	3	0	0	0	0	2	8	0	0	0	4	0	0	0	0	0	.120	.120	.185

	G	GS	CG	Sho	W	L	S	IP	H	R	ER	HR	BB	K	IBB	WP	BK	HB	ERA
Bonham, Bill	20	0	0	0	0	1	2	28.3	29	12	9	2	3	4	0	0	0	1	2.86
Davis, Curt	14	0	0	0	0	1	3	24.0	23	9	7	2	2	5	0	0	0	0	2.63
Derringer, Paul	12	12	1	0	4	6	0	79.7	88	43	40	2	21	52	0	1	0	1	4.52
Gregg, Hal	14	14	1	1	5	5	0	95.3	85	46	43	1	76	102	0	0	0	1	4.06
Haynes, Joe	1	0	0	0	0	1	0	2.0	2	1	1	0	0	1	0	0	0	0	4.50
Heusser, Ed	10	10	2	1	3	6	0	73.3	72	30	25	0	15	14	0	1	0	1	3.07
Karl, Andy	12	0	0	0	1	1	6	13.3	11	4	4	1	5	1	0	0	0	0	2.70
Klieman, Ed	6	5	0	0	1	2	0	32.0	38	15	13	1	11	9	0	0	0	1	3.66
Ruffing, Red	15	0	0	0	1	4	1	20.3	20	11	8	1	3	3	0	0	0	0	3.54
Ryba, Mike	18	5	2	1	3	1	5	49.0	48	25	23	4	15	26	0	0	0	0	4.22
Seats, Tom	4	0	0	0	0	0	1	6.0	4	2	1	1	0	3	0	0	0	0	1.50
Vandenberg, Hy	4	3	1	1	2	1	0	24.0	18	6	5	0	6	12	0	0	0	1	1.88
Voiselle, Bill	13	13	0	0	5	4	0	84.3	93	47	39	5	34	67	0	0	0	2	4.16
Wright, Ed	15	0	0	0	2	2	2	24.0	16	6	6	1	12	6	0	0	0	0	2.25

Omaha Comets



The first half of 1945 looked a lot like most of 1944. At the halfway point Omaha was among the cellar dwellers in the league; but in the second half they looked much more like 1943. The team went 20-11 from the All-Star Break to the finish line, and had a chance to catch St. Paul on the final weekend and fell just short, finishing second by one game. Dave Ferriss (7-2, 1.38), Joe Bowman (7-2, 2.35) and Al Benton (6-2, 2.13) were outstanding, while Joe Page saved 11 (sometimes in scary fashion).

It's created a bit of a surge in enthusiasm in Omaha, as will the addition of Del Ennis, Terry Moore, some third basemen and some supporting pitching. There's every expectation that they'll be in the scrum in 1946.

	G	AB	R	H	RBI	2B	3B	HR	BB	K	IBB	SB	CS	SAC	SF	HBP	DP	E	PB	BA	SA	OBP
Appling, Luke	7	23	4	7	1	1	0	0	5	2	0	0	0	0	0	0	0	0	0	.304	.348	.429
Clift, Harlond	12	18	2	0	0	0	0	0	5	4	0	0	0	0	0	0	0	0	0	.000	.000	.217
Cullenbine, Roy	58	205	23	49	27	9	2	3	41	31	0	0	0	0	3	1	1	6	0	.239	.346	.368
DiMaggio, Vince	47	195	24	47	27	15	0	6	13	48	0	0	0	0	0	0	4	2	0	.241	.410	.288
Jurges, Billy	26	71	5	12	5	0	1	0	8	14	0	0	0	1	2	1	1	4	0	.169	.197	.263
Kluttz, Clyde	33	121	16	31	16	10	0	4	9	7	0	0	0	0	2	0	7	1	1	.256	.438	.308
Laabs, Chet	10	23	3	6	2	0	0	0	4	5	0	0	0	0	0	1	1	0	0	.261	.261	.393
LaForest, Ty	11	29	5	10	0	2	0	0	2	8	0	0	1	0	0	0	0	0	0	.345	.414	.387
Lakeman, Al	29	121	10	28	11	3	2	3	8	25	0	0	0	0	1	0	6	2	1	.231	.364	.279
Libke, Al	25	52	5	9	6	1	0	0	5	18	0	1	0	0	2	0	1	1	0	.173	.192	.246
Martin, Hershel	32	100	14	28	13	6	1	1	29	19	0	0	0	0	2	0	1	0	0	.280	.390	.442
Merullo, Lenny	42	157	8	27	15	8	0	1	11	26	0	1	0	0	2	2	9	5	0	.172	.242	.235
Metkovich, George	46	179	23	48	23	13	1	0	9	35	0	0	0	0	1	1	1	3	0	.268	.352	.307
Myatt, George	52	212	35	53	16	7	1	2	27	43	0	6	1	2	1	1	0	3	0	.250	.321	.338
Olmo, Luis	48	175	22	46	25	10	3	2	10	26	0	0	1	0	1	0	3	6	0	.263	.389	.303
Reyes, Nap	36	125	9	33	14	3	1	4	4	9	0	0	0	0	0	5	4	4	0	.264	.400	.313
Sanders, Ray	45	168	23	47	25	10	0	1	31	26	0	1	0	0	1	0	4	4	0	.280	.357	.392
Sauer, Ed	11	26	2	7	2	0	0	0	3	8	0	0	0	0	0	0	0	0	0	.269	.269	.345
Barrett, Dick	1	0	0	0	0	0	0	0	0	0	0	0	0	0	0	0	0	0	0	.000	.000	.000
Benton, Al	9	26	1	1	0	0	0	0	0	14	0	0	0	5	0	0	1	1	0	.038	.038	.038
Bowman, Joe	13	30	1	2	2	0	1	0	0	4	0	0	0	6	0	0	0	1	0	.067	.133	.067
Caldwell, Earl	14	1	0	0	0	0	0	0	0	0	0	0	0	0	0	0	0	1	0	.000	.000	.000
Ferriss, Boo	12	31	4	7	5	2	0	1	3	8	0	0	0	2	0	0	0	0	0	.226	.387	.294
Harrist, Earl	10	2	0	0	0	0	0	0	0	1	0	0	0	0	0	0	0	0	0	.000	.000	.000
Hutchings, Johnny	14	1	0	1	2	1	0	0	0	0	0	0	0	0	0	0	0	1	0	1.000	2.000	1.000
Lopat, Ed	9	1	0	0	0	0	0	0	0	0	0	0	0	0	0	0	0	0	0	.000	.000	.000
Page, Joe	19	6	1	1	1	0	0	0	4	2	0	0	0	3	0	0	1	0	0	.167	.167	.500
Tobin, Johnny	13	17	2	2	0	0	0	0	6	6	0	0	0	2	0	0	1	0	0	.118	.118	.348
Turner, Johnny	13	0	0	0	0	0	0	0	0	0	0	0	0	0	0	0	0	0	0	.000	.000	.000
Walters, Bucky	7	9	3	2	1	0	0	1	1	4	0	1	0	1	0	0	0	0	0	.222	.556	.300
Zuber, George	13	18	5	4	1	0	1	0	2	7	0	0	0	0	1	0	0	0	0	.222	.333	.300
	G	GS	CG	ShO	W	L	S	IP	H	R	ER	HR	BB	K	IBB	WP	BK	HB	ERA			
Barrett, Dick	1	1	0	0	1	0	0	8.3	7	2	2	0	4	8	0	0	0	0	2.16			
Benton, Al	9	9	2	2	6	2	0	71.7	46	18	17	4	21	37	0	0	0	1	2.13			
Bowman, Joe	13	13	4	2	7	2	0	99.7	78	27	26	4	30	52	0	1	0	2	2.35			
Caldwell, Earl	14	0	0	0	1	2	0	23.0	25	10	10	2	6	12	0	0	0	1	3.91			
Ferriss, Boo	12	10	6	3	7	2	0	91.3	66	21	14	1	25	37	0	0	0	0	1.38			
Harrist, Earl	10	2	0	0	0	3	1	24.0	21	13	12	1	11	8	0	0	0	0	4.50			
Hutchings, Johnny	14	0	0	0	2	3	2	20.0	20	10	10	4	5	19	2	0	0	1	4.50			
Lopat, Ed	9	0	0	0	0	0	1	16.3	21	7	5	0	4	10	0	0	0	0	2.76			
Page, Joe	19	5	1	1	1	3	11	45.7	52	21	21	0	17	43	0	0	0	0	4.14			
Tobin, Johnny	13	11	0	0	2	6	0	65.3	88	49	44	4	27	23	0	2	0	0	6.06			
Turner, Johnny	13	1	0	0	0	0	1	21.3	19	5	5	0	13	8	2	0	0	0	2.11			
Walters, Bucky	7	3	0	0	2	2	0	27.3	35	18	16	2	12	7	0	0	0	0	5.27			
Zuber, George	13	8	2	0	5	4	0	65.0	63	34	29	2	36	33	1	3	0	0	4.02			

Providence Grays



With the pitching rotation and some decent bats, it was believed that Providence had what it needed to go all the way. The starters came through: Hank Borowy, Roger Wolff, Hank Wyse and Thornton Lee were all good.

But the lineup, missing Stan Musial and Joe Gordon, suffered; the brightest spots were George Case (.307 from the leadoff spot) and Stan Hack (.299/.358/.360). They hit only 15 homers all season, and were last in the league in slugging. The team was simply mediocre: 16-15 in the first half, 16-15 in the second half, though they still had a chance to catch stumbling St. Paul at the end – but they were swept against Indianapolis, dropping them to finish in third place.

The 1946 lineup will be lots better, but the pitching isn't overpowering. Still, it's hard to count out any team with Stan Musial in the lineup.

	G	AB	R	H	RBI	2B	3B	HR	BB	K	IBB	SB	CS	SAC	SF	HBP	DP	E	PB	BA	SA	OBP
Bucher, Jim	2	3	1	2	1	0	0	0	2	0	0	0	0	0	1	0	0	1	0	.667	.667	.800
Busch, Ed	14	33	1	5	3	1	0	0	3	3	0	0	0	0	0	0	1	1	0	.152	.182	.222
Byrnes, Milt	38	110	10	26	16	5	1	0	20	21	1	0	0	0	0	0	0	1	0	.236	.300	.354
Case, George	49	199	32	61	9	9	2	0	27	19	0	6	4	0	1	0	1	3	0	.307	.372	.389
Dahlgren, Babe	62	244	28	52	38	8	3	3	26	35	0	1	0	0	2	0	8	0	0	.213	.307	.289
Dinges, Vance	18	39	3	8	4	2	0	0	2	2	0	0	0	0	1	0	0	0	0	.205	.256	.244
Farrell, Kerby	3	3	0	0	0	0	0	0	0	1	0	0	0	0	0	0	0	0	0	.000	.000	.000
Gillenwater, Carden	61	223	28	58	30	15	0	2	27	44	0	0	0	0	2	0	4	4	0	.260	.354	.340
Hack, Stan	62	254	40	76	17	13	1	0	24	26	0	10	0	1	1	0	0	3	0	.299	.358	.360
Hall, Irv	47	158	12	30	11	3	0	0	8	26	0	0	0	1	2	1	4	5	0	.190	.209	.234
Hoover, Joe	29	102	11	18	4	3	2	0	11	24	0	1	0	0	1	0	0	5	0	.176	.245	.257
Lake, Eddie	46	146	10	30	12	5	0	2	30	21	0	0	0	1	1	0	4	9	0	.205	.281	.341
Maier, Bob	23	55	5	13	4	0	0	0	6	8	0	0	0	0	1	0	0	2	0	.236	.236	.311
Mancuso, Frank	22	76	4	28	18	5	2	0	5	9	0	0	0	1	1	1	5	0	0	.368	.487	.415
Masi, Phil	43	155	22	39	31	18	3	2	23	24	0	0	0	0	1	0	6	0	0	.252	.445	.348
Nieman, Roy	30	96	14	27	10	3	0	3	11	18	0	2	2	0	2	1	1	0	0	.281	.406	.361
Treadway, Red	18	27	7	8	5	1	0	3	7	2	0	0	0	0	0	0	0	1	0	.296	.667	.441

Barrett, Francis	19	0	0	0	0	0	0	0	0	0	0	0	0	0	0	0	0	0	0	.000	.000	.000
Borowy, Hank	12	33	1	4	0	0	0	0	2	10	0	0	0	5	0	0	1	2	0	.121	.121	.171
Burkhart, Ken	14	21	4	5	4	2	0	0	0	4	0	0	0	3	0	1	1	2	0	.238	.333	.273
Eaton, Zeb	8	0	0	0	0	0	0	0	0	0	0	0	0	0	0	0	0	0	0	.000	.000	.000
Lee, Thornton	11	27	1	3	1	0	0	0	3	6	0	0	0	2	0	0	1	0	0	.111	.111	.200
Orrell, Joe	12	0	0	0	0	0	0	0	0	0	0	0	0	0	0	0	0	0	0	.000	.000	.000
Ullrich, Sandy	13	0	0	0	0	0	0	0	0	0	0	0	0	0	0	0	0	0	0	.000	.000	.000
Webber, Les	10	0	0	0	0	0	0	0	0	0	0	0	0	0	0	0	0	0	0	.000	.000	.000
Wilks, Ted	4	6	0	1	0	0	0	0	0	3	0	0	0	1	0	0	0	0	0	.167	.167	.167
Wolff, Roger	12	27	1	1	1	1	0	0	0	8	0	0	0	7	0	0	0	0	0	.037	.074	.037
Wyse, Hank	14	38	1	5	2	1	0	0	0	10	0	0	0	2	0	0	1	0	0	.132	.158	.132

	G	GS	CG	ShO	W	L	S	IP	H	R	ER	HR	BB	K	IBB	WP	BK	HB	ERA
Barrett, Francis	19	1	0	0	1	1	9	27.0	23	10	9	0	7	10	1	2	0	0	3.00
Borowy, Hank	12	12	6	2	7	4	0	96.3	75	36	31	3	33	47	0	0	0	2	2.90
Burkhart, Ken	14	9	1	1	6	2	0	70.3	65	29	26	1	35	26	0	1	0	2	3.33
Eaton, Zeb	8	0	0	0	0	0	0	13.7	10	5	5	0	8	3	0	1	0	0	3.29
Lee, Thornton	11	11	4	0	5	5	0	85.0	82	42	40	5	27	67	0	1	0	1	4.24
Orrell, Joe	12	0	0	0	1	1	2	15.0	7	4	3	0	7	4	0	0	0	0	1.80
Ullrich, Sandy	13	0	0	0	0	3	5	14.0	10	7	7	2	3	2	0	0	0	0	4.50
Webber, Les	10	0	0	0	0	2	0	12.3	12	5	5	1	9	7	0	0	0	0	3.65
Wilks, Ted	4	3	0	0	1	1	1	23.3	19	7	6	2	7	10	0	0	0	1	2.31
Wolff, Roger	12	12	2	0	4	4	0	90.0	71	32	29	2	20	67	0	0	0	0	2.90
Wyse, Hank	14	14	5	3	7	7	0	104.0	92	41	35	8	20	28	0	0	0	2	3.03

Saint Paul Saints



They were just about good enough. Remarkably consistent (17-14 in each half of the season), the lineup had timely hitting and decent, if not overpowering, pitching. Jimmie Foxx turned up for one last hurrah (363/.430/.294), playing first base, third base and even pitching from the bullpen; Jim Russell (.290/.440/.349) and Jeff Heath (.293/.463/.372) were reliable. The team could run, too, stealing 31 bases, by far the most in the league.

On the mound, Allie Reynolds (8-2, 2.70) and Claude Passeau (6-4, 2.70) were very capable, and both pitched moderately well in the post season, which they were able to reach due to Reynolds' shutout in the final series of the season. In the World Series they were almost good enough. In 1946 they should be better in many ways; rookie Ralph Kiner, returning Elmer Hodgin, and protection draftee Wally Moses will all help the outfield, with Schoendienst moving to second base. They should be in the scrum once again.

	G	AB	R	H	RBI	2B	3B	HR	BB	K	IBB	SB	CS	SAC	SF	HBP	DP	E	PB	BA	SA	OBP
Aderholt, Morrie	14	16	3	4	1	0	0	0	2	2	0	0	0	0	0	0	0	0	0	.250	.250	.333
Culler, Dick	8	4	0	0	0	0	0	0	0	0	0	0	0	0	0	0	0	0	0	.000	.000	.000
Derry, Russ	16	29	5	4	4	1	0	2	3	5	0	0	0	0	0	0	0	1	0	.138	.379	.219
Foxx, Jimmie	34	114	9	30	16	9	2	2	5	23	0	0	0	0	1	0	1	2	0	.263	.430	.294
Garms, Debs	20	57	7	19	6	3	1	0	10	4	0	0	0	0	0	0	2	1	0	.333	.421	.433
Handley, Lee	32	103	4	18	7	3	0	0	5	12	0	1	1	0	1	0	2	2	0	.175	.204	.213
Hayes, Frank	37	117	11	30	12	6	0	3	18	22	0	0	0	0	2	0	3	1	2	.256	.385	.356
Heath, Jeff	54	205	30	60	38	12	1	7	26	23	0	4	1	0	1	0	2	4	0	.293	.463	.372
Hopp, Johnny	48	192	26	46	15	11	2	2	23	17	0	9	1	0	0	1	3	0	0	.240	.349	.324
Kerr, Buddy	62	247	25	52	16	7	3	3	26	27	1	6	3	0	1	1	5	6	0	.211	.300	.288
Lombardi, Ernie	29	97	11	31	12	3	0	5	9	3	0	0	0	0	3	1	4	2	1	.320	.505	.383
Mayo, Eddie	56	205	17	55	33	12	1	5	15	17	0	1	1	0	2	0	0	5	0	.268	.410	.318
Mesner, Steve	16	28	2	3	7	1	0	0	2	2	0	0	0	0	1	0	2	0	0	.107	.143	.167
Russell, Jim	62	252	35	73	31	17	3	5	23	35	0	4	2	0	2	0	1	3	0	.290	.440	.349
Saltzgaver, Jack	13	44	3	14	4	1	3	0	3	7	0	0	0	1	0	0	2	0	0	.318	.477	.362
Schoendienst, Red	55	242	28	56	17	13	2	1	9	19	0	4	1	2	2	0	4	2	0	.231	.314	.259
Tipton, Joe	27	66	9	14	4	4	0	1	9	10	0	2	0	0	0	0	1	0	0	.212	.318	.307

Berry, Joe	25	0	0	0	0	0	0	0	0	0	0	0	0	0	0	0	0	0	0	.000	.000	.000
Carrasquel, Alex	8	5	0	0	0	0	0	0	1	1	0	0	0	0	0	0	1	0	0	.000	.000	.167
Dasso, Frank	11	8	1	1	0	0	0	0	1	4	0	0	0	3	0	0	1	1	0	.125	.125	.222
Grove, Orval	10	19	1	1	0	0	0	0	2	8	0	0	0	3	0	0	0	1	0	.053	.053	.143
Lanier, Max	8	0	0	0	0	0	0	0	0	0	0	0	0	0	0	0	0	0	0	.000	.000	.000
Lee, Bill	10	18	1	2	1	0	0	0	2	5	0	0	0	5	1	0	0	0	0	.111	.111	.200
Masterson, Walt	8	0	0	0	0	0	0	0	0	0	0	0	0	0	0	0	0	0	0	.000	.000	.000
Mueller, Les	11	0	0	0	0	0	0	0	0	0	0	0	0	0	0	0	0	0	0	.000	.000	.000
Passeau, Claude	11	26	2	3	2	0	0	0	1	8	0	0	0	5	0	0	0	0	0	.115	.115	.148
Reynolds, Allie	12	31	2	4	0	0	0	0	0	13	0	0	0	5	0	0	0	0	0	.129	.129	.129
Shirley, Tex	6	0	0	0	0	0	0	0	0	0	0	0	0	0	0	0	0	0	0	.000	.000	.000
Strincevich, Nick	12	24	2	3	1	0	0	0	0	7	0	0	0	8	0	0	1	0	0	.125	.125	.125
Woods, Pinky	10	0	0	0	0	0	0	0	0	0	0	0	0	0	0	0	0	1	0	.000	.000	.000

	G	GS	CG	ShO	W	L	S	IP	H	R	ER	HR	BB	K	IBB	WP	BK	HB	ERA
Berry, Joe	25	0	0	0	1	1	9	36.3	36	13	12	2	15	17	0	0	0	0	2.97
Carrasquel, Alex	8	3	0	0	1	2	0	27.7	26	15	15	3	8	6	0	0	0	0	4.88
Dasso, Frank	11	4	1	0	4	2	0	41.3	38	17	15	2	20	25	0	1	0	0	3.27
Foxx, Jimmie	5	0	0	0	0	0	3	7.7	2	0	0	0	2	7	0	0	0	0	0.00
Grove, Orval	10	10	0	0	3	6	0	69.3	66	35	33	5	24	22	0	1	0	0	4.28
Lanier, Max	8	0	0	0	0	0	3	9.3	6	2	1	0	2	12	0	0	0	0	0.96
Lee, Bill	10	10	2	2	2	4	0	71.0	65	32	29	3	34	14	0	1	0	0	3.68
Masterson, Walt	8	0	0	0	2	0	4	8.7	4	1	1	0	3	11	0	0	0	0	1.04
Mueller, Les	11	0	0	0	1	1	0	13.7	12	8	7	1	7	2	0	0	0	0	4.61
Passeau, Claude	11	11	4	0	6	4	0	87.7	78	30	28	4	27	66	0	0	0	2	2.87
Reynolds, Allie	12	12	4	2	8	2	0	90.0	69	29	27	4	40	34	0	1	0	1	2.70
Shirley, Tex	6	0	0	0	0	0	0	10.0	10	3	3	0	3	7	0	0	0	0	2.70
Strincevich, Nick	12	12	1	0	6	6	0	84.3	84	41	40	3	28	41	0	2	0	2	4.27
Woods, Pinky	10	0	0	0	0	0	0	11.0	4	1	0	0	9	2	0	0	0	3	0.00

Retiring After 1945

Walter Beck, Buffalo

Drafted for the bullpen in 1944, he was completely ineffective in his first year, but was stellar in 1945, winning 3, saving 6, and pitching 2 complete games with a 1.28 ERA.

Milt Byrnes, Providence

A useful bench player since 1943, he played in 86 games for Providence, with 54 hits and a decent OBP. His defense was helpful, replacing weaker arms and gloves in the outfield.

Arnie Carter, Indianapolis

A lefty bullpen specialist, the soft tosser saved 9 games in 1944 and got key outs for the champs in 1945.

Pete Coscarart, Louisville

Light hitting but with a decent glove, he played 96 games during the three years 1943-1945, filling in for infielders gone to serve in the War.

Babe Dahlgren, Providence

A regular middle-of-the-order hitter with decent power; he anchored first base for all three years. With Musial's return he would have had no place to play.

Paul Derringer, Martinsburg

A part-timer in 1943 (3 starts, 1-1, 3.07) and scarcely active in 1944, he was a hard worker in 1945, starting 12 times and winning 4 games.

Vince DiMaggio, Omaha

A key power hitter in 1943 (13 doubles, 9 homers), 1944 (16 doubles) and 1945 (15 doubles, 6 big flies); while he struck out a lot, the power vacuum in the league made him a valuable contributor.

Jimmie Foxx, St. Paul

The War gave Double X, a star from the 1930s, a chance to play regularly; he turned in a respectable season (.263/.430/.294), and even made five appearances from the bullpen down the stretch, saving 3 games.

Oris Hockett, Columbus

A light hitting outfielder, he came into his own in 1944 (.312/.418/.361). In 1945 he was a part timer with league-average stats.

Sig Jakucki, Indianapolis

He worked out of the bullpen for Providence in 1944, and joined the Indianapolis rotation in 1945, going 6-1, 3.15 in 10 starts, and hitting .375 with 2 homers.

Alva Javery, Louisville

A workhorse in 1943 (14 starts, 106 innings, 4 wins) and 1944 (13 starts, 91 innings, 5 wins), he was ineffective in 1945 (0-3, 9.57).

Bob Johnson, Fort Smith

A regular in all three seasons with the Rangers, "Indian Bob" hit .260 in 1943 when Fort Smith made it to the World Series; he hit .294/.475/.379 in 1944, but fell to .220/.264/.283 in 1945 with 5 doubles and 6 triples.

Vern Kennedy, Buffalo

A Buffalo stalwart from 1943-45, he was the part-time closer in '43, saving 6 with a 2.52 ERA; in '44 and '45 he was a go-to pitcher sharing time in the rotation and the bullpen.

Mike Kreevich, Fargo

He became a regular in 1944, hitting .310/.393/.333, but was ineffective in 1945, hitting .185.

Steve Mesner, St. Paul

The starter in 1943 (12 doubles, .273), he was completely ineffective in 1944 and was relegated to a defensive replacement in 1945.

Van Lingle Mungo, Columbus

A bullpen pitcher in 1943 (25 innings, 27 Ks), he missed a year due to injury and returned strong in 1945 with 14 starts and a 2.92 ERA (though a lack of run support led to a 3-8 record).

Ray Prim, Fort Smith

The hard thrower was a part-timer in 1943, missed 1944 entirely, but was outstanding in '45 (4-3, 6 saves, 92 K).

Hy Vandenberg, Martinsburg

He put up a 1.52 ERA as a swing man in 1944, he was at 1.88 in 1945 as a part-time starter.

Jim Tobin, Omaha

A stalwart in 1943 (13 starts, 6 CG, 7-4, 3.23) and 1944 (15 starts, 7 CG, 6-6, 3.14), he was largely ineffective in 1945 (2-6, 6.06) and wasn't part of the plan going forward.

Phil Weintraub, Fargo

Drafted in 1944 for his power, he had 16 EBH including 5 HR, and hit .292/.444/.370 in part time play in 1945.

It's A Wrap



Walter Beck, BUF



Milt Byrnes, PRO



Arnie Carter, IND



Pete Coscarart, LOU



Babe Dahlgren, PRO



Paul Derringer, MAR



Vince DiMaggio, OMA



Jimmie Foxx, STP



Oris Hockett, COL



Sig Jakucki, IND



Al Javery, LOU



Bob Johnson, FSM



Vern Kennedy, BUF



Mike Kreevich, FAR



Steve Mesner, STP



VanLingle Mungo, COL



Ray Prim, FSM



Hy Vandenberg, MAR



Jim Tobin, OMA



Phil Weintraub, FAR

All-Star Game

at Louisville

The All-Star Game was held at Louisville, the home of the defending champions. A George Kell sac fly led off the scoring in the third, but Al Lakeman's solo homer tied it in the fourth. Fine pitching on both sides kept the game close: a 6th-inning run for the South was matched by a Marty Marion single and George Case hit-and-run double in the 7th; but St. Paul closer Joe Berry ran into trouble in the bottom of the inning. With runners at first and third Dixie Walker lifted a fly to right, but the runners were in motion and Phil Cavaretta was caught trying to get back to first while Snuffy Stirnweiss scored; but Berry's next pitch was crushed by George Kell, giving the South a two-run lead. It was all hard-throwing Hal Newhouser and Ray Prim would need. Kell was chosen MVP for his two RBI, including the big fly in the 7th.

Northern All-Stars	0 0 0 1 0 0 1 0 0	-	2 7 1
Southern All-Stars	0 0 1 0 0 0 2 0 x	-	4 7 1

NORTHERN DIVISION ALL-STARS

	AB	R	H	RBI	BB	K
Case, cf	5	0	2	1	0	1
Hopp, 1b	3	0	1	0	1	1
Kurowski, 3b	4	0	1	0	0	1
DiMaggio, rf	4	0	0	0	0	1
Galan, lf	2	0	0	0	0	1
Russell, lf	1	0	0	0	1	0
Lakeman, c	3	1	1	1	0	1
Salkeld, c	1	0	0	0	0	1
Mayo, 2b	3	0	0	0	0	2
Myatt, 2b	1	0	0	0	0	0
Miller, ss	3	0	0	0	0	1
Berry, p	0	0	0	0	0	0
Passeau, p	0	0	0	0	0	0
Hack, ph†	1	0	1	0	0	0
Reynolds, p	0	0	0	0	0	0
Heath, ph*	1	0	0	0	0	0
Burkhart, p	0	0	0	0	0	0
Ferriss, p	0	0	0	0	0	0
Sanders, ph†	1	0	0	0	0	0
Borowy, p	0	0	0	0	0	0
Marion, ph-ss§	2	1	1	0	0	0
=====						
TOTALS	35	2	7	2	2	10

* Grounded out for Reynolds in the 3rd.
 † Flew out for Burkhart in the 5th.
 § Singled for Borowy in the 7th.
 ‡ Singled for Passeau in the 9th.

2B - Case, Hopp.
 HR - Lakeman (4th off Erickson, 1 out, 0 on).
 SB - Case (off Trout/Seminick).

	IP	H	R	ER	HR	BB	SO
Reynolds	2.0	1	0	0	0	1	0
Burkhart	2.0	2	1	1	0	1	0
Ferriss	1.0	1	1	1	0	1	0
Borowy	1.0	0	0	0	0	1	2
Berry (L)	0.2	3	2	2	1	1	0
Passeau	1.1	0	0	0	0	0	1
=====							
	8.0	7	4	4	1	5	3

E - Miller.

SOUTHERN DIVISION ALL-STARS

	AB	R	H	RBI	BB	K
D. Walker, lf	3	0	0	1	0	0
Kell, 3b	3	1	1	2	0	0
Cuccinello, 3b	0	0	0	0	0	0
McQuinn, 1b	1	1	0	0	2	0
Leonard, p	0	0	0	0	0	0
Ott, ph §	1	0	1	0	0	0
Newhouser, p	0	0	0	0	0	0
Prim, p	0	0	0	0	0	1
Holmes, cf	3	0	2	0	1	0
Moses, cf	0	0	0	0	0	0
Stephens, ss	4	0	0	0	0	1
Pafko, rf	2	0	0	1	1	0
Seminick, c	2	0	1	0	0	0
D. Rice, c	2	0	0	0	0	1
Meyer, 2b	1	0	0	0	0	0
Stirnweiss, 2b	2	1	0	0	1	0
Trout, p	0	0	0	0	0	0
Elliott, ph*	1	1	1	0	0	0
Erickson, p	0	0	0	0	0	0
Dockins, p	0	0	0	0	0	0
Cavaretta, ph-1b†	2	0	1	0	0	0
=====						
TOTALS	32	4	7	4	5	3

* Singled for Trout in the 3rd.
 † Popped up for Dockins in the 5th.
 § Doubled for Leonard in the 7th.

2B - Seminick, Ott.
 HR - Kell (7th off Berry, 0 on, 2 out).
 SF - Pafko, D. Walker.
 SB - Elliott (off Burkhart/Lakeman);
 Holmes (off Ferriss/Lakeman).

	IP	H	R	ER	HR	BB	SO
Trout	3.0	2	1	1	0	1	3
Erickson	1.2	2	0	0	1	0	1
Dockins	0.1	0	0	0	0	0	0
Leonard (W)	2.0	2	1	1	0	0	3
Newhouser	1.0	0	0	0	0	1	2
Prim (S)	1.0	1	0	0	0	0	1
=====							
	9.0	7	2	2	1	2	10

E - Stephens.

MVP - Kell.

Stars



Whitey Kurowski, BUF



Augie Galan, BUF



Hal Newhouser, COL



Dutch Leonard, COL



Preacher Roe, FAR



Bob Feller, FAR



Wally Moses, FSM



Ray Prim, FSM



Andy Pafko, IND




Tommy Holmes, IND



Mel Ott, LOU



Dizzy Trout, LOU



Phil Cavaretta, MAR




Dixie Walker, MAR



Vince DiMaggio, OMA



Dave Ferriss, OMA



Stan Hack, PRO



Hank Wyse, PRO



Jim Russell, STP



Allie Reynolds, STP

End of An Era

By the time rookie shortstop Granny Hamner scooped the ground ball from Pete Gray's bat and threw to Phil Cavaretta for the final out, there were scarcely a thousand fans left in Rosemont Park. As soon as the players walked off the field, the fans were picking up souvenirs, taking a few final pictures, and saying goodbye to the stadium and the team.



It was a done deal. A group of investors had already arranged for the players and the organization to move to North Carolina for the 1946 season.

It wasn't the worst season for the Mountaineers: they'd won 29 in 1943 and 33 in 1944, but the 27-35 final record in 1945 was the cherry on top. Phil Cavaretta had won the batting title at .357 and Dixie Walker had hit .326, but the team had hit only 15 homers and had slugged an anemic .351; the pitching was no better than average, though the bullpen had worked as hard as they could given the weak defense. Any excitement among the fan base had long since drained away.

That extended to the manager. In the postgame presser, Leo Durocher told the newspaper and radio folks that he wouldn't be moving on with the team. Rick Ferrell, retiring after three part-time years with Fargo, was being brought in as a home town boy to manage the team down in Raleigh. The Kid took it as well as might be expected. "I'll be back," he said. "There are plenty of teams that will need a manager. Meanwhile I'll find a way to keep busy," he added with a wry smile; after the divorce in 1943, he had quite a reputation as a skirt chaser, and he would find his way on a different field – at least that was the take of one of the newspaper guys, looking for a good angle on a bad story. Laraine Day, they said: she was sweet on Leo the Lip.



The ten teams played three full seasons together: five in the Northern Division, five in the Southern. With the boys home from the War, there would be all sorts of talent on display in the new season draft. In the new venue, new fans would have a chance to watch them play. But not with Leo at the helm, and not the fans in Martinsburg. Everyone would just have to wait and see.

Parks and Managers

NORTHERN DIVISION



OFFERMANN STADIUM
Ossie Bluege, Manager, Buffalo



BARNETT FIELD
Steve O'Neill, Manager, Fargo



ROURKE PARK
Jimmie Dykes, Manager, Omaha



CRANSTON FIELD
Frankie Frisch, Manager, Providence



LEXINGTON PARK
Charlie Grimm, Manager, St. Paul

SOUTHERN DIVISION



COOPER STADIUM
Lou Boudreau, Player-Manager, Columbus



ANDREWS FIELD
Bob Johnson, Manager, Fort Smith



VICTORY FIELD
Bill McKechnie, Manager, Indianapolis



PARKWAY FIELD
Earle Combs, Manager, Louisville



DEVEREAUX FIELD
Rick Ferrell, Manager, Raleigh

The World Series

It was a dream season for the Indianapolis Aces. They won 22 of 31 in the first half and matched that record in the second half, clinching the Southern Division at the three-quarter pole. Meanwhile, there was a serious scrum in the Northern, reminiscent of the last days of the 1944 campaign; St. Paul had a lead for much of the late season, but stumbled enough to give both Providence and Omaha a chance to catch them; but Providence was soundly swept by the best team in the league, and the Comets couldn't quite come back. An Allie Reynolds shutout was the only win St. Paul managed in the last series of the year, and it proved to be enough to get them across the finish line.

GAME 1 at INDIANAPOLIS

St. Paul opened up an early lead on the Aces, with a Jim Russell triple in the second inning and a solo homer in the fourth. Indianapolis managed a single run in the second, and didn't seem to be able to hit Claude Passeau. In the 8th Frisch pinch-hit for his ace hoping to add to the lead, but couldn't get a run across; meanwhile Al Lopez and pinch-hitter Lee Fleming had back to back singles off Joe Berry. As he prepared to pitch to Snuffy Stirnweiss, he stepped off and was called for a balk; after getting Strinweiss to pop up, Bob Elliott drove in a third run, and Red Embree nailed down the 3-2 victory.

Indianapolis 3, St. Paul 2 *WP – Erickson* *LP – Berry* *S – Embree*

GAME 2 at INDIANAPOLIS

Jack Kramer had been a big part of the Indianapolis pennant run, and he pitched five shutout innings, while his offense picked up single runs in the fourth and fifth innings on a Tommy Holmes solo homer and a double by Andy Pafko, who came around to score when Allie Reynolds walked three straight batters. In the sixth, however, a hard single by Jeff Heath plated two runs to tie the game. In the eighth, with Glenn Gardner on the mound in relief, Johnny Hopp hit a triple to the deepest part of the ballpark to score Buddy Kerr, but was thrown out by Tommy Holmes. But it was enough for Berry to close out the game with a shutout ninth to send the Series to St. Paul tied 1-1.

St. Paul 3, Indianapolis 2 *WP – W. Lee* *LP – Gardner* *S - Berry*

GAME 3 at ST. PAUL

The boys in the press box hadn't expected St. Paul to come home from Indianapolis with a split, but there it was; and Frisch sent Nick Strincevich to the mound against the visitors, hoping for a chance to take the lead in the series. They plated one run early, but gave up two in the sixth to fall behind 2-1; but a critical three-base error by Elliott led to a second Saints run in the seventh (though a two-out triple by Red Schoendienst was stranded when Buddy Kerr struck out. The St. Paul bullpen matched zeroes with the Indianapolis one until Bob Chipman came on in the bottom of the tenth; he gave up back-to-back hits to Kerr and Hopp, and after an intentional walk to Russell, Embree was summoned to try and salvage the inning. But four straight balls to Jeff Heath sealed a second 3-2 St. Paul win.

St. Paul 3, Indianapolis *WP – Mueller* *LP – Chipman* *S - Berry*



GAME 4 at ST. PAUL

Indianapolis fans weren't used to losing, and things looked serious when their club was in a 3-1 deficit after four innings. But in the fifth Passeau, who had gotten out of earlier situations, gave up a double to Holmes and a two-run scoring double to Newsome, tying the game. Things stayed that way for four more innings, until pinch-hitter Lee Fleming drove in a go-ahead run in the 11th – but St. Paul delivered a run of its own on a Hopp triple and Ed Mayo double off Harry Brecheen. McKechnie had confidence in his southpaw; after a Foxx error and another Newsome double (his third of the game), he even left him in to bat; he looked exhausted when he took the mound for his third inning, but he retired the side in order to preserve the win and tie the series.

Indianapolis 5, St. Paul 4 *WP – Brecheen* *LP – Mueller*

GAME 5 at ST. PAUL

The final game at St. Paul was all about Jack Kramer. He got a Pafko homer in the second and a Pafko RBI in the fourth to put them up 2-1, and it was all they needed. A Debs Garms error in the seventh led to a third run, but Kramer was dominant throughout the game, striking out 10. He gave way to Embree when he put Schoendienst on in the ninth, but the Saints went down 1-2-3 to preserve the win and put Indianapolis one game away from the championship.

Indianapolis 2, St. Paul 1 *WP – Kramer* *LP – Carrasquel*

GAME 6 at INDIANAPOLIS

With everything on the line, St. Paul went to its ace Allie Reynolds, while Indianapolis chose hard thrower Ralph Branca to try and close things out. It didn't go well for Branca; spotted to a two-run lead, he gave up one in the third and five in the fourth as St. Paul batted around, in an inning that featured two walks, two strikeouts and two triples. Indianapolis closed it to 6-4 in the fifth, and when Fleming delivered yet another RBI single in the 7th, the St. Paul bullpen went to work. Meanwhile, a succession of Indy relievers were mowing down St. Paul batters. Indianapolis tied it in the 9th when Jack Saltzgaver mishandled a grounder by Skeeter Newsome; he went to second on a grounder and scored on an RBI single by Jim Wasdell. Both teams used five pitchers; even a very tired Paul Erickson came on for the last two innings. Orval Grove took the mound in the 13th inning and walked Tommy Holmes (not surprising; he'd led the league with 76 in the regular season). Holmes stole second, went to third on a grounder, and Andy Pafko's long fly ball to Schoendienst was deep enough to deliver the winning run and the World Series victory.

Indianapolis 7, St. Paul 6 *WP – Erickson* *LP – Grove*

Series MVP – Andy Pafko, Indianapolis

Teams

NORTHERN DIVISION



Buffalo Chargers
Buffalo, NY



Fargo Phantoms
Fargo, ND



Omaha Comets
Omaha, NB



Providence Grays
Providence, RI



St. Paul Saints
St. Paul, MN

1943 CHAMPIONS

SOUTHERN DIVISION



Columbus Cougars
Columbus, GA



Fort Smith Rangers
Fort Smith, AR



Indianapolis Aces
Indianapolis, IN



Louisville Colonels
Louisville, KY



Raleigh Robins
Raleigh, NC

1945 CHAMPIONS

1944 CHAMPIONS