



**1916
American
League
Replay
Yearbook**

Boston overcomes slow start to clinch AL pennant on next to-last day of season



Babe Ruth's pitching leads Red Sox to come-from-behind march to 1916 American League title




Detroit's Ty Cobb falls just short of .400 for second season in a row



1916 Boston Red Sox: 91-63 in both real life and in 1916 AL replay.

**1916 American League Replay
Table of Contents**

<i>Table of Contents</i>	2
<i>Final Standings and Leaders</i>	3
<i>Introduction</i>	4-6
<i>1916 American League pennant race recap</i>	7-8
<i>Team-by-team recap</i>	9-13
<i>Team totals and team-by-team stats (individual batting, pitching)</i>	14-22
<i>1916 American League All Stars</i>	23-24
<i>Leaders: batting, pitching</i>	25-28
<i>AL standouts</i>	29-30
<i>Pinch-hitting</i>	31-34
<i>Batting highlights</i>	35-40
<i>Hitting streaks</i>	41
<i>Pitchers batting</i>	42-43
<i>Pitching highlights</i>	44-47
<i>Pitchers records v. opponents</i>	48-50
<i>Fielding</i>	51-53
<i>Injuries and ejections</i>	54
<i>No-hitter box scores</i>	55-57
<i>Inside the pennant race</i>	58-62
<i>Scores, month-by-month</i>	63-74



Artist's rendering: Fenway Park in 1916



1916 American League Final Standings and Leaders

Replay Results

	<u>W-L</u>	<u>Pct.</u>	<u>GB</u>
Boston Red Sox	91-63	.591	--
St. Louis Browns	89-65	.578	2
Chicago White Sox	88-66	.571	3
Washington Senators	87-67	.565	4
Detroit Tigers	76-78	.494	15
Cleveland Indians	72-82	.468	19
New York Yankees	68-86	.442	23
Philadelphia Athletics	45-109	.292	78

Real Life Results

	<u>W-L</u>	<u>Pct.</u>	<u>GB</u>
Boston Red Sox	91-63	.591	--
Chicago White Sox	89-65	.578	2 ½
Detroit Tigers	87-67	.565	9 ½
New York Yankees	80-74	.519	17
St. Louis Browns	79-75	.513	32 ½
Cleveland Indians	77-77	.500	39 ½
Washington Senators	76-77	.497	44 ½
Philadelphia Athletics	36-117	.235	58 ½

Batting leaders

Batting average	Ty Cobb, Det	.391
On base pct.	Ty Cobb, Det	.463
Slugging pct.	Joe Jackson, CWS	.502
Doubles	Joe Jackson, CWS	45
Triples	Jackson, CWS, Heilmann, Det	17
Home runs	W. Schang, Phila, G. Burns Det	11
Runs batted in	Bobby Veach, Det	108
Base hits	Joe Jackson, CWS	219
Runs scored	Ty Cobb, Det	117
Bases on balls	Burt Shotton, StL	97
Stolen bases	Ty Cobb, Det	80

Pitching leaders

ERA	Carl Weilman, StL	1.20
Wins	Harry Coveleski, Det	29-9
W-L pct.	Carl Weilman, StL	26-8
Shutouts	Babe Ruth, Boston	12
Strikeouts	Babe Ruth, Boston	157
Innings pitched	Babe Ruth, Boston	363.3
Complete games	H Covelski, Det, Ruth Bos	31 (tied)
Saves	Joe Bush, Phila	6

Most Valuable Player Joe Jackson, Chicago White Sox

Cy Young Award Babe Ruth, Boston

No-hitters:

Harry Harper, Washington, May 24 v. St. Louis 9-1

Joe Boehling, Washington, June 24 v. Cleveland 2-0

Carl Weilman, St. Louis, Aug 20 v Washington 1-0

Team v. Team Results

	<u>Bos</u>	<u>StL</u>	<u>CWS</u>	<u>Wash</u>	<u>Det</u>	<u>Cleve</u>	<u>NYN</u>	<u>Phila</u>	Wins
Boston Red Sox	-	11	10	10	13	17	13	17	91
St. Louis Browns	11	-	9	12	17	13	10	17	89
Chicago White Sox	12	13	-	10	9	10	18	16	88
Washington Senators	12	10	12	-	10	13	15	15	87
Detroit Tigers	9	5	13	12	-	11	11	15	72
Cleveland Indians	5	9	12	9	11	-	10	16	72
New York Yankees	9	12	4	7	11	12	-	13	68
Philadelphia Athletics	5	5	6	7	7	6	9	-	45
Losses	63	65	66	67	78	82	86	109	616

1916 AL Replay Introduction

The 1916 American League replay results mirrored the results of real life, with the **Boston Red Sox winning the AL pennant with a 91-63 record**, identical to their record in real life.



And, just like real life, Boston's battle to win the pennant was a struggle. The pennant race was not settled until the next-to-last day of the season.

Surprising St. Louis, the powerful Chicago White Sox, and the pitching-rich Washington Senators all were in contention throughout the entire replay. A hard-hitting offense kept Detroit kept the Tigers in the hunt for most of the year, although they faded in the last two months of the season.

The close competition gave meaning to virtually every game in the replay that involved the five top teams. As the pennant race headed down the stretch in August and September, the games were extremely competitive and featured superior pitching, clutch hitting, surprising heroics and numerous dramatic finishes.

All in all, it was an enormously entertaining replay.

Like the previous Deadball replays, the individual stars in the American League were headlined by Detroit's remarkable **Ty Cobb**, who kept his batting average above .400 for most of the season, before falling a few points under the vaunted .400 mark in mid-September.

The AL MVP was **Joe Jackson** (.365, league-best 108 RBI and 45 doubles and tie for league high with 17 triples), who was the driving force behind Chicago's bid for first place.

Seven pitchers won 20 or more games, headed by durable **Harry Coveleski** of Detroit (29-9), youthful Boston southpaw **Babe Ruth** (28-11 with 12 shutouts), steady **Carl Weilman** of the St. Louis Browns (26-8, league leading 1.20 ERA) and Washington great **Walter Johnson** (24-17)

Quickest replay of all my Deadball Era replays

The 1916 American League replay started on Wednesday, February 1, 2023, at 12:15 p.m. a bright sunshiny day with the temperature at a comfortable 77 degrees. As always, My spouse, **Carole threw the traditional first roll in the replay, which was a 45, resulting in a base on balls to NY SS Fritz Maisel**. Carole followed with rolls that resulted in base hits for Frank Gilhooley and Lee Magee, who singled home Maisel before she finally threw a 46, resulting in 32, a flyout to RF by Yankee 3b Frank (Home Run) Baker. The Yankees went on the win the game over the hapless Philadelphia A's 11-3.

The replay concluded, on **Monday, July 3, 2023**, at 8:05 p.m. an incredibly hot day (96 with a "feels like" head index of 105) that ended with an incredible lightning storm that was accompanied by the formation of a sizeable hole in the street in front of our house, resulting from a broken water main. At the bottom of the hole was a broken water main that flooded Bryn Mawr S treet until mid-morning on Independence Day. Amidst all the excitement, Carole rolled a 64, resulting in a 13, a strikeout for A's pinch-hitter Amos Strunk, as the Red Sox finished off their pennant-winning season behind Ernie Shore, who completed a 5-1 win.

The replay required **153 days** to complete (just over five months), the fastest replay I have ever conducted, averaging 4.02 games per day. I found this pace to very demanding, however, and made a mental note to shoot for a more leisurely time span of around 200 days for future replays.

1916 AL replay preparation, guidelines, and rules variations

With numerous templates available from previous replays, I only needed five weeks in preparing the logistics for the 1916 AL replay.

I used a pre-prepared season schedule that began on April 11 and concluded on September 26. This allowed an organized, manageable approach to the replay, rather than playing out the actual schedule of games played in 1916. The organized schedule allowed me to quickly detect errors in the standings or a team's won-lost record. This organized method, as opposed to dealing with a real-life schedule punctuated with rainouts and an uneven number of games for each team as the season progressed, lent itself to avoiding errors in calculating standings and statistics.

Within the replay schedule, each team played one another in a pair of three-game series (three at home and three away) from April 11 through May 27. Beginning May 29, each team played one another in four four-game series (two series at home and two series away) through September 26, for a total of 154 games. This was incredibly helpful in totaling stats in an organized, management manner.

As with previous replays, baseball-reference.com continued to serve the "go-to" information resource, along with SABR articles, several books about the Deadball Era, newspaper clippings, Google searches and articles from Newspapers.com that reference the 1916 season.

The biggest time saver was preparing all the starting lineups before the season began. The required entry in pencil, of the actual starting lineups and pitching rotations for *every game of the 1916 American League season*.

While laborious, the starting lineup entries served to better acquaint me with each team's lineup and individual characteristics. It also pointed out when team's experienced injuries in real life and how they adjusted their lineups as the season progressed. While the actual process of penciling in the lineups was a slog, the payoff was that the pre-written lineups enabled me to speed through the replay, making necessary adjustments, particularly lineup changes caused by injuries, by simply erasing and re-entering the lineup changes.

- The 1916 American League replay was the start of my sixth complete season of year-by-year replays from the Deadball Era starting with 1911.
- The MG symbols governed the use of players, per APBA Master Game rules. The 1916 MG symbols chart offered only batting splits from one side, so I researched the real-life splits for all batters and added the splits for both sides of the plate, based on real-life stats from baseball-reference.com
- The MG symbols did not include pitching Q factors, so I interpolated the Q factors as realistically as I could, based on real-life stats.
- I used Steve's Computer Card website to prepare a limited number of XC cards for players not carded by APBA and who had minimal playing time. The player selection was subjective, but I included every pitcher who made a start during the 1916 season or played in roughly five or more games with 10 or more at bats. The selection did not include all players who made an appearance (e.g. one or two games or only a couple of at bats).
- I utilized APBA's League Error factor, which was +3 for the 1916 season. The Error Factor significantly increased the number of errors in the replay and was about as accurate as APBA can be on fielding stats.
- The replay was played from the 2020 version of Master Game boards. Other than the use of the Error Randomizer and a pickoff rule modification, games were played solely within APBA rules. The Error Randomizer I employed was originally created by Dave Larson and was modified slightly to more heavily weight errors toward the infield. The Error Randomizer helped to more accurately reflect OF errors and increased the number of fielding opportunities for infield play and catchers.

An effective pickoff rule originated by fellow OAPBA manager Walt Taylor continued to be utilized to more accurately recreate pickoffs within the confines the regular APBA boards.

- Trades, roster changes and player debuts were conducted on the same or approximate team *game number* (not date) as real life, which enabled them to be inserted or deleted at the same time frame as real life. The information was obtained via the transactions listed on Baseball-Reference.com and related Web searches.
- To the extent possible, position players were limited to a combination of their real-life games played and total plate appearances, using a combination of all three defining factors to prevent overusing individual players. As always, the governing guideline for player usage was **common sense**.

Rather than rely on at-bats as the primary governing benchmark for regulating overuse of position players, **I relied on total plate appearances**. Further, to help in governing player usage, I **utilized the actual batting orders in the order of games played**, available through BaseballReference.com. This proved to be a real boon in terms of managing player usage. There were, of course, some minor discrepancies caused by injuries. All in all, the combination of plate appearances, actual batting orders and movement of players on or about transaction dates served to provide a very realistic presentation for each team.

Starting pitchers were utilized on the game numbers as real life starts and restricted to the same number of starts as real life (with a couple of minor exceptions, which moved a starting pitcher's start up or down in the schedule) to accommodate the actual playing dates. Relief appearances were used with the same frequency as real life, differing if there were blowouts or extra-inning games that required extended use of pitchers, particularly pitchers with low ratings.

Personal notes



The 1916 AL replay got underway in February, when Florida's weather was ideal for golf, followed by a shower and knocking out three or four replay games after a finishing off a round. As Florida's overheated "nuclear summer" approached, I increasingly stayed inside, turned up the air conditioning and reeled off more of the 1916 AL replay games.

Granddaughter **Kate Caborn** continued to build a record of learning and achievement while conducting the AL replay.

Kate completed her freshman year at Lake Highland Prep, turned 15, appeared in the musical *Chicago*, participated in Project Magic, a volunteer program assisting seniors and hospital patients,

recorded terrific grades and earned a USA Water Polo Academic All-American award, presented to student-athletes who earned a cumulative grade point average of 3.50 or higher for the 2022-2023 academic school year; completed the 9th, 10th, 11th or 12th grade in the spring of 2023.

Kate also earned her driver's certificate (requiring an adult with her in the car) and earned lifeguard certification. During the summer, just as the replay was wrapping up, she attended, for the second consecutive year, a summer Swim Camp at Gustavus Adolphus College, St. Peter's Minnesota, to improve her backstroke and swimming techniques for the upcoming fall 2023 swim season.



I participated in a Spark Golf League at the Orlando's ancient Dubsdread Golf Course, playing with my team partner **Fred Wilcox** (left), where we both shot around 94-95 each round, which, with our handicaps, put us in the upper third of the participating teams. My golf handicap remained at 19. My tee shots, while getting shorter with each passing year (I hit age 80 in May, 2023), stayed in the fairway about 90 percent of the time and in the light rough when I missed. Getting on greens in regulation, however was a different story. The distances to the greens get longer and longer as the years go by.



Wayne Herrick (L) and me at the acclaimed Cabot Citrus Farms golf course near Brooksville, FL.

On March 26, I lost my great friend and golfing companion **Wayne Herrick** (right) when he succumbed to injuries suffered in a fall that resulted in a blood clot that connected to heart problems Wayne had battled over the past decade. Wayne was a close friend and, despite a mild demeanor, he was a fierce competitor on the golf course. We played over 300 rounds of golf together over the past decade...and I miss him.



In OAPBA (the Orlando APBA Association) my team, the Beefers, got off to a miserable 1-7 start and finished in the first half cellar with a dismal 13-27 record (two 40-game halves).

In short, there was a lot going on from February through early July 2023, but still time to sit down, roll the dice, and see what happens while re-creating a wonderfully competitive baseball season from more than a century ago.



On May 25, my friend Steve Scott and I made the two-hour trek to St. Petersburg, where we watched the Tampa Bay Rays down Toronto 6-1, with Zach Eflin winning his seventh game. The return journey took nearly four hours in traffic and a terrible lightning storm.



On July 1, just as the replay was wrapping up, our crepe myrtle trees began to bloom in our front yard. By July 3, the day the replay finished, and the tree was reaching its peak coloration.

1916 American League pennant race

Boston edges Chicago, St. Louis, Washington in spectacular four-team battle for AL crown

Boston, the real-life winner American League winner in 1916, also prevailed in the replay, but it wasn't easy.

Boston started as if the team would romp to the pennant, winning six of their first nine games, including shutout wins in three of their first four games. Reality set in however, as they lost six in a row from Apr 22-30, falling into seventh place.

The Red Sox were forced to slowly work their way up the standings over the next three months to fight their way into contention. They finally reached the top of the standing on Sept 4, in a tie with Chicago and St. Louis, and took sole possession of the lead on September 9, staying on top for the remaining 19 days of the season, fighting off the Browns, White Sox, and Senators.

Meanwhile, Washington, reeled off an 11-game win streak took the early lead, seizing first place on April 22 and remained on top of until May 10, when St. Louis moved into the lead. The Browns stayed in front until June 18, when Washington regained first place.

The Senators remained atop the standings for the next two months, highlighted by a pair of no-hitters by pitchers **Harry Harper** and **Joe Boehling**, falling out of the lead on August 18, when the Browns again grabbed first place.

After a lifeless stretch in the second division from May 2-June 1, the Red Sox finally began to show signs of life with a five-game win streak June 2-6, improving to 26-28 and climbing to fifth place. The Red Sox hit the .500 mark on June 26 at 35-35, but fell back and pattered along in fifth for the next two weeks. After a five-game win streak July 12-16, they finally climbed over .500 with a 47-43 record.

Boston then went on their best surge of the season, **going 18-1 from July 19-Aug 8**, including a sweep of the front-running Senators, to climb into second place, within two games of league-leading Washington.

Just as it appeared Boston was going to take over first place had found the winning formula, they losing eight of the next nine from Aug 10-18, scoring only 12 runs, including back-to-back one-hit shutouts at the hands of **Red Faber** and **Jim Scott** of the White Sox on Aug 10-11. The

slump dropped Boston back into fourth place, six games behind St. Louis, who moved into the lead on August 18.

At this point, Washington slowly began to fall out of the race, losing three in a row to Cleveland and extending their losing streak to six straight with three more losses against the Indians, Aug 24-Aug 30. The Senators went 15-10 the rest of the way, but it was not good enough to gain any ground on the three front-runners.

St. Louis hung on to the lead through September 2, when Chicago moved to the top of the standings by one game over the Browns and Boston. The White Sox regained the lead on Labor Day (Sept 3) behind **Urban Faber**, who beat Cleveland on four hits by an 8-1 score, knotting the pennant race into a three-way tie for first place, with Washington only four games out.



Urban Faber,
Chicago White Sox

The standings on Sept 4

Chicago	78-57	--
St. Louis	78-57	--
Boston	78-57	--
Washington	74-61	4

Chicago remained in front through Sept 8, but fell out of first on Sept 9, losing 4-1 to Washington's **Walter Johnson** while the Red Sox staged a frantic 8-7 come-from-behind 11-inning win over Cleveland to move into first place by one game. After three more wins over the Indians, Boston had a two-game lead over Chicago with St. Louis and Washington each four games out.

After a two-day break in the schedule, the race tightened even further. The Red Sox hopes dimmed after losing three of four to Washington Sept 14-17. At the same time, Chicago won three of four from Cleveland and St. Louis swept Detroit in a hard-fought four-game series. With eight games left in the schedule, the pennant race continued to be up for grabs.

The standings on Sept 17

Chicago	85-61	--
Boston	85-61	--
St. Louis	84-62	1
Washington	83-63	2



Jim Scott,
Chicago White Sox

At this point, the schedule, became Boston's best friend, with tail-enders New York and Philadelphia their only remaining opponents for their final eight games. In the West, all of Chicago's remaining eight games were on the road, first against the troublesome Tigers and second at contending St. Louis.

The Red Sox took advantage of their easy remaining schedule as they swept the seventh-place Yankees in their four games, highlighted by a 1-0 three-hitter by **Carl Mays** and a 4-0 shutout by **Ernie Shore**, lifting them two games ahead of Chicago, who split their four-game series against Detroit and three games in front of St. Louis, who split four games with Cleveland.

With four games remaining in the season, Philadelphia's **Rube Parnham**, making only his second start of the season, shocked the Red Sox with a 2-0 shutout on Sept 23, followed the next day by a 4-2 victory by the A's **Joe Bush**.

Over the same two days, second-place Chicago lost the great opportunity to catch Boston, dropping two games at St. Louis, 3-2 to **Carl Weiland** and 5-4 to **Eddie Plank**, lifting the Browns into second place by only one game...with two games left on the schedule for both Boston and St. Louis.


Needing to win to keep ahead of the Browns, the Red Sox made a statement on the season's next-to-the last day, **pouring over four runs in the third and nine runs in the fourth enroute to a 21-2** massacre of Philadelphia that clinched the pennant.




Rube Parnham, Phila A's

At the same time, the White Sox blew an early 5-0 lead only to come back to administer a crushing defeat to the Browns 8-6, dropping St. Louis two games behind with only one game left **clinching the pennant for Boston**.

Boston finished at 91-63, two games ahead of the Browns with Chicago three games behind and Washington four games out, in what was a remarkably entertaining pennant chase.



Washington led the American League from June 18-August 18 behind the pitching of **Joe Boehling** (*left*) and **Harry Harper** (*right*), who were a combined 15-7 during the two month span. Boehling threw a no-hitter against the Browns on May 24 and a month later, on June 24, Boehling, fired a no-hitter against Cleveland on June 24.



40-year old Browns lefty **Eddie Plank** still had plenty of gas left in the tank, going 15-9, 2.34 with a pair of shutouts.

Team-by-team recap

First place: Boston Red Sox 91-63, +2 games

The Red Sox won their second American League replay title in three years in the 1916 replay, after winning the replay World Series in 1914 and losing to the White Sox in the three-way, round-robin World Series in 1915.

For the longest time, it looked as if Boston was going to wind up well short of the pennant. The Red Sox got off to a sluggish 8-10 start in April and then slogged through May at 20-26.

After losing on June 1, the Red Sox were 20-27, question marks were beginning to emerge as to their viability in the AL race. The Sox then won five in a row to get to 25-27 before dropping a 7-2 decision to New York's Ray Keating, but then slumped again, losing six of their next 10 games, falling back to 29-34, twelve games behind league leader Washington on June 18.

Philadelphia provided a quick antidote to the slump as the Red Sox scored eight runs in the first inning of a 9-2 romp over the A's on June 19 and then won their nine of their next 12 games to improve to climb into fourth place, 11 games out, by July 1.

After losing three in a row to close out their four-game series against Detroit July 2-3, against raised doubts about Boston's chances. A four-game sweep of Cleveland July 4-7 momentarily calmed things down, but the Red Sox then lost three in a row at second-place Chicago before Babe Ruth salvaged the finale 4-2 on July 12 to put Boston at 43-43, in fifth place, 10 games behind leading St. Louis.

Ruth's win over Chicago seemed to ignite the team, who went on to win eight of their next ten games before dropping a pair to Detroit on July 17-18. The winning continued, however, as the **Red Sox reeled off 13 wins in a row from July 24-Aug 8**, lifting them into a tie for second place with St. Louis at 63-46, two games behind Washington.

What the Baseball Gods had giveth, however, they immediately took away, as fourth-place Chicago's Red Faber and Jim Scott threw back-to-back one-hitters at the Red Sox Aug 10-11, dropping Boston four games back. Dutch Leonard staunchly bled the team with a 1-0 win over Faber Aug 12, but **Boston continued to spiral downward, losing the next six in a row**.

On August 18, Boston (65-54) found themselves six games behind St. Louis, but they embarked on yet another surge, winning nine of their next 11 games to close the gap to two games behind the leading Browns by August 31, tied with Chicago.

In a key series matchup with league-leading Browns starting on September 1, Dutch Leonard held on to beat St. Louis 3-2, lifting the Red Sox to within a game of the lead. Former Federal Leaguer Dave Davenport one-hit Boston the next day for a 4-2 win, but **the Red Sox won the final two games of the series to move into a three-way tie for the lead with Chicago and St. Louis on Sept. 4**.

From that point forward, Boston's momentum pushed them to the pennant, winning three of four against Detroit and sweeping Cleveland to move into the lead by two games by Sept. 11. The Red Sox stumbled against Washington Sept 14-17, losing three of four to fall into another tie for the lead, this time with the White Sox, but Boston then swept the slumping Yankees four straight to take command by two games with four games left...against the last-place A's.

Philadelphia shocked the Red Sox in the opener with unknown Rube Parham blanks Boston 2-0 on eight hits. Chicago, however, failed to gain, losing to Browns lefty **Carl Weiland** 3-2. The A's pulled another rabbit out of the hat the next day, coming from behind as **Joe Bush** edged **Babe Ruth** 4-2, but Chicago once again lost, this time by a 5-4 score as Browns SS **Doc Lavan** singled home the winning run off **Joe Benz** in the bottom of the eighth.


With two games left and only a one-game lead over St. Louis, who had replaced Chicago in second place, the Red Sox made a statement, **scoring four runs in the third and nine runs in the fourth enroute to a 21-2** massacre that clinched the pennant on Sept. 25. At the same time, the White Sox overcame blowing a 5-0 lead to win 8-6 over St. Louis, putting the Browns two games behind with only one game left, **clinching the pennant for Boston**.

Boston finished off the regular season on a high note with Ernie Shore, who had suffered several hard-luck losses, won his 16th game of the season as Boston glided past the A's by a 5-1 score.

The Red Sox pitching was the best in the AL (2.16 ERA).

Leading the way for Boston were southpaws **Babe Ruth** (28-11, 1.41 ERA, league-leading 157 Ks) and **Dutch Leonard** (20-11, 2.28). Both got off to mediocre starts, but both caught fire around the same time. Ruth was 21-5 from June 2 through the end of the season while Leonard was 13-3 from July 6 through season's end. Righthander **Carl Mays** (13-10, 1.73) won several key games. **Ernie Shore**, who had dazzled with three no-hitters in the 1915 replay, suffered from lack of support, losing four games by 1-0 scores, and went 16-13, but had a 1.45 ERA. Saving his best for last was **Rube Foster** (9-9, 3.65), who struggled most of the season, but won six of his last decisions, all from Aug 4 on, to keep Boston in the race.

RF **Harry Hooper** and LF **Duffy Lewis** were the cornerstones in a great defensive outfield. Baserunners had a hard time advancing on their strong throwing arms and they both consistently choked off rallies with catches that other outfielders could not make. In CF, **Tilly Walker**, who came over from St. Louis, was not able to equal the talents of **Tris Speaker** (who had moved to Cleveland), but he was good enough to get the job done.



Rube Foster, the 1915 replay AL Cy Young winner, saw his record drop to 9-9, but six of his wins came during the last two months of the season.

on

Boston's offense was not overwhelming, lacked power, and, from time-to-time, slumped, but were opportunistic when it counted. 3b **Larry Gardner** (.298, .345 OBP, 59 RBIs) was Boston's top-ranked hitter. Walker hit .292 and led the team in RBIs with 67. Duffy Lewis hit .283 with 58 RBIs and Hooper hit .279 and stole 28 bases. The combination of lefty **Dick Hoblitzell** (.274, 53 RBIs) and righty **Del Gainer** (.294, four HR) worked at first base. **Pinch Thomas** (.285) was the best hitter among a four-man catching corps, but lacked the defensive capabilities of **Hick Cady**, who only hit .150 and manager **Bill Carrigan** (.203), who played in limited action. Second base was a problem with **Jack Barry** failing to hit (.186) and lost to injuries two-thirds of the way through the season, but **Hal Janvrin** (.249) filled the gap and paired up well with defensive mainstay SS **Everett Scott** (.232).

OF **Olaf Henrickson** hit only .170 overall, but excelled in his pinch-hitting role, going 10-36, .277. Pinch running specialist **Mike McNally** was 17-1 on steal attempts.

Second place: St. Louis Browns 89-65, 578, - 2 games

A seventh-place finisher in the 1915 AL replay, the Browns, augmented by the addition of former Federal Leaguers OF **Ward Miller** and pitchers **Dave Davenport** and **Eddie Plank** came within an eyelash of winning the AL pennant, finishing a game behind Boston.

The steady pitching of the trio of **Carl Weilman** (26-8, league-best 1.20 ERA), Davenport (16-12, 2.79), Plank (15-9, 2.34) and veteran **Bob Groom** (14-9, 2.35) kept the Browns contention throughout the entire replay. While the starters generally performed well, they suffered control problems frequently and as a team, the Browns pitching staff walked 468 batters.

Rookie **Ernie Koob** (7-9, 4.35) started out well after a mid-season call up, but faded, losing his last three decisions, two of them to Boston during the September stretch run. **Doc Crandall**, another former Federal Leaguer, who had been counted on for relief help, was cut from the roster in April.

The top hitter in the Browns lineup was 1b **George Sisler**, who ranked fifth in AL batting (.325) and drove in 87 runs. 2b **Del Pratt** delivered another solid season with 31 doubles and 85 RBIs, despite hitting only .251. In CF, **Armando Marsans** (.276, 70 RBIs) previously with Washington, replaced Tilly Walker, who went to Boston. LF **Burt Shotton** led the league with 97 BB and stole 34 bases from the leadoff slot. **Wade Miller** hit .251 with 59 RBIs and 42 SB with a .355 OBP, seventh in the AL. Behind the plate, **Hank Severeid** hit .258 and drove in 38 runs.

Defensively, the Browns had problems with a team total of 187 errors. Wade Miller proved to be a liability in RF with a weak throwing arm and 10 errors. Marsans booted 14 balls in CF and Shotton made nine errors in LF. The SS combo of **Doc Lavan** (.242) and **Ernie Johnson** (.218) made 35 miscues and the pitching staff made an alarming 34 combined errors.



Lefty **Carl Weilman** was the mainstay of the Browns pitching staff, 26-8, league-best 1.20 ERA.

Third place: Chicago White Sox 88-66, .571, -2 games

The reigning AL replay champion White Sox came close to winning the AL a second time in a row, but lost their chance in the final 10 days of the season, losing six of their final 12 games, including three of four to the Browns in their final series of the year. Chicago got off to a slow 11-12 start, but quickly moved into contention in May and stayed at or near the top spot for the remainder of the year.

Leading the way for Chicago was LF Joe Jackson, the MVP of the 1916 AL replay. Jackson, in his second season as a member of the White Sox, was their driving offensive force all season long. He was runner up to Ty Cobb in batting, hitting .365 and led the league in doubles (35), RBIs (108), slugging (.502), total bases (301) and base hits (219), tied for the lead in triples (17) and was third in OBP at .409. With a powerful arm, Jackson also was a defensive force that slowed runners from advancing very often.

On defense, the White Sox committed the fewest errors in the league (148). With a powerful arm in LF, Jackson was a defensive force that slowed runners from advancing very often. CF Happy Felsch was also a defensive whiz, committing only two errors all season. Felsch also enjoyed a fine year at the plate, hitting .303, sixth in the AL, and showed flashes of power with 29 doubles and seven HRs. Behind the plate, C Ray Schalk's emerged as the best defensive catcher in the AL and hit a respectable .249 with RBIs.

2b **Eddie Collins** anchored the infield with magnificent defensive play and hit a solid .277 with 78 BB and a .361 OBP. Collins did not hit with much power, but stole 58 bases.

The rest of the ChiSox infield failed to show the same level of defense as Eddie Collins and Schalk. **Buck Weaver** (.216, 53 RBIs, 25 doubles) split time between SS and 3b and struggled defensively with 29 errors. At first base, **Jack Ness** hit .295 and only struck out 12 times in 330 plate appearances, but lacked the defensive skills of **Jack Fournier**, who had an off year compounded by injuries, hitting only .237 in limited play.

RF **Shano Collins** could not maintain the same offensive prowess he showed in 1915 and fell to .243, but hit 20 doubles and 14 triples.

Chicago's pitching ranked alongside that of Boston in terms of quality. Their 2.35 ERA was second to the Red Sox. Chicago pitchers issued the fewest BB in the AL (421).

The deep White Sox staff was led by a pair of left-handers, second-year man **Lefty Williams** (19-6, 1.77, eight shutouts) and **Reb Russell** (16-9, 1.92). 1915 replay Cy Young winner **Urban Faber** (16-10, 2.23) and **Joe Benz** (12-7, 2.35) had good seasons. **Eddie Cicotte**, an 18-game winner in the ChiSox championship 1915 season, fell to 7-11, but had a 2.35 ERA with the White Sox scoring two or less runs in



Eddie Collins play at second base was a key to Chicago's outstanding defense.

nine of his eleven losses. **Mellie Wolfgang** (8-5, 2.41) was effective as a part-time starter-reliever. **Jim Scott** (6-13, 2.92) was not able to replicate his 1915 championship season form.

Fourth place: Washington Senators 87-67, .565, -4 games

The Senators made a spirited bid for the AL flag in the 1916 replay. Washington jumped into an early lead with an 11-game win streak in April and after dueling with St. Louis throughout May and mid-June, the Senators moved to the lead on June 18, where the pitching quartet of **Walter Johnson**, **Bert Gallia**, **Harry Hooper** and **Joe Boehling** kept them on through August 18. After falling out of first place, the Senators lagged, scoring only one run in a five-game stretch while getting shut out twice by Chicago and Cleveland and scoring only one run during the five game stretch from Aug 25-30. The Senators went 15-10 the rest of the season to finish four games behind Boston. Even with the late slump, however the Solons still had an outside chance to win until the final week of the season.

The Senators were not a potent offense team, hitting .241, with slugging percentage of .307, which required them to depend on speed and inside baseball. The lack of a consistent offense put a great deal of stress on the pitching, which, fortunately for Washington, was outstanding.



Walter Johnson, Washington's great righthander, won 24 games.

Walter Johnson (24-17, 3.18, 23 CG, six shutouts), again ranked among the league leaders in wins, but it was a tough ago for the righthander. Johnson struggled with his control on occasion and walked 110 batters, but he just missed winning his fifth straight strikeout crown with 155 Ks, only two behind strikeout leader Babe Ruth. Like seasons before, Johnson frequently suffered from a lack of run support with five of his 17 losses occurring when Washington failed to score.

Harry Harper (20-13, 2.02) was outstanding with a with six shutouts. His high point was a **9-1 no-hitter against St. Louis on May 24**, followed by a 1-0 one-hitter over Boston's Babe Ruth five days later. In June, Harper threw back-to-back shutouts against Philadelphia and New York. In a carbon copy of the 1915 replay, **Bert Gallia** (16-10, 2.18), went 4-1 in September to keep Washington in the race. Lefty **Joe Boehling** (13-5, 2.43 with the Senators) was having any outstanding season, but was traded to Cleveland, along with OF Danny Moeller, in August, for 3b **Joe Leonard** and **Elmer Smith**, in an effort to augment the offense. **Jim Shaw** (5-3) rebounded from a poor 1915 season and was used primarily in relief, notching two saves.

Offensively, the Senators tried to make up the lack of hitting with speed, leading the AL league in stolen bases with 211 swipes. Washington hit only 15 home runs as a team and ranked next-to-last in doubles with 167 two-base hits.

Diminutive 3b **Eddie Foster** (.263, .346 OBP, 77 BB) and had the highest batting average among Senator regulars and stole 49 bases, but also let the AL with 24 GIDPs. CF **Clyde Milan** was disappointing (.243, .305 OBP, 58 RBIs) but stole 53 bases while only being caught 10 times. Utilityman **Howard Shanks** (.253, 66 RBIs) and had an amazing 32-2 record on stolen base attempts.

C **John Henry** hit .266, but was only able to appear in 102 games. 1b **Joe Judge** hit .236 and stole 29 bases.

Elmer Smith, who came over in the Boehling trade along with **Joe Leonard** in August, hit a respectable .293 with 16 RBIs. Leonard hit .247, but only drove in 10 runs in 38 games.

Fifth place: Detroit Tigers, 76-78, .494, -15 games

Detroit may have had a losing season, but with a high-powered offense and a pitching staff that could implode at a moment's notice, they were a highly entertaining team to watch.


Detroit hovered around .500 all season long. By Sept. 13, the Tigers had climbed to 72-70 and appeared to have a shot at a winning record, but a four-game sweep at the hands of St. Louis and splits with Chicago and Cleveland in their final two series doomed them to a losing record for the 1916 season. The Tigers did take a measure of revenge on their Western opponents by posting a winning record against both second-place St. Louis and third place Chicago.

The Tiger offense, of course, was driven by batting champ CF **Ty Cobb**, who hit over .400 until Sept 11, when he finally fell below the revered batting average. Cobb won the AL batting title with a .391 mark and was tops in OBP at .463 and 117 runs scored, second in base hits with 207, third in RBIs with 92 and wound up eighth in home runs with six round-trippers. On the basepaths, Cobb was again a terror, swiping 80 bases, but getting nailed 33 times, the most in the American League.

Cobb's wingman in LF, **Bobby Veach**, took advantage of Cobb's constant presence on the basepaths to drive in 107 runs, second in the league. Veach had 31 doubles and 14 triples and ranked in the top 10 with 168 hits. In RF, the combination of aging **Sam Crawford** (.333, 48 RBIs in 77 games) and **Harry Heilmann** (.273, 62 RBIs) completed the most power-laden outfield in the American League.

Adding to the offensive fireworks was 1b **George Burns**, who hit .285 and tied with Wally Pipp for the AL home run crown with 11 round-trippers. Burns drove in 87 runs. 2b **Ralph Young** hit .255 with 59 RBIs and SS **Donie Bush** walked 68 times while hitting .248 with 19 SB. C **Oscar Stanage** hit .255 with 37 RBIs.

The Tigers had to rely primarily on a two-man pitching staff that consisted of the league's winningest pitcher, lefty **Harry Coveleski** (29-9), and righthander **Hooks Dauss** (16-8), who both had fine seasons.



Tiger 1b **George Burns** tied with NY's Wally Pipp for the AL HR title with 11 home runs.

Two problems, however, plagued the Detroit pitching situation: first, there were no reliable starters after Coveleski and Daus to pick up the slack for the Tigers and second, the Tiger pitchers collectively walked more men than they struck out (487 BB) **Jean Dubuc**, a 22-game winner in the 1915 replay, slumped to 7-17, 4.16 and **Bill James** (not the one who starred for the 1914 Boston Braves) plodded to a weak 5-15, 5.34 record. Lefty **Willie Mitchell**, traded to the Tigers in mid-season for part-timer Marty **Kavenaugh**, surprised with a 9-5 record in half a season. Reliever **Bernie Boland** was 2-12 with an unsteady 7.45 ERA and was victimized time after time while trying to hold Tiger leads.

The Tigers defense continued to be an afterthought with the Detroit leading the AL with 215 errors. Stanage, the catcher recorded an abysmal 38 errors while the keystone combination of Donie Bush and Ralph Young combined for 47 errors.



Cleveland CF **Tris Speaker**, in his first season with the Indians, hit .352 and totaled 198 hits with a .439 OBP.

Sixth place: Cleveland Indians 72-82, .468, -19 games

Cleveland, with **Tris Speaker** in the lineup moving over from Boston to take command in CF, slogged through a disappointing start, but improved throughout the season, going 31-21 over the final two months, highlighted by a seven-game win streak from Aug 16-23.

Speaker ranked third in AL batting (.352) and second in OBP (.438) while driving in 76 runs with 28 doubles and seven home runs. On the basepaths, Speaker stole 38 bases, but was caught stealing 23 times. In CF, Speaker was spectacular, committing only three errors while throwing out six baserunners.

The rest of Cleveland's offense was average with RF **Braggo Roth** (.274) and 1b **Chick Gandil**, previously with Washington, hitting .271 with a team-leading 77 RBIs.

Bill Wambsganss (.260) spent time at 2b, SS and 3b, and somehow drove in 70 runs with only 15 extra-base hits in 140 games. **Ray Chapman** (.232) also bounced around the infield and, like Wambsganss, had no power with 13 extra base hits in 439 at bats, but unlike Wamby, only drove in 28 runs.

C **Steve O'Neill** played sound defense, but hit only .237 with 23 doubles. LF **Jack Graney**, who batted leadoff, hit only .218 but drew 73 BB.

Cleveland's pitching centered around hard-working **Jim Bagby** (21-12, 1.47), who led the league in appearances (49) and saved four games, second in the league.

It was a big dropoff to number two starter **Stan Coveleski**, who slumped to 10-15, 3.28 after going 24-12 in the 1915 replay. **Ed Klepfer** (9-6, 3.66), **Fritz Coumbe** (8-5, 1.61) and **Guy Morton** (7-11, 3.31) made up the remainder of the Tribe's rotation.

Seventh place: New York Yankees 61-93, .396, -54 games



Yankee 1b **Wally Pipp** hit nine HRs, second in the AL tied with teammate Roger Peckinpaugh.

New York got off to an encouraging 10-8 start in April, but lost 16 of their next 22 games, dooming them to a second division finish.

After falling to 29-34 on June 13, the Yankees picked up the pace considerably, going 21-19 for the rest of June and through July 29 to pull to within two games of .500 at 50-52.

The bottom then fell out as the Yankees suffered from a series of injuries that kept their lineup in a constant state of flux for the rest of season. Seven key players fell victim to ailments, resulting in New York having to rely on second-tier backup players for considerable lengths of time, watering down their offense and decimating their defense. Over the final two months of the season, the Yankees could only manage an 18-34 record, dropping them into seventh place.

Bob Shawkey (19-8, 1.83, five shutouts) rebounded from a woeful 1-11 1915 performance and stood out among AL pitchers while the injury-riddle offense was able to show up only occasionally.

1b **Wally Pipp** was New York's most consistent hitter (.267) and drove in 89 runs. SS **Roger Peckinpaugh** hit 22 doubles, hit nine home homers with 58 RBIs and led the team with 28 steals. 3b **Frank (Home Run) Baker** showed flashes of the past with eight HR and 53 RBIs, but missed a third of the season with injuries. 2b **Joe Gedeon**, acquired from St. Louis, stole 25 bases, but hit only .235.

Newcomer **Nick Cullop**, from the Federal League, was 12-10, 2.59 with 112 strikeouts while **George Mogridge** (12-11, 2.00) also pitched well at times. The remainder of the Yankee pitching staff was disappointing with **Ray Fisher** (6-12, 4.13) and **Allan Russell** (6-15, 3.18) both inconsistent all season long. Longtime Yankee mainstay **Ray (Rube) Caldwell** suffered through a 5-14, 4.97 year.

Eighth place: Philadelphia Athletics, 45-109, .240, -46 games

A surprise in the replay was the performance of the last-place Athletics, who won nine more games than their real-life performance (45-109 versus 36-117) and nine games more than their horrible 37-117 record in the 1915 replay. While the Athletics still were a poor team, they were not nearly as bad as expected and teams could not count on being able to roll over team.

The A's started off the season with nine consecutive losses before they surprised New York with a three-game sweep in a visit to the Polo Grounds. After winning five of seven in early May, Philadelphia had a 9-20 record on May 13. The losses, however began to mount up more rapidly and by July 26, the A's were 32-67, bad, but not yet disastrous...but that was to come.

From July 27 through the rest of the season, the Athletics were 13-42, all the while sinking lower and lower in the cellar.

The only bright spot came during their final 12 games, when the A's went 6-6 after inserting newcomers 2b **Roy Grover** (.390 with 32 hits in 21 games) and OFs **Buck Thrasler** (.304, seven RBIs in eight games) and **Jim Brown** (.286, eight RBIs in 14 games) into the lineup for a look-see. The youngsters led the A's to a split in a four-game series at New York, followed by another four-game split at Washington, followed by winning the first two games at home against Red Sox on Sept. 23-24, threatening to derail Boston's pennant chances. The mini-surge ended, however, in Philadelphia's next-to-last game of the season, when Boston, obviously intent on nailing down the AL pennant, buried the Athletics 21-2, followed with a 5-1 seven-hitter by Ernie Shore to end the season for both clubs.

Despite Connie Mack's dismantling of the great A's teams of the early 1910s, the presence and performance of veterans like **Amos Strunk** (.329, .394 OBP), **Wally Schang** (.240, 11 HRs, tied for the AL lead, and 70 RBIs), **Stuffy McInnis** (.290, 66 RBIs) along with oldster **Nap Lajoie** (.243, 47 RBIs in two-thirds of a season before retiring) and the determined pitching of **Joe Bush** (14-19, 2.82), enabled the A's to ambush enough of their opponents to qualify as a spoiler in the 1916 replay.

Other than Bush, Philadelphia's pitching was a disaster. **Elmer Myers** (11-27, 4.96) led the league in losses and gave up the most runs in the league (175). **Jack Nabors** ranked second in losses (9-21, 4.94). The rest of the pitching staff combined for an 11-42 record with **Tom Sheehan** (416) the only other pitcher to record more than two wins.



Amos Strunk ranked fourth among AL hitters with a sparkling .328 batting average that included 33 doubles and 60 RBIs for the woeful Athletics.

1916 American League Team Totals

Batting																		
Team	Avg	OBP	Slg	AB	R	H	2B	3B	HR	RBI	BB	K	SB-CS	SH	SF	HE	DP	E
Detroit	.271	.335	.358	5352	733	1450	194	93	30	668	516	481	143-69	18	51	23	113	215
Boston	.253	.310	.318	5277	597	1334	201	54	11	528	439	375	94-53	73	59	28	117	157
Chicago	.250	.311	.330	5297	642	1324	192	85	21	589	473	485	137- 81	73	52	18	79	148
Washington	.241	.307	.307	5195	602	1250	167	67	15	522	500	476	211 -67	55	58	21	96	182
New York	.240	.305	.317	5103	559	1227	175	55	36	512	467	541	132-64	63	46	29	100	.193
St. Louis	.240	.315	.301	5260	602	1264	166	55	15	549	554	538	195-73	46	43	37	99	187
Cleveland	.239	.304	.310	5122	558	1225	202	48	21	498	482	464	88-58	65	47	14	100	159
Phila	.236	.287	.304	5140	535	1214	169	56	23	493	358	495	79-57	52	52	29	92	194
AL Average	.246	.309	.318	5219	604	1286	183	64	22	545	474	482	135-65	56	51	25	100	179

Pitching																
Team	W-L	ERA	Apr	GS	CG	Sh	Sv	IP	H	R-ER	HR	BB	SO	HB	WP	
Boston	91-63	2.20	231	154	84	24	7	1388.7	1073	426-339	17	427	518	21	17	
Chicago	88-66	2.35	240	154	78	21	7	1383.3	1109	444-361	18	421	461	26	7	
Washington	87-67	2.99	244	154	83	20	7	1389.0	1166	560-461	23	455	575	26	21	
St. Louis	89-65	3.00	243	154	79	17	5	1386.3	1199	566-463	24	468	449	26	13	
Cleveland	72-82	3.29	286	154	59	12	8	1375.0	1324	591-502	20	412	456	27	10	
Detroit	76-78	3.44	276	154	65	18	7	1369.7	1395	678-524	7	489	487	19	35	
New York	68-86	3.47	265	154	66	17	4	1355.7	1379	620-523	17	433	511	27	16	
Philadelphia	45- 109	5.20	266	154	48	6	11	1350.3	1768	950-780	37	682	576	25	37	
AL Average	77-77	3.29	256	154	70	14	7	1347.0	1303	602-492	20	475	504	25	19	

Balks: Boston 2, Chicago 2, Cleveland 2, Detroit 1, St. Louis 1, Washington 1

For the second straight season, **Detroit's offense was the best-hitting aggregation in the American League**, led by batting champion Ty Cobb. The Tigers hit .271 as a team and let the league in OBP (.335), slugging (.359) and hits (1450).

Unfortunately, Detroit's offensive abilities were undone by a pitching staff that allowed the second highest run total in the AL (678) and a defense that committed 215 errors, the most in the league, leading to 154 unearned runs, the second-most allowed by any team other than Philadelphia's total of 170 unearned runs allowed.

League champ Boston hit only 11 home runs, the fewest in the AL, but their team .253 batting average ranked second in the league and their ability to score runs without power was signaled by their 73 sacrifices and 59 sacrifice flies. The only flaw in the Boston batting totals was their tendency to hit into double plays, leading the league with 117 GIDPs.

Playing in the home run friendly Polo Grounds, **New York again led the league with 36 home runs**, led by Wally Schang, who hit 11 home runs while playing in a limited role behind the plate and in the outfield. Roger Peckinpaugh hit nine HR and Frank Baker hit eight HRs accounting for all but eight of the Yankees home runs.

The stats for Boston and Chicago, the two teams with the best pitching staffs in the AL, were eerily like 1915. The Red Sox again had the best pitching staff in the American League with a collective 2.20 ERA and allowed the fewest runs (426) and hits (1073) while Chicago's pitchers again ranked second (2.35 ERA) and allowed only fifteen more total runs than Boston (235).

The Red Sox had a league-best 84 complete games and 24 shutouts, led by Babe Ruth with 31 CG with and 12 shutouts. The White Sox had 78 complete games, one less than second-place St. Louis (79 CG) and 21 shutouts, three less than Boston.

The team with the league's worst pitching, **Philadelphia, actually showed some improvement from their horrid 1915 replay performance.** The A's staff ERA of 5.20 was better than 1915 (5.61) and their runs allowed total of 950 was better than the previous season, when they opened the floodgates, allowing 1,048 runs. The A's pitchers led the league in home runs allowed (37), far and away the most HRs allowed in the league. They further compounded their woes with a lack of control, walking an astounding total of 682 hitters, nearly 200 more than Detroit's pitchers, who walked 489 opposing batters.

1916 Boston Red Sox
91-63, .591, first place, + 2 games

Player	Avg	OBP	G	AB	R	H	2b	3b	HR	RBI	BB	K	SB-CS	Sac	SF	HBP	DP	E
Hick Cady c	.150	.215	76	180	9	27	4	4	0	9	15	14	0-0	4	0	0	7	3
Dick Hoblitzell 1b	.274	.341	113	442	52	121	18	0	0	53	42	38	3-4	2	8	7	10	14
Jack Barry 2b	.186	.255	98	361	33	67	7	0	0	24	29	21	7-5	7	4	6	9	13
Everett Scott ss	.232	.291	129	456	50	106	24	0	0	37	35	12	3-6	7	5	5	13	24
Larry Gardner 3b	.298	.354	144	530	63	158	12	5	2	59	49	32	8-6	8	7	2	5	9
Duffy Lewis lf	.283	.313	152	614	71	174	24	6	0	58	30	40	7-7	6	7	0	19	3
Tilly Walker cf	.292	.332	127	489	56	143	34	15	1	67	31	21	11-7	1	6	1	16	12
Harry Hooper rf	.279	.357	149	603	96	168	31	7	2	45	74	18	28-13	6	4	2	5	4
Chick Shorten of-ph	.345	.402	36	84	11	29	1	0	0	11	10	5	0-0	1	3	0	2	3
Del Gainer 1b	.298	.354	73	180	23	53	8	0	4	26	9	29	2-0	2	0	0	5	1
Pinch Thomas c	.285	.383	68	186	26	53	3	3	0	33	31	13	0-0	6	4	1	0	11
Jimmie Walsh of-a	.250	.400	10	16	3	4	1	0	0	3	4	0	1-0	0	0	0	0	0
Hal Janvrin, if	.249	.275	98	338	38	84	11	6	0	31	14	30	5-3	7	5	0	7	19
Sam Agnew c	.214	.300	30	70	5	15	0	0	0	5	9	1	0-0	0	1	0	1	4
Bill Carrigan c	.203	.325	31	69	2	14	1	2	0	7	11	2	0-0	0	1	2	1	3
Olaf Henriksen ph	.170	.280	62	112	13	19	3	3	0	13	17	8	1-0	0	2	1	2	0
Mike McNally, if	.130	.211	41	69	14	9	1	0	0	2	6	2	17-1	0	0	1	5	2
Ray Haley c-t	.000	.000	1	4	0	0	0	0	0	0	0	0	0-0	0	0	0	0	0
Pitchers	.190	.228	154	474	32	90	18	3	2	45	24	89	0-1	16	2	0	10	32
Team	.253	.310	154	5277	597	1334	201	54	11	528	439	375	94-53	73	59	28	117	157

PB: Pinch Thomas 2, Hick Cady 1. Pitcher HRs: Babe Ruth 2. OF assists: Harry Hooper 14, Duffy Lewis 10, Tillie Walker 3, Chick Shorten 1.

Pitcher	W-L	ERA	G	GS	CG	Sh	Sv	IP	H	R-ER	HR	BB	SO	HB	WP
Babe Ruth	28-11	1.41	40	t39	t31	12	0	363.3	192	72-57	2	130	157	10	1
Dutch Leonard	20-10	2.28	37	35	20	1	0	299.7	216	99-76	6	86	108	3	8
Ernie Shore	16-13	1.45	38	28	16	6	3	255.3	192	55-41	1	56	81	1	2
Carl Mays	13-10	1.73	33	22	14	5	4	218.0	158	52-42	2	44	76	4	1
Rube Foster	9-9	3.65	26	19	3	0	0	138.0	141	69-56	4	70	53	1	2
Sam Jones	2-0	4.50	17	0	0	0	0	28.0	44	16-14	0	9	14	0	1
Vean Gregg	2-7	7.17	22	7	0	0	0	47.7	85	44-38	2	17	17	2	1
Herb Pennock	1-1	2.77	9	3	0	0	0	26.0	28	10-8	0	8	12	0	0
Weldon Wyckoff-a	0-0	15.00	6	0	0	0	0	3.0	8	6-5	0	5	0	0	1
Marty McHale-t	0-1	1.86	3	1	0	0	0	9.7	9	3-2	0	2	0	0	0
Team	91-63	2.20	231	154	84	24	7	1388.7	1073	426-339	17	427	518	21	17

Balk: Babe Ruth t2.



1916 St. Louis Browns
89-65, .578, second place – 2 games

Player	Avg	OBP	G	AB	R	H	2b	3b	HR	RBI	BB	K	SB-CS	Sac	SF	HBP	DP	E
Hank Severeid c	.258	.314	95	314	21	81	11	1	0	33	26	19	2-3	2	5	2	8	10
George Sisler 1b	.325	.358	150	588	65	191	15	14	3	87	31	41	34-14	1	4	2	6	11
Del Pratt 2b	.251	.317	154	593	80	149	31	12	5	85	52	46	4-6	3	7	8	11	21
Doc Lavan ss	.242	.284	92	302	28	73	10	2	0	38	19	28	2-0	6	3	0	6	17
Jimmy Austin 3b	.206	.305	121	436	53	90	13	9	0	37	57	48	3-4	3	2	6	7	17
Burt Shotton lf	.243	.348	154	609	97	148	23	5	2	31	97	51	34-12	5	1	2	9	9
Armando Marsans cf	.276	.333	152	569	64	157	14	0	1	70	51	36	42-12	2	6	1	10	14
Ward Miller rf	.251	.357	134	490	78	123	13	3	4	59	76	79	42-14	4	2	6	11	10
Billy Lee of	.500	.600	5	4	2	2	0	0	0	0	1	0	0-0	0	0	0	0	0
Bill Rumler c	.326	.383	25	43	3	14	2	1	0	8	4	6	0-0	0	0	0	5	2
Bobby Wallace ss	.275	.339	17	51	1	14	0	0	0	4	5	2	0-0	1	0	0	1	5
Babe Borton 1b	.245	.345	51	98	6	24	0	4	0	9	15	9	1-0	1	0	0	2	0
Ernie Johnson ss	.218	.305	82	261	26	57	10	1	0	19	29	22	11-3	5	3	5	6	18
Johnny Tobin of	.217	.262	72	161	22	35	3	3	0	24	9	6	16-2	2	1	1	3	4
Grover Hartley c	.176	.262	72	187	17	33	5	0	0	17	21	10	2-0	0	4	2	3	9
Charlie Deal 3b	.157	.198	22	83	5	13	2	0	0	8	5	6	0-3	0	3	0	3	4
Harry Chapman c	.135	.135	14	37	1	5	0	0	0	1	0	4	0-0	0	0	0	2	2
Pitchers	.124	.225	154	429	32	53	14	0	0	18	55	125	2-0	11	2	2	6	34
Team	.240	.315	154	5260	602	1264	166	55	15	549	554	538	195-73	46	43	37	99	187

PB Hank Severeid 5, Grover Hartley 3 .OF assists Ward Miller 9, Armando Marsans 8, Burt Shotton 7.

Player	W-L	ERA	G	GS	CG	Sh	Sv	IP	H	R-ER	HR	BB	SO	HB	WP
Carl Weilman	26-8	1.20	38	30	23	9	0	284.3	154	52-38	3	80	100	2	0
Dave Davenport	16-12	2.73	42	32	19	2	0	293.0	226	108-88	4	118	88	2	3
Eddie Plank	15-9	2.34	34	21	15	2	3	215.3	145	69-56	2	60	60	1	2
Bob Groom	14-9	2.35	35	26	12	3	0	241.7	187	84-63	5	97	82	6	3
Ernie Koob	7-9	4.53	21	19	7	1	1	129.0	154	79-65	2	54	49	5	1
Earl Hamilton-t, a	3-7	6.78	20	12	2	0	0	77.0	114	64-58	2	26	24	4	1
Jim Park	3-6	6.56	22	6	0	0	0	60.3	98	52-44	3	14	20	4	2
Bill Fincher	2-1	4.70	12	1	0	0	1	30.7	42	18-16	0	7	11	0	0
Tim McCabe	1-1	4.91	10	0	0	0	0	29.3	43	17-16	3	3	6	1	0
George Sisler	1-1	3.31	2	2	1	0	0	16.3	16	8-6	0	2	8	0	0
Doc Crandall	1-0	3.37	2	0	0	0	0	2.7	5	1-1	0	2	0	0	1
Geo. Baumgardner	0-2	14.87	5	2	0	0	0	6.7	15	14-11	0	5	1	1	0
Team	89-65	3.01	243	154	79	17	5	1386.3	1199	566-463	24	468	449	26	13

Balk Carl Weilman 1.



Veteran **Bob Groom** was 14-9, 2.35 for Browns

1916 Chicago White Sox
88-66, .571, third place, -3 games

Player	Avg	OBP	G	AB	R	H	2b	3b	HR	RBI	BB	K	SB-CS	Sac	SF	HBP	DP	E
Ray Schalk c	.249	.306	129	437	46	109	16	10	0	40	36	30	13-4	4	5	2	5	3
Jack Ness 1b	.295	.317	88	312	28	92	8	5	1	44	12	28	2-0	2	4	0	12	5
Eddie Collins 2b	.277	.361	149	595	93	165	14	12	1	52	78	22	50-20	8	4	2	6	13
Zeb Terry ss	.201	.274	97	309	26	62	9	6	0	23	29	23	0-0	6	0	2	6	19
Buck Weaver 3b-ss	.216	.258	146	615	80	133	25	2	6	53	37	51	20-7	8	9	1	7	29
Joe Jackson lf	.365	.409	150	600	97	219	45	t17	1	108	50	25	21-22	0	11	2	6	7
Happy Felsch cf	.303	.341	144	561	74	170	29	10	7	80	33	60	8-10	4	5	2	8	2
Shano Collins rf	.243	.328	135	535	64	130	20	14	0	56	68	32	5-6	6	3	1	6	8
Byrd Lynn c	.281	.395	23	32	3	9	0	0	0	4	6	3	0-0	0	0	0	0	3
Fred McMullin if	.249	.327	72	201	26	50	2	0	0	28	22	23	2-1	5	1	2	5	12
Jack Fournier 1b-ph	.237	.330	104	300	46	71	9	6	4	47	43	31	6-9	1	4	1	6	3
Fritz von Kolnitz 3b	.225	.220	17	40	0	9	2	0	0	5	0	6	0-0	0	1	0	1	2
Eddie Murphy ph-of	.183	.267	32	104	12	19	5	1	0	12	12	2	0-0	1	0	0	2	3
Jack Lapp c	.157	.225	33	102	6	16	1	1	0	7	9	8	0-0	3	0	0	1	2
Cy Wright ss	.154	.313	7	13	1	2	0	0	0	1	3	0	0-1	0	0	0	0	0
Nemo Leibold of-ph	.146	.234	48	82	9	12	0	1	0	8	8	5	2-1	0	2	2	1	1
Pitchers	.122	.171	154	459	31	56	7	0	1	21	27	136	0-0	25	3	1	7	36
Team	.250	.311	154	5297	642	1324	192	85	21	589	473	485	137-81	73	52	18	79	148

PB Ray Schalk 5, Byrd Lynn 3, Jack Lapp 1. Pitcher HR: Mellie Wolfgang. OF assists Shano Collins 12, Joe Jackson 8, Happy Felsch 4, Eddie Murphy 4, Nemo Leibold 2.

Player	W-L	ERA	G	GS	CG	Sh	Sv	IP	H	R-ER	HR	BB	SO	HB	WP
Lefty Williams	19-6	1.77	35	26	16	8	2	228.3	179	59-45	2	55	103	7	1
Reb Russell	16-9	1.92	36	25	14	3	0	238.7	173	67-51	2	81	88	1	1
Red Faber	16-10	2.23	33	26	18	5	2	221.7	155	67-57	5	57	63	6	0
Joe Benz	12-7	2.35	26	16	12	1	1	149.7	119	43-39	5	54	46	1	1
Mellie Wolfgang	8-5	2.41	24	13	3	0	0	138.3	114	43-37	1	40	41	3	0
Eddie Cicotte	7-11	2.56	34	18	7	2	2	165.3	118	54-47	1	60	48	3	1
Jim Scott	6-13	2.92	31	21	6	2	0	166.7	167	76-54	1	37	49	4	2
Ed Walsh	2-0	0.82	2	1	1	0	0	11.0	7	1-1	0	5	6	0	0
Dave Danforth	2-5	4.52	20	8	1	0	0	63.7	78	34-32	1	32	17	1	1
Team	88-66	2.35	240	154	78	21	7	1383.3	1109	444-361	18	421	431	26	7

Balks: Fed Faber, Jim Scott.



1916 Washington Senators
87-67, .565, fourth place, -4 games

Player	Avg	OBP	G	AB	R	H	2b	3b	HR	RBI	BB	K	SB-CS	Sac	SF	HBP	DP	E
John Henry c	.266	.362	102	354	33	94	11	5	1	37	54	41	2-2	3	3	1	10	5
Joe Judge 1b	.236	.345	91	309	55	73	4	14	0	42	46	36	29-8	1	1	6	5	9
Ray Morgan 2b	.255	.356	88	310	42	79	10	4	2	25	48	30	8-8	1	2	2	4	12
Geo. McBride ss	.220	.247	141	496	38	109	13	3	1	52	20	58	3-0	10	9	1	6	31
Eddie Foster 3b-2b	.266	.346	154	608	81	162	21	3	2	37	77	25	46-19	10	6	0	24	25
Hwd. Shanks lf-3b	.253	.310	132	447	65	113	15	7	2	66	40	35	32-2	5	7	0	7	14
Clyde Milan cf	.243	.305	151	604	75	147	16	4	0	58	54	25	53-10	4	5	2	8	18
Danny Moeller rf-t	.224	.287	78	250	25	56	8	0	2	15	23	28	15-6	0	2	0	4	4
Turner Barber rf	.353	.365	22	51	9	18	1	5	1	7	1	1	0-0	1	0	0	1	0
Elmer Smith of-a	.293	.361	35	133	20	39	13	2	1	16	13	13	1-0	0	0	1	0	2
Sam Rice rf	.273	.327	75	238	35	65	7	6	0	25	19	18	3-6	1	2	1	3	2
Rip Williams 1b-3b	.260	.306	77	215	22	56	15	4	0	28	16	13	4-1	2	4	0	6	3
Charlie Jamieson lf	.249	.299	65	169	16	42	4	0	1	24	12	19	1-0	1	2	1	0	0
Joe Leonard 3b-a	.243	.305	38	146	9	36	7	0	0	10	18	11	1-0	1	2	1	1	8
Carl Sawyer 2b	.207	.270	20	58	5	12	2	0	0	8	5	4	2-1	1	0	0	0	4
Eddie Ainsmith c	.206	.297	35	102	3	21	3	0	0	14	12	6	3-1	0	2	2	4	5
Henri Rondeau of	.193	.274	46	145	18	28	2	3	1	16	17	8	5-2	1	2	0	2	4
Patsy Gharrity c	.192	.218	27	73	6	14	5	0	0	6	3	10	0-0	0	2	0	0	3
Mike Menosky of	.125	.125	5	8	0	1	1	0	0	2	0	2	0-0	0	0	0	0	0
Merito Acosta of	.111	.273	5	9	0	1	0	0	0	1	2	0	0-0	0	0	0	0	0
Pitchers	.179	.214	154	470	32	84	9	7	1	33	20	93	0-1	13	7	3	11	33
Team	.241	.307	154	5195	602	1250	167	67	15	522	500	476	211-67	55	58	21	96	182

PB Patsy Gharrity 1, Rip Williams 1. Pitcher HR: Walter Johnson .OF assists: Clyde Milan 14, Sam Rice 5, Howard Shanks 4, Elmer Smith 3, Charlie Jamieson 2.

Pitcher	W-L	ERA	G	GS	CG	Sh	Sv	IP	H	R-ER	HR	BB	SO	HB	WP
Walter Johnson	24-17	3.18	46	38	23	6	0	339.7	250	134-120	10	114	155	6	5
Harry Harper	20-13	2.02	38	35	24	6	1	312.0	201	86-70	2	103	149	3	8
Bert Gallia	16-10	2.18	33	29	17	5	0	247.7	196	79-60	2	76	90	5	2
Joe Boehling-t	13-5	2.43	20	18	11	1	0	151.7	110	56-41	2	53	55	4	4
Jim Shaw	5-3	2.66	29	8	2	0	2	105.0	94	38-31	0	34	40	2	0
Doc Ayres	5-12	5.24	32	16	3	1	1	110.0	157	80-64	1	35	46	4	0
George Dumont	3-3	2.66	27	5	2	1	3	68.0	75	39-36	1	14	19	2	1
Sam Rice	1-0	5.14	4	3	0	0	0	14.0	23	9-8	0	4	3	0	0
Maurice Craft	0-1	10.53	5	1	0	0	0	13.7	29	17-16	5	3	8	0	0
Claude Thomas	0-3	4.77	4	3	0	0	0	11.3	16	9-6	0	6	7	0	1
Marv Goodwin	0-0	5.06	5	0	0	0	0	16.0	15	13-9	0	12	3	0	0
Team	87-67	2.99	244	154	83	20	7	1389.0	1166	560-461	23	454	575	26	21

Balk: Jim Shaw.



Griffith Stadium, home of the Washington Senators;
Dimensions in 1916: LF 407, CF 421 RF 280.

1916 Detroit Tigers
76-78, .494, fifth place, -15 games

Player	Avg	OBP	G	AB	R	H	2b	3b	HR	RBI	BB	K	SB-CS	Sac	SF	HBP	DP	E
Oscar Stanage c	.255	.310	96	310	32	79	18	0	2	37	21	40	0-0	1	3	5	14	38
George Burns 1b	.285	.318	138	558	69	159	21	6	t11	87	30	49	3-8	2	8	1	20	14
Ralph Young 2b	.255	.331	152	542	61	138	15	6	1	59	63	30	4-9	3	5	1	10	24
Donie Bush ss	.248	.322	.298	604	97	150	12	9	0	45	68	52	19-4	5	5	0	11	23
Ossie Vitt 3b	.220	.303	153	627	93	138	21	16	1	50	71	22	13-3	4	2	4	11	13
Bobby Veach lf	.291	.355	150	577	84	168	31	14	4	107	60	40	15-9	0	10	3	5	8
Ty Cobb cf	.391	.467	139	529	117	207	21	9	6	92	73	39	80-33	0	5	6	8	11
Harry Heillman rf-1b	.273	.302	128	473	53	129	28	17	1	62	21	33	3-1	1	3	0	14	19
Tubby Spencer c	.429	.464	25	77	13	33	0	1	1	12	6	4	0-0	0	1	0	1	1
Sam Crawford rf	.333	.412	76	234	38	78	10	8	2	48	32	5	6-2	0	4	2	5	4
George Harper rf-ph	.200	.315	51	75	10	15	2	0	0	9	13	13	0-0	0	1	0	2	1
Jack Dalton, of	.200	.200	10	10	1	2	0	0	0	2	0	3	0-0	0	0	0	0	1
Mrt Kavanaugh if-t	.194	.228	47	72	6	14	4	0	0	7	4	10	0-0	0	3	0	1	1
Red McKee c	.194	.252	40	103	7	20	1	1	0	11	8	12	0-0	0	0	0	3	6
Del Baker c	.155	.250	31	71	6	11	1	0	0	5	9	7	0-0	0	0	0	1	6
Frank Fuller 2b-pr	.111	.111	26	18	7	2	0	0	0	1	0	8	0-0	0	0	0	0	0
Ben Dyer, 2b	.111	.200	2	9	0	1	1	0	0	0	1	0	0-0	0	0	0	0	2
Pitchers	.229	.285	154	463	39	106	8	6	1	34	36	114	0-0	2	1	1	7	42
Team	.271	.335	154	5352	733	1450	194	93	30	668	516	481	143-69	18	51	23	113	215

PB Oscar Stanage 2, Del Baker 6, Red McKee 2, Tubby Spencer 1. Pitcher HR: Hooks Dauss. OF assists: Bobby Veach 11, Sam Crawford 10, Harry Hailmann 6, Ty Cobb 5, George Harper 2.

Pitcher	W-L	ERA	G	GS	CG	Sh	Sv	IP	H	R-ER	HR	BB	SO	HB	WP
Harry Coveleski	29-9	1.69	45	t39	t31	8	0	351.0	244	101-66	2	82	109	4	2
Hooks Dauss	16-8	2.12	40	29	16	6	1	271.3	236	97-64	0	89	102	3	3
Willie Mitchell-a	9-5	4.94	25	17	4	0	1	138.3	162	86-76	1	46	47	2	6
Jean Dubuc	7-17	4.16	41	16	5	3	3	179.7	183	95-83	1	72	69	2	4
Bill James	5-15	5.34	29	19	2	0	1	126.3	182	100-75	1	54	37	3	7
Geo. Cunningham	4-7	2.84	18	14	4	0	0	114.0	122	51-36	0	39	32	2	8
Howard Ehmke	2-0	4.01	6	4	2	1	0	24.7	23	12-11	0	12	12	1	0
Earl Hamilton-t, a	2-2	3.57	6	5	1	0	0	35.3	46	22-14	0	13	17	0	1
Bernie Boland	2-12	7.45	45	9	0	0	1	87.0	140	79-72	1	55	31	1	2
Bill McTigue	0-0	6.00	4	0	0	0	0	9.0	15	9-6	0	6	2	0	0
George Boehler	0-1	10.61	2	2	0	0	0	9.3	13	13-11	1	11	6	0	2
Grover Lowdermilk	0-0	9.00	2	0	0	0	0	2.0	4	2-0	0	2	0	0	0
Eric Ericson	0-2	3.32	13	0	0	0	0	21.7	25	11-8	0	8	3	1	0
Team	76-78	3.44	276	154	65	18	7	1369.7	1395	678-524	7	489	467	19	35

Balk: Bill James 1.



Navin Park, home of the Detroit Tigers

1916 Cleveland Indians

72-82, .468, sixth place, -19 games

Player	Avg	OBP	G	AB	R	H	2b	3b	HR	RBI	BB	K	SB-CS	Sac	SF	HBP	DP	E
Steve O'Neill c	.237	.281	122	410	30	97	23	0	0	34	26	26	0-0	4	2	0	17	15
Chick Gandil 1b	.271	.324	146	542	59	147	29	10	1	77	41	39	3-9	3	4	3	10	2
Ray Chapman 2b-3b	.232	.321	124	439	64	102	10	3	0	28	53	38	8-3	3	1	5	9	20
Bill Wambsganss ss	.260	.315	140	477	49	124	12	3	0	70	42	29	11-8	8	8	0	9	27
Terry Turner 3b	.224	.278	131	138	43	98	10	3	0	34	30	26	5-5	13	5	5	8	19
Jack Graney lf	.218	.303	154	596	85	130	33	8	6	19	73	65	5-3	8	2	0	7	8
Tris Speaker cf	.352	.438	146	563	89	198	28	6	7	76	90	9	38-23	1	5	0	6	3
Braggo Roth rf	.274	.315	105	351	42	96	17	4	2	41	23	29	8-4	2	4	0	7	12
Milo Allison of	.455	.536	18	22	4	10	0	0	0	0	5	0	4-0	0	1	0	0	0
Elmer Smith rf-t	.258	.296	79	221	19	57	20	3	3	40	14	23	1-0	1	5	0	3	2
Al Berman if	.250	.278	7	16	0	4	0	0	0	1	1	3	0-0	0	1	0	0	0
Danny Moeller of-a	.241	.397	23	54	9	13	2	0	2	8	14	5	2-1	0	0	0	2	0
Tom Daly c	.239	.267	41	71	6	17	1	1	0	4	3	0	0-0	1	1	0	6	5
Bob Coleman c	.222	.263	9	18	2	4	1	0	0	0	1	5	0-0	0	0	0	0	0
Walter Barbare 3b	.208	.269	12	48	2	10	2	0	0	0	4	9	0-0	0	0	0	1	1
Mrt Kavenaugh if-a	.189	.256	20	37	5	7	0	0	0	1	4	7	0-0	0	2	0	0	2
Hank DeBerry c	.174	.240	7	23	1	4	1	0	0	1	2	7	0-0	0	0	0	0	1
Lou Guisto 1b	.143	.333	8	14	2	2	0	0	0	1	4	2	0-0	1	0	0	0	1
Ivan Howard if	.135	.202	72	185	12	25	4	1	0	12	16	21	0-0	3	2	0	3	4
Joe Evans, if	.122	.210	39	90	3	11	0	0	0	4	10	8	3-2	2	0	0	1	5
Larry Chappel, of	.000	.000	7	0	0	0	0	0	0	0	0	0	0-0	0	0	0	0	0
Joe Leonard 3b-t	.000	.000	2	2	0	0	0	0	0	0	0	1	0-0	0	0	0	0	0
Clyde Engle, 3b	.136	.167	11	22	3	3	1	0	0	1	1	2	0-0	0	1	0	1	1
Pitchers	.138	.179	154	442	27	61	8	6	0	15	22	99	0-0	15	3	1	10	28
Team	.239	.304	154	5122	558	1225	202	48	21	498	482	464	88-58	65	47	14	100	159

PB Steve O'Neill 3, Hank DeBerry 1. OF assists Tris Speaker 8, Jack Graney 6, Elmer Smith 3, Milo Allison 1, Tom Daly 1.

Pitcher	W-L	ERA	G	GS	CG	Sh	Sv	IP	H	R-ER	HR	BB	SO	HB	WP
Jim Bagby	21-12	1.47	49	27	18	4	5	275.0	183	63-45	2	61	90	5	2
Stan Coveleski	10-15	3.28	37	27	9	2	1	214.3	226	92-78	5	54	62	3	0
Ed Klepfer	9-6	3.66	33	13	5	0	0	123.0	136	55-50	3	37	33	5	4
Fritz Coumbe	8-5	2.26	26	12	7	2	0	139.7	112	44-35	0	29	43	1	0
Guy Morton	7-11	3.31	32	18	9	3	0	179.3	166	75-66	4	46	71	3	1
Joe Boehling-a	5-4	2.66	12	8	5	0	0	71.0	67	23-21	1	22	25	3	2
Fred Beebe	5-9	3.14	21	12	4	1	1	109.0	99	44-38	1	35	30	1	0
Al Gould	3-5	4.65	22	9	2	0	1	79.3	92	44-33	3	33	28	1	0
Pop-Boy Smith	2-1	4.24	3	3	0	0	0	17.0	16	11-8	2	8	1	0	0
Willie Mitchell-t	2-2	5.06	9	5	0	0	0	32.0	40	24-18	1	17	8	0	0
Ken Penner	0-1	9.82	3	1	0	0	0	7.3	19	9-8	0	7	8	0	0
Mary McHale	0-0	9.20	6	0	0	0	0	14.7	29	15-15	0	11	5	0	0
Rip Hagerman	0-0	3.17	4	0	0	0	0	5.7	5	2-2	0	2	1	0	0
Otis Lambeth	0-5	6.12	13	9	0	0	0	50.0	76	36-34	0	17	20	1	0
Grover Lowdermilk	0-6	9.82	3	1	0	0	0	7.3	19	9-8	0	7	6	0	0
Team	72-82	3.29	286	154	59	12	8	1375.0	1324	591-502	20	412	456	27	10

Balk Stan Coveleski 2.

1916 New York Yankees
68-86, .442, seventh place, - 23 games

Player	Avg	OBP	G	AB	R	H	2b	3b	HR	RBI	BB	K	SB-CS	Sac	SF	HBP	DP	E
Les Nunamaker c	.266	.349	81	252	22	67	12	5	0	29	29	23	1-0	4	3	5	4	18
Wally Pipp 1b	.267	.332	154	555	81	148	16	16	9	89	55	75	13-7	0	5	2	12	8
Joe Gedeon 2b	.235	.316	114	417	43	98	20	3	0	30	39	52	25-6	8	2	11	7	18
Rog Peckinpaugh ss	.241	.314	152	527	75	127	22	8	9	58	56	50	28-10	6	2	1	8	25
Frank Baker 3b	.266	.320	101	334	41	89	17	1	8	53	31	20	4-4	1	10	0	3	15
Bunny High lf	.225	.310	106	385	42	87	16	2	2	31	45	38	7-4	7	2	3	9	7
Lee McGee cf	.223	.273	136	534	60	119	13	2	2	45	39	24	20-7	4	5	0	12	16
Frank Gilhooley rf	.299	.387	71	251	47	75	5	5	0	22	33	25	13-10	5	0	3	4	7
Tin Hendryx of	.432	.457	11	44	6	19	5	2	1	10	2	1	1-2	0	0	0	1	1
Solly Hofman of-r	.364	.400	5	22	4	8	1	1	0	1	2	4	1-1	0	1	0	0	2
Paddy Baumann util	.286	.359	76	220	31	63	6	3	2	24	25	19	4-3	2	4	2	5	6
Walt Alexander c	.286	.393	34	70	6	20	5	0	0	10	13	15	0-0	0	1	0	1	4
Rube Oldring of-a	.269	.337	23	78	6	21	3	3	0	7	8	7	2-2	0	0	0	2	3
Roxy Walters c	.235	.270	59	179	7	42	6	2	0	10	9	30	0-0	1	1	0	3	10
Elmer Miller of	.217	.243	55	166	11	36	2	1	0	17	7	15	2-0	1	4	0	8	1
Fritz Maisel if	.216	.300	56	176	15	38	6	0	0	16	21	18	2-2	1	2	1	5	6
Luke Boone 3b	.199	.248	41	146	11	29	7	0	2	9	10	11	8-5	3	1	0	1	6
Roy Hartzell of	.158	.182	31	95	4	15	0	0	0	3	2	6	0-0	1	1	1	1	5
Angel Aragon 3b	.148	.233	11	27	3	4	0	0	0	0	3	1	0-0	1	0	0	1	2
Doc Cook	.091	.091	4	11	0	1	0	0	0	1	0	1	0-0	0	0	0	0	0
Pitchers	.188	.234	154	452	30	85	3	1	1	29	29	98	0-0	17	0	0	7	53
Team	.240	.305	154	5103	559	1227	175	55	36	512	467	541	132-64	63	46	29	100	193

PB Les Nunamker 8, Roxy Walters 5, Walt Alexander 3. Pitcher HR: George Mogridge. OF assists Frank Gillhooley 8, Bunny High 7, Elmer Miller 6, Lee Magee 3, Rube Oldring 2, Tm Hendryx 2, Charlie Mullen 1, Solly Hofman 1.

<u>Pitcher</u>	<u>W-L</u>	<u>ERA</u>	<u>G</u>	<u>GS</u>	<u>CG</u>	<u>Sh</u>	<u>Sv</u>	<u>IP</u>	<u>H</u>	<u>R-ER</u>	<u>HR</u>	<u>BB</u>	<u>SO</u>	<u>HB</u>	<u>WP</u>
Bob Shawkey	19-8	1.83	46	27	21	5	2	270.0	184	65-55	0	67	81	4	0
Nick Cullop	12-10	2.99	32	22	10	3	1	198.0	175	72-54	2	54	112	5	3
George Mogridge	12-11	2.00	32	21	13	5	0	198.0	167	58-44	3	46	74	5	3
Ray Fisher	6-12	4.13	31	21	7	1	0	172.3	212	91-79	2	46	59	4	0
Allan Russell	6-15	3.18	35	18	5	2	0	155.7	154	72-55	1	68	80	1	5
Ray Caldwell	5-14	4.97	23	18	7	0	1	134.0	153	84-74	2	39	55	2	1
Cliff Markle	4-3	3.95	15	7	1	0	0	57.0	62	26-25	2	29	13	0	1
Urban Shocker	2-5	5.81	13	8	0	0	0	48.0	82	40-31	0	18	12	0	3
Ray Keating	2-5	5.96	14	11	2	1	0	80.0	102	58-53	2	42	22	4	0
Slim Love	0-3	10.55	24	1	0	0	0	42.7	88	54-50	3	24	15	2	0
Team	68-86	3.47	265	154	66	17	4	1355.7	1379	620-523	17	433	523	27	16

Balk Ray Fisher 1.




1916 Philadelphia Athletics
45-109-.292, eighth place, -46 games

Player	Avg	OBP	G	AB	R	H	2b	3b	HR	RBI	BB	K	SB-CS	Sac	SF	HBP	DP	E
Billy Meyer c	.215	.242	54	172	13	37	2	3	2	20	6	15	0-1	2	0	0	8	6
Stuffy McInnis 1b	.290	.329	143	525	51	152	30	2	3	66	30	21	1-5	2	6	4	9	2
Nap Lajoie 2b	.247	.287	104	392	38	97	9	5	1	43	22	21	3-1	4	6	2	5	18
Whitey Witt ss	.223	.284	137	591	92	132	10	14	1	32	50	68	7-9	2	0	0	5	45
Charlie Pick 3b	.242	.305	116	425	44	103	9	3	0	32	37	16	20-4	3	6	4	8	26
Wally Schang lf-c	.240	.300	125	375	36	90	13	9	11	70	34	30	7-7	5	9	2	12	0
Jimmy Walsh cf-t	.214	.297	98	384	45	82	15	6	0	38	45	22	14-8	5	4	2	2	6
Amos Strunk rf	.328	.394	147	542	85	178	33	4	4	60	59	39	17-13	5	9	6	7	11
Roy Grover	.390	.425	21	82	16	32	4	2	0	6	5	5	1-1	0	0	0	0	5
Thomas Healy 3b	.318	.348	7	22	1	7	2	2	0	3	1	1	0-0	1	0	0	0	1
Buck Thrasher of	.304	.345	8	23	6	7	3	0	0	7	3	0	0-0	0	3	0	1	1
Jim Brown of	.286	.318	14	42	2	12	4	2	0	8	2	6	0-0	0	0	0	2	1
Bill Stellbauer of	.273	.298	24	55	2	15	2	1	0	11	2	9	0-1	0	0	0	0	1
Ray Haley c-a	.261	.343	40	119	13	31	3	1	1	6	13	11	0-0	0	0	2	6	12
Lee McElwee of, 3b	.236	.257	61	203	12	48	6	0	0	16	5	18	0-0	2	1	1	3	5
Rube Oldring lf-t	.230	.276	45	161	18	37	8	1	0	18	11	10	2-0	1	2	0	3	2
Lee King of	.208	.229	52	173	13	36	1	1	0	16	5	7	2-2	1	1	0	3	5
Shag Thompson of	.176	.263	16	17	2	3	0	0	0	1	2	4	0-0	0	0	0	0	0
Bill Johnson of	.158	.200	10	19	3	3	0	0	0	1	1	0	0-0	1	0	0	0	2
Val Picinich c	.155	.207	39	103	3	16	4	0	0	6	6	18	0-0	0	1	1	7	5
Red Lanning of-p	.070	.200	20	43	3	3	3	0	0	0	7	9	0-0	0	0	0	0	1
Charlie Grimm of	.069	.100	9	29	2	2	0	0	0	1	1	5	0-0	1	0	0	0	0
Harland Rowe 3b	.054	.108	13	35	0	2	1	0	0	1	2	1	0-0	3	0	0	0	0
Ralph Mittleling of	.027	.100	13	37	0	1	0	0	0	1	3	3	0-0	1	0	0	0	4
Ralph Carroll c	.000	.011	6	16	0	0	0	0	0	0	0	4	0-0	0	0	2	1	3
Pitchers	.149	.171	154	424	22	63	6	0	0	22	12	129	0-1	10	3	0	6	27
Team	.236	.288	154	5140	535	1214	169	56	23	493	368	495	79-57	52	52	29	92	194

PB Wally Schang 4, Billy Meyer 3, Val Picinich 3, Ralph Carroll 3, Mike Murphy 2, Ray Haley 1 . OF assists: Jimmy Walsh 8, Amos Strunk 8, Wally Schang 6, James Brown 3, Lee King 2, Bill Stellbauer 2, Buck Thrasher 1, Lee McElwee 1

Pitcher	W-L	ERA	G	GS	CG	Sh	Sv	IP	H	R-ER	HR	BB	SO	HB	WP
Joe Bush	14-19	2.82	40	34	18	1	6	293.7	262	117-92	3	116	134	8	3
Elmer Myers	11-27	4.96	43	35	11	2	1	283.0	347	195-156	5	169	152	5	7
Jack Nabors	9-21	4.94	41	30	9	0	3	242.3	280	158-133	4	110	87	3	7
Tom Sheehan	4-16	6.58	36	16	4	0	0	184.7	254	156-135	4	94	58	5	10
Jing Johnson	2-6	7.01	15	12	2	1	0	68.0	119	71-53	1	25	25	1	3
Rube Bressler	1-0	5.97	12	2	1	1	0	34.7	48	30-23	0	20	18	1	1
Rube Parnham	1-2	1.38	6	3	2	1	0	32.7	31	9-5	0	12	10	0	2
Weldon Wyckoff-t	1-2	6.33	9	2	0	0	0	21.3	30	18-15	6	16	5	1	0
Geo. Hesselbecher	1-2	6.45	10	4	0	0	0	22.3	33	20-16	2	14	9	0	0
Cap Crowell	1-5	7.15	10	6	1	0	0	54.3	76	48-43	3	33	18	1	0
Harry Weaver	0-0	17.06	6	0	0	0	0	6.3	16	13-12	0	5	2	0	0
Red Lanning	0-1	7.14	14	3	0	0	0	40.3	58	40-32	4	23	23	0	3
Socks Seibold	0-2	9.00	4	2	0	0	0	9.0	21	10-9	0	6	0	0	0
Marsh Williams	0-4	9.60	12	4	0	0	1	40.3	71	52-43	5	25	17	0	0
Carl Ray	0-2	5.79	5	1	0	0	0	14.0	18	9-9	0	9	6	0	1
Team	45-109	5.18	263	154	48	6	11	1347.0	1664	946-776	37	680	564	25	37



AL MVP Joe Jackson, Ty Cobb, pitchers Babe Ruth, Harry Coveleski headline 1916 American League All-Star team

Led by the top two top hitters in the 1916 AL replay and four lefties on the five-man AL pitching staff, the AL All-Star aggregation features some of baseball's all-time greats and well as very good players who had career years.

The southpaw-laden pitching staff was led by **Babe Ruth** (28-11), who was the driving force behind Boston's come-from-behind march to the pennant. Detroit's dependable **Harry Coveleski** (29-9) had a pair of nine-game win streaks. Browns lefty **Carl Weiland** (26-8) led the AL in ERA and Chicago's **Lefty Williams** (19-6) won nine in a row to start the season and threw three consecutive shutouts from June 24-July 3.

The only righthander on the five-man All-Star pitching staff was Cleveland's hard-working **Jim Bagby** (21-12), who led the AL in appearances and included five saves in addition to his 21 wins.

The offense was led by White Sox LF **Joe Jackson**, who led the league in doubles, RBIs, hits, slugging, total bases and sac flies while finishing second in the batting race to perennial All-Star **Ty Cobb** of Detroit. Cobb once again kept his average over .400 most the season, finishing at .391 with 92 RBIs and 80 SB along with a .467 OBP. In RF, Boston's **Harry Hooper** was the premier defensive player in the AL outfield while hitting .279 with 96 runs and 28 SB.

Boston 3b **Larry Gardner** was an All-Star repeater, hitting .298 and driving in 59 runs while providing solid defense, committing only nine errors. The All-Star 1b, **George Sisler**, came into his own, hitting .326, .383 OBP with 191 hits and 87 RBIs. At 2b, **Eddie Collins** remarkable defensive abilities anchored the right side of the White Sox infield while hitting a solid .277 and walking 78 times. New York's **Roger Peckinpugh** was one of four shortstops whose defensive skills stood out, but Peck differentiated himself with his offensive performance that included nine HRs and 58 RBIs along with 28 SB and 75 runs scored.

Behind the plate, Chicago's **Ray Schalk** was a repeat All-Star. Like teammate Eddie Collins, Schalk's defense was a difference-maker.

Other players who deserved recognition: **Tris Speaker**, runner-up to Cobb in the batting race and OBP, as well as great defense, Philadelphia RF **Amos Strunk** (.328, .394 OBP, 85 runs, 33 doubles), Boston LF **Duffy Lewis**, who defensive talents, combined with a .285 BA and .383 OBP, made him a standout, NY 1b **Wally Pipp** (.267, 9 HR, 89 RBIs), Chicago CF **Happy Felsch**, who had a career season, hitting .303, driving in 80 runs and totaling 170 hits, Detroit LF **Bobby Veach** (.291 with 107 RBIs, hitting behind Cobb) and Tiger teammate 1b **George Burns** (.285, tied for league HR honors with 11 homers, along with 87 RBIs).

Pitchers who also stood out included Washington's combo of **Walter Johnson** (24-17, 3.18) and **Harry Hooper** (20-13, 2.02), Chicago's **Red Russell** (16-9, 1.92) and **Red Faber** (16-10, 2.23), New York's **Bob Shawkey**, who rebounded from an awful season with Philadelphia (19-8, 1.83), Boston's **Dutch Leonard** (20-13), whose stretch drive pitching were one of the keys to Boston's pennant and Philadelphia's **Joe Bush** (14-19), who managed to win fourteen games with one of baseball's all-time worst teams.

Player	Avg	OBP	G	AB	R	H	2b	3b	HR	RBI	BB	K	SB-CS	Sac	SF	HBP	DP	E
C Ray Schalk, CWS	.249	.306	129	437	46	109	16	10	0	40	36	30	13-4	4	5	2	5	3
1b George Sisler, StL	.325	.358	150	588	65	191	15	14	3	87	31	41	34-14	1	4	2	6	11
2b Eddie Collin, CWS	.277	.361	149	595	93	165	14	12	1	52	78	22	50-20	8	4	2	6	13
3b Larry Gardner, Bos	.298	.354	144	530	63	158	12	5	2	59	49	32	8-6	8	7	2	5	9
LF Joe Jackson, CWS	.365	.409	150	600	97	219	45	t17	1	108	50	25	21-22	0	11	2	6	7
CF Ty Cobb, Det	.391	.467	139	529	117	207	21	9	6	92	73	39	80-33	0	5	6	8	11
RF Harry Hooper, Bos	.279	.357	149	603	96	168	31	7	2	45	74	18	28-13	6	4	2	5	4

Pitchers	W-L	ERA	G	GS	CG	Sh	Sv	IP	H	R-ER	HR	BB	SO	HB	WP
Harry Coveleski, Det	29-9	1.69	45	t39	t31	8	0	351.0	244	101-66	2	82	109	4	2
Babe Ruth	28-11	1.41	40	t39	t31	12	0	363.3	192	72-57	2	130	157	10	1
Carl Weiland, St L	26-8	1.20	38	30	23	9	0	284.3	154	52-38	3	80	100	2	0
Jim Bagby, Cleve	21-12	1.47	49	27	18	4	5	275.0	183	63-45	2	61	90	5	2
Lefty Williams, CWS	19-6	1.77	35	26	16	8	2	228.3	179	59-45	2	55	103	7	1


🏆 1916 American League All-Star team 🏆



JOE JACKSON



TY COBB
OUTFIELD DETROIT TIGERS




Harry Hooper

OUTFIELD, BOSTON AMERICANS




3b Larry Gardner, Boston




Roger Peckinpaugh

SHORTSTOP, NEW YORK AMERICANS




EDDIE COLLINS

2b Eddie Collins, CWS




SISLER, ST. LOUIS NAT'L



Cracker Jack BALL-PLAYERS

RED SOX

RUTH, BOSTON AMERICANS




Ray Schalk

CATCHER, CHICAGO AMERICANS



Harry Coveleski, Detroit



CARL WEILMAN
P.-St. Louis Browns



LEFTY WILLIAMS
GRAND SLAM
BEANSHOT
GALLERY
1922

Lefty Williams, Chicago



JIM BAGBYK
P.-Cleveland American

1916 American League Batting Leaders

Batting Avg (Min 477 PA)			On Base Pct. (Min 477 PA)			Runs Batted In		
1	Ty Cobb, Det	.391	Ty Cobb, Det	.467	Joe Jackson, CWS	108		
2	Joe Jackson, CWS	.365	Tris Speaker, Cleve	.438	Bobby Veach, Det	107		
3	Tris Speaker, Cleve	.352	Joe Jackson, CWS	.409	Ty Cobb, Det	92		
4	Amos Strunk, Phila	.328	Amos Strunk, Phila	.394	Wally Pipp, NYY	89		
5	George Sisler, StL	.325	Eddie Collins, CWS	.361	George Sisler, StL	87		
6	Happy Felsch, CWS	.303	George Sisler, StL	.358	George Burns, Det	87		
7	Larry Gardner, Bos	.298	Ward Miller, StL	.357	Del Pratt, StL	85		
8	Tilly Walker, Bos	.292	Harry Hooper, Bos	.357	Happy Felsch, CWS	80		
9	Bobby Veach, Det	.291	Bobby Veach, Det	.355	Chick Gandil, Cleve	77		
10	Stuffy McInnis, Phila	.290	Larry Gardner, Bos	.354	Tris Speaker, Cleve	76		
Doubles			Triples			Home runs		
1	Joe Jackson, CWS	45	Joe Jackson, CWS	t17	Wally Schang, Phila	t11		
2	Tilly Walker, Bos	34	Harry Heilmann, Det	t17	George Burns, Det	t11		
3	Amos Strunk, Phila	33	Ossie Vitt, Det	16	Wally Pipp, NYY	9		
4	Elmer Smith, Clev-Wash	33	Wally Pipp, NYY	16	Rogr Peckinpaugh, NYY	9		
5	Jack Graney, Cleve	33	Tilly Walker, Bos	15	Frank Baker, NYY	8		
6	Del Pratt, StL	31	Bobby Veach, Det	14	Happy Felsch, CWS	7		
7	Harry Hooper, Bos	31	Shano Collins, CWS	14	Tris Speaker, Cleve	7		
8	Bobby Veach, Det	31	George Sisler, StL	14	Ty Cobb, Det	6		
9	Stuffy McInnis, Phila	30	Whitey Witt, Phila	14	Jack Graney, Cleve	6		
10	Bobby Veach, Det	29	Joe Judge, Wash	14	Buck Weaver, CWS	6		
	Chick Gandil, Cleve	29						
Base hits			Runs scored			Bases on balls		
1	Joe Jackson, CWS	219	Ty Cobb, Det	127	Burt Shotton, StL	97		
2	Sam Crawford, Det	207	Joe Jackson, CWS	97	Tris Speaker, Cleve	90		
3	Tris Speaker, Cleve	198	Donie Bush, Det	97	Eddie Collins, CWS	78		
4	George Sisler, StL	191	Burt Shotton, StL	97	Eddie Foster, Wash	77		
5	Amos Strunk, Phila	178	Harry Hooper, Bos	96	Ward Miller, StL	76		
6	Duffy Lewis, Bos	174	Eddie Collins, CWS	93	Harry Hooper, Bos	74		
7	Happy Felsch, CWS	170	Ossie Vitt, Det	93	Ty Cobb, Det	73		
8	Bobby Veach, Det	168	Whitey Witt, Phila	92	Jack Graney, Cleve	73		
9	Harry Hooper, Bos	168	Tris Speaker, Cleve	89	Ossie Vitt, Det	68		
10	Eddie Collins, CWS	165	Amos Strunk, Phila	85	Donie Bush, Det	68		
			Jack Graney, Cleve	85				
Stolen bases			Caught Stealing			Strikeouts		
1	Ty Cobb, Det	80	Ty Cobb, Det	33	Ward Miller, StL	79		
2	Eddie Collins, CWS	58	Tris Speaker, Cleve	23	Wally Pipp, NYY	75		
3	Clyde Milan, Wash	53	Joe Jackson, CWS	22	Whitey Witt, Phila	68		
4	Eddie Foster, StL	49	Eddie Collins, CWS	20	Jack Graney, Cleve	65		
5	Ward Miller, StL	42	Eddie Foster, StL	19	Happy Felsch, CWS	60		
6	Armando Marsans, StL	42	Ward Miller, StL	14	George McBride, Wash	58		
7	Tris Speaker, Cleve	38	George Sisler, StL	14	Donie Bush, Det	52		
8	Burt Shotton, StL	34	Harry Hooper, Bos	13	Joe Gedeon, NYY	52		
9	George Sisler, StL	34	Amos Strunk, Phila	13	Burt Shotton, StL	51		
10	Howard Shanks, Wash	32	Armando Marsans, StL	12	Buck Weaver, CWS	51		
			Burt Shotton, StL	12				

Sacrifice hits

1	Terry Turner, Cleve	13
2	George McBride, Wash	10
3	Eddie Foster, StL	10
4	Reb Russell, CWS	9
5	Eddie Collins, CWS	8
6	Jack Graney, Cleve	8
7	Joe Gedeon NYY	8
8	Buck Weaver, CWS	8
9	Larry Gardner, Bos	8
10	Bill Wambganss, Cleve	8

Sacrifice flies

Joe Jackson, CWS	11
Frank Baker, NYY	10
Bobby Veach, Det	10
George McBride, Wash	9
Buck Weaver, CWS	9
Amos Strunk, Phila	9
Wally Schang, Phila	9
Bill Wambganss, Cleve	8
George Burns, Det	8
Dick Hoblitzell, Bos	8

At bats

Ossie Vitt, Det	627
Buck Weaver, CWS	615
Duffy Lewis, Bos	614
Burt Shotton, StL	609
Eddie Foster, Wash	608
Clyde Milan, Wash	604
Donie Bush, Det	604
Harry Hooper, Bos	603
Joe Jackson, CWS	600
Jack Graney, Cleve	596

Games Appeared

1	Jack Graney, Cleve	t154
2	Eddie Foster, StL	t154
3	Burt Shotton, StL	t154
4	Wally Pipp	t154
5	Del Pratt, StL	t154
6	Ossie Vitt, Det	153
7	Ralph Young, Det	152
8	Rog Peckinpaugh, NYY	152
9	Armando Masans, Wash	152
10	Duffy Lewis, Bos	152

Hit by pitch

Joe Gedeon NYY	11
Del Pratt, StL	8
Dick Hoblitzell, Bos	7
Amos Strunk, Phila	6
Ty Cobb, Det	6
Jack Barry, Bos	6
Ward Miller, StL	6
Jimmy Austin, StL	6
Joe Judge, Wash	6
Six tied with	5

Grounded into DPs

Eddie Foster, StL	24
George Burns, Det	20
Duffy Lewis, Bos	19
Steve O'Neill, Cleve	17
Tilly Walker, Bos	16
Oscar Stanage, Det	14
Harry Heilmann, Det	14
Everett Scott, Bos	13
Four tied with	11

Total Bases

1	Joe Jackson, CWS	301
2	Ty Cobb, Det	264
3	Tris Speaker, Cleve	259
4	George Sisler, StL	243
5	Happy Felsch, CWS	240
6	Bobby Veach, Det	239
7	Amos Strunk, Phila	231
8	George Burns, Det	225
9	Harry Hooper, Bos	219
10	Del Pratt, StL	219

Slugging (Min. 477 PA)

Joe Jackson, CWS	.502
Ty Cobb, Det	.494
Tris Speaker, Cleve	.460
Tilly Walker, Bos	.429
Happy Felsch, CWS	.428
Amos Strunk, Phila	.426
Bobby Veach, Det	.414
George Sisler, StL	.413
Harry Heilmann, Det	.410
George Burns, Det	.403

Low Bat Avg (Min 220 PA)

Jack Barry, Bos	.186
Zeb Terry, CWS	.201
Jimmy Austin, StL	.206
Buck Weaver, CWS	.216
Jimmie Walsh, Phi-Bos	.218
Jack Graney, Cleve	.218
Ernie Johnson, StL	.218
George McBride, Wash	.220
Ossie Vitt, Det	.220
Lee McGee, NYY	.223

Low OB Pct. (Min 220 PA)

1	George McBride, Wash	.247
2	Jack Barry, Bos	.255
3	Buck Weaver, CWS	.273
4	Lee McGee, NYY	.273
5	Zeb Terry, CWS	.274
6	Hal Janvrin, Bos	.275
7	Terru Turner, Cleve	.278
8	Steve O'Neill, Cleve	.281
9	Whitey Witt, NYY	.284
10	Doc Lavan, StL	.284

1916 American League Pitching Leaders

Earned Run Avg (Min. 154 IP)		Wins		Won-Lost Pct. (15 or more dec.)	
1	Carl Weiland, StL	1.20	Harry Coveleski, Det	29-6	Carl Weiland, StL 26-8 .765
2	Babe Ruth, Bos	1.41	Babe Ruth, Bos	28-11	Harry Coveleski, Det 29-6 .763
3	Ernie Shore, Bos	1.45	Carl Weiland, StL	26-8	Lefty Williams, CWS 19-6 .760
4	Jim Bagby, Cleve	1.47	Walter Johnson, Wash	24-17	Babe Ruth, Bos 28-11 .718
5	Harry Coveleski, Det	1.69	Jim Bagby, Cleve	21-12	Bob Shawkey, NYY 19-8 .704
6	Carl Mays, Bos	1.73	Harry Harper, Wash	20-11	Joe Boehling, Wsh-Clev 18-9 .667
7	Lefty Williams, CWS	1.77	Dutch Leonard, Bos	20-13	Hooks Dauss, Det 16-8 .667
8	Bob Shawkey, NYY	1.83	Lefty Williams, CWS	19-6	Harry Harper, Wash 20-11 .645
9	Reb Russell, CWS	1.92	Bob Shawkey, NYY	19-8	Reb Russell, CWS 16-9 .640
10	George Mogridge, NYY	2.00	Joe Boehling, Wash-Clev	18-9	Jim Bagby, Cleve 21-12 .636
Shutouts		Strikeouts		Bases on balls	
1	Babe Ruth, Bos	12	Babe Ruth, Bos	157	Elmer Myers, Phila 170
2	Carl Weiland, StL	9	Walter Johnson, Wash	155	Babe Ruth, Bos 130
3	Harry Coveleski, Det	8	Elmer Myers, Phila	132	Dave Davenport, StL 118
4	Lefty Williams, CWS	8	Harry Harper, Wash	129	Joe Bush, Phila 116
5	Walter Johnson, Wash	6	Joe Bush, Phila	120	Walter Johnson, Wash 114
6	Harry Harper, Wash	6	Nick Cullop, StL	97	Jack Nabors, Phila 110
7	Hooks Dauss, Det	6	Harry Coveleski, Det	93	Harry Harper, Wash 103
8	Ernie Shore, Bos	6	Dutch Leonard, Bos	92	Bob Groom, StL 97
9	Five tied with	5	Lefty Williams, CWS	84	Tom Sheehan, Phila 94
10			Hooks Dauss, Det	81	Hooks Dauss, Det 89
Innings Pitched		Total hits allowed		Total runs allowed	
1	Babe Ruth, Bos	363.3	Joe Bush, Phila	362	Elmer Myers, Phila 175
2	Harry Coveleski, Det	351.0	Elmer Myers, Phila	347	Babe Ruth, Bos 132
3	Walter Johnson, Wash	339.7	Jack Nabors, Phila	280	Walter Johnson, Wash 124
4	Harry Harper, Wash	312.0	Tom Sheehan, Phila	254	Dave Davenport, StL 122
5	Dutch Leonard, Bos	299.7	Walter Johnson, Wash	250	Joe Bush, Phila 119
6	Joe Bush, Phila	293.7	Harry Coveleski, Det	244	Jack Nabors, Phila 114
7	Dave Davenport, StL	293.0	Hooks Dauss, Det	236	Harry Harper, Wash 105
8	Carl Weiland, StL	284.3	Dave Davenport, StL	226	Bob Groom, StL 102
9	Elmer Myers, Phila	283.0	Stan Coveleski, Cleve	226	Tom Sheehan, Phila 98
10	Jim Bagby, Cleve	275.0	Dutch Leonard, Bos	216	Dutch Leonard, Bos 92
Earned runs allowed		Unearned runs allowed		Games Appeared	
1	Elmer Myers, Phila	156	Elmer Myers, Phila	39	Jim Bagby, Cleve 49
2	Tom Sheehan, Phila	135	Harry Coveleski, Det	35	Walter Johnson, Wash 46
3	Jack Nabors, Phila	133	Hooks Dauss, Det	33	Bob Shawkey, NYY 46
4	Walter Johnson, Wash	120	Joe Bush, Phila	25	Harry Coveleski, Det 45
5	Dave Davenport, StL	92	Jack Nabors, Phila	25	Bernie Boland, Det 45
6	Jean Dubuc, Det	89	Bill James, Det	25	Elmer Myers, Phila 43
7	Joe Bush, Phila	83	Dutch Leonard, Bos	23	Dave Davenport, StL 42
8	Ray Fisher, NYY	79	Jim Scott, CWS	22	Jack Nabors, Phila 41
9	Stan Coveleski, Cleve	78	Bob Groom, StL	21	Jean Dubuc, Det 41
10	Dutch Leonard, Bos	76	Tom Sheehan, Phila	21	Three tied with 40
Games started		Complete Games		Home Runs Allowed	
1	Harry Coveleski, Det	t39	Harry Coveleski, Det	t31	Walter Johnson, Wash 10
2	Babe Ruth, Bos	t39	Babe Ruth, Bos	t31	Dutch Leonard, Bos 6
3	Walter Johnson, Wash	38	Harry Harper, Wash	24	Weldon Wyckoff, Phila-Bos 6
4	Elmer Myers, Phila	35	Walter Johnson, Wash	23	Elmer Myers, Phila 5
5	Harry Harper, Wash	35	Carl Weiland, StL	23	Bob Groom, StL 5
6	Dutch Leonard, Bos	35	Bob Shawkey, NYY	21	Red Faber, CWS 5
7	Joe Bush, Phila	34	Dutch Leonard, Bos	20	Stan Coveleski, Cleve 5
8	Dave Davenport, StL	32	Dave Davenport, StL	19	Joe Benz, CWS 5
9	Jack Nabors, Phila	30	Joe Bush, Phila	18	Marsh Williams, Phila 5
10	Carl Weiland, StL	30	Jim Bagby, Cleve	18	Maurice Craft, Phila 5
			Red Faber, CWS	18	

Wild pitches

1	Tom Sheehan, Phila	10
2	Dutch Leonard, Bos	8
3	Harry Harper, Wash	8
4	Geo. Cunningham, Det	8
5	Elmer Myers, Phila	7
6	Jack Nabors, Phila	7
7	Bill James, Det	7
8	Willie Mitchell, Cleve-Det	6
9	Three tied with	5

Hit batsmen

Babe Ruth, Bos	10
Joe Bush, Phila	8
Joe Boehling, Wash-Cleve	7
Lefty Williams, CWS	7
Walter Johnson, Wash	6
Bob Groom, StL	6
Fred Faber, CWS	6
Seven tied with	5

Balks

Babe Ruth, Bos	2
Stan Coveleski, Cleve	2
Bill James, Det	1
Earl Hamilton, StL-Det-StL	1
Jim Scott, CWS	1
Red Faber, CWS	1
Jim Shaw, Wash	1
	5

Games Lost

1	Elmer Myers, Phila	11-27
2	Jack Nabors, Phila	9-21
3	Joe Bush, Phila	14-19
4	Jean Dubuc, Det	7-17
5	Walter Johnson, Wash	24-17
6	Tom Sheehan, Phila	4-16
7	Bill James, Det	5-15
8	Allan Russell, NYY	6-15
9	Stan Coveleski, Cleve	10-15
10	Ray Caldwell, NYY	5-14

Saves

Joe Bush, Phila	6
Jim Bagby, Cleve	4
Carl Mays, Bos	4
Ernie Shore, Bos	3
Jean Dubuc, Det	3
Eddie Plank, StL	3
George DuMont, Wash	3
Jack Nabors, Phila	3
Five tied with	2

High ERA (60 IP min)

Bernie Boland, Det	7.45
Jing Johnson, Phila	7.01
Grv Lowdermilk, StL-Det	6.79
Tom Sheehan, Phila	6.58
Jim Park, StL	6.56
Ray Keating, NYY	5.96
Earl Hamilton, StL-Det-StL	5.77
Bill James, Det	5.34
Doc Ayres, Wash	5.24
Ray Caldwell, NYY	4.97

Worst W-L Pct. (10 Dec)

1	Bernie Boland, Det	2-12	.143
2	Tom Sheehan, Phila	4-16	.200
3	Bill James, Det	5-15	.250
4	Ray Caldwell, NYY	5-14	.263
5	Allan Russell, NYY	6-15	.286
6	Elmer Myers, Phila	11-27	.289
7	Jean Dubuc, Det	7-17	.292
8	Doc Ayres, Wash	5-12	.294
9	Jack Nabors, Phila	9-21	.300
10	Jim Scott, CWS	6-13	.316

1916 American League standouts

Cobb falls short of quest for .400 for second consecutive season

Ty Cobb, the dominant hitter in the Deadball Era, wound up hitting .391 for the 1916 replay in a mirror image of his 1915 replay quest for a .400 batting average.

Unlike 1915, when a late-season surge almost put him over the top, Cobb kept his average over .400 for all but the final eight days of the season, falling under .400 on September 18.

A recap of Cobb's bid for .400, starting on Sept. 11, when he was 196-487, .402:

<u>Date, Opponent</u>	<u>Hits-At Bats</u>	<u>H-AB</u>	<u>Bat avg.</u>
Sept 12/13	<i>No games scheduled</i>		
Sept 14, St. Louis	0-3	196-490	.400
Sept 15, St. Louis	1-4	197-494	.399
Sept 16, St. Louis	2-5	199-495	.402
Sept 17, St. Louis	0-3	199-408	.400
Sept 18, Chicago	1-5	200-503	.398
Sept 19, Chicago	0-3	200-506	.395
Sept 20, Chicago	0-3	200-509	.393
Sept 21, Chicago	1-4	201-513	.392
Sept 22	<i>No game scheduled</i>		
Sept 23, Cleveland	3-5	204-518	.394
Sept 24, Cleveland	1-4	205-522	.393
Sept 25, Cleveland	0-4	205-526	.391
Sept. 26, Cleveland	2-3	207-529	.391



Joe Jackson named AL MVP; served as driving offensive force for the White Sox



Chicago LF Joe Jackson, in his first full season with the White Sox, carried the team to within two games of their second straight pennant.

Jackson was selected as MVP on the basis of the importance of his performance in the context of the pennant race. Without Jackson, the White Sox would not have been able to generate the offense they possessed throughout the season.

In particular Jackson hit for power. While he hit only one homer, off Cliff Markle of the Yankees on May 23, he led the league in doubles (45) and tied for the lead in triples (17) and RBIs (108). On defense, his strong arm frequently prevented baserunners from advancing. He totaled eight outfield assists.

Jackson was remarkably consistent all season long, punctuated by during the 1916 replay. He reeled off a **16-game hitting streak May 19-June 3**, hitting .500 (32-64) during the streak, scoring 14 runs and driving in nine runs. On June 4, Jackson went 0-4 against the Browns Dave Davenport, but then picked up where he left off, kicking off an **18-game hitting streak** the next day. He hit .361 and drove in 16 runs during the second streak which ended on June 25, going 0-3 with a pair of walks in a 5-2 White Sox loss to Boston's Rube Foster. Combining both hitting streaks and the one game he failed to hit on June 4, Jackson hit .414 in 35 games, driving in 25 runs. The White Sox were 21-16 during the twin streaks.

Later in the season, Jackson had two more hitting streaks. He hit .410 during a **10-game hitting streak from July 4-14**. Down the stretch, when Chicago needed his bat the most, Jackson hit .422 in another **16-game hitting streak from Aug 28-Sept 11**.

Jackson had a six-hit game against New York on May 24, going 6-6, with a double and five singles, driving in a run in a first-inning eight-run outburst by the White Sox. He scored four times in what turned into a 17-2 romp.

21-year old Babe Ruth cops Cy Young honors led Red Sox to 1916 flag

Young Babe Ruth, in his third season in the majors, became the leader of the vaunted Red Sox pitching staff,



Ruth (28-11) finished second in wins to Detroit's Harry Coveleski, but almost single-handedly pitched the Red Sox out of a slow start with an 11-game win streak from June 2-July 4, including two shutout wins over St. Louis and a shutout of the hard-hitting Tigers.

As Boston got closer to the lead down the stretch, Ruth reeled off a six-game win streak from Aug 24-Sept 10 that pulled Boston into the lead. Included in the streak were two shutout wins over Cleveland and a shutout of the White Sox.

Ruth concluded the season with a 1.41 ERA, second only to St. Louis lefty Carl Weilman and threw 12 shutouts to lead the league. He also led the AL in strikeouts, snapping a four-year run as strikeout king by Walter Johnson and led the American League with 363.3

innings pitched.

Detroit lefty Harry Coveleski led the AL in wins



Harry Coveleski, Det

Southpaw Harry Coveleski topped AL pitchers with a 29-9 record that included nine shutouts. Coveleski's ERA of 1.69 ranked sixth in the league. He almost single-handedly carried the Tigers pitching load all season long, starting 39 games, tied with Babe Ruth, and recording 31 complete games, along with Ruth, both figures the most in the AL. His 351 innings pitched was second in the league to Ruth.

After losing three of his first four starts, Coveleski ran off eight wins in a row from Apr 25-May 29, recording back-to-back shutouts in the final two wins of the streak, blanking Washington 13-0 on May 20 and throwing a 1-0 one-hitter at Philadelphia on May 25. Coveleski couldn't contain St. Louis in the first game of the Tigers Memorial Day doubleheader on May 31, losing 5-4 to the Browns and snapping his win streak.

Coveleski picked right back up, however, winning the next four in a row to improve to 13-4 before losing to Chicago 8-1 on June 15, giving up three unearned runs and a home run to Buck Weaver.

Coveleski kept on winning the rest of the season and finished with five straight wins to conclude the season, but the best the Tigers could do behind him was finish 76-78 with no other pitcher other than Hooks Dauss (16-8) to back up Coveleski.

Overlooked Carl Weilman almost pitched St. Louis to the pennant; tossed no-hitter on Aug 20



AL ERA leader **Carl Weilman** (1.20) started the season with an 11-game win streak that turned normally docile Browns into a serious contender.

Weilman **opened the season with three shutouts in his first four starts**, edging Chicago's Eddie Cicotte on Apr 15 by a 2-0 score, Chicago, blanking Detroit 7-0 on Apr 24 and holding Philadelphia to three singles to beat Elmer Myers on May 1.

Weilman also pitched a shutout in the final win in the 11-game skein, throwing a one-hitter at Cleveland on June 5 to beat Guy Morton 3-0. Weilman's streak ended on June 11 at Detroit when he was outpitched by Hooks Dauss in a 3-0 Tiger victory.

With the scent of a pennant in the air, Weilman cranked up another win streak beginning Aug 1, chalking up a relief win in a 13-inning 4-3 win over the Tigers. He won his next six in a row to run the streak to seven, highlighted by a 5-0 no-hit win over Washington's Harry Harper on Aug 20.

As the calendar flipped to September, Weilman ran into some problems, dropping a Labor Day decision to Boston's Ernie Shore 4-2 followed by a 2-0 loss to Washington's Walter Johnson two days later. Weilman recovered, however, to win three of his four final starts, including a clutch win against challenging Chicago, but it was not quite enough to bring the AL pennant to the Gateway City.

1916 American League pinch hitting

American League pinch-hitters hit a combined .205 in 1916 with a .266 OBP.

The top pinch-hitting team in the 1916 AL was the pennant-winning Red Sox, whose pinch-hitting corps hit a superior .302 with 26 RBIs. Second place Chicago and sixth-place Cleveland were the most frequent employers of pinch hitters, both with 105 pinch-hit at bats.

Yankee **Paddy Baumann** had the highest BA for pinch-hitters (10 or more pinch-hit appearances), going 7-13, .538. Browns 1b **Babe Borton** hit .429 as a pinch-hitter with a .429 OBP on six pinch hits.

Boston's **Olaf Henriksen** had 10 pinch hits, including two triples, the most hits among pinch-hitters. **Marty Kavenaugh**, who split the season between the Tigers and Indians, was the busiest pinch-hitter, stepping to the plate 37 times in a pinch-hit role.

Wally Schang of Philadelphia and Boston's Del Gainer hit the only pinch-hit HRs. Schang's HR came off New York's Ray Keating on May 29 as the A's edged NY in a 14-13 slugfest. Gainer's HR, on Sept 4, was a two-run shot in the 11th inning against Detroit's Jean Dubuc, giving the Red Sox a tough 11-9 win in the midst of Boston's September stretch run to the pennant.

A mid-season swap between Washington and Cleveland sending the Senators **Danny Moeller** to the Indians for Cleveland's **Elmer Smith** worked out well for both teams, in terms of pinch-hitting expertise. Moeller ended up hitting .455 as a pinch hitter while Smith, who was the AL's top pinch-hitter in the 1915 replay with a .400 BA, checked in with an excellent pinch-hit .313 BA in 1916.

Team pinch-hitting

Team	Avg	OBP	AB	H	2B	3B	HR	RBI	BB	Sac	SF	HB	DP
Boston	.302	.324	96	29	4	2	1	25	4	1	2	0	5
St. Louis	.253	.358	79	20	2	1	0	12	13	0	2	1	3
Phila	.218	.263	110	24	5	0	1	8	6	0	2	1	1
Detroit	.214	.280	98	21	5	1	0	9	8	0	0	1	2
New York	.184	.273	103	19	0	0	0	13	13	0	4	1	5
Chicago	.179	.252	95	17	2	2	0	13	9	0	2	1	1
Washington	.169	.242	83	14	1	0	0	10	7	1	0	1	0
Cleveland	.133	.148	105	14	1	0	0	11	1	0	1	1	3
AL Average	.205	.266	96	20	3	1	0	13	8	0	2	1	2

Pinch hit leaders

Batting Avg. (Min 10 AB)	H/AB	Avg.	On base pct. (Min 10 PA)	OBP	Pinch hits	Hits
Paddy Baumann, NYY	7-13	.538	Danny Moeller, Wash-Clv	.625	Olaf Henriksen, Bos	10
Danny Moeller, Wash-Clv	5-11	.455	Babe Borton, StL	.571	Paddy Baumann, NYY	7
Babe Borton, StL	6-14	.429	Paddy Baumann, NYY	.529	Babe Borton, StL	6
Wally Schang, Phila	6-15	.400	Jack Fournier, Chi	.429	Wally Schang, Phila	6
William Rumler, StL	4-12	.333	Wally Schang, Phila	.412	Elmer Smith, Cleve-Wash	5
Elmer Smith, Cleve-Wash	5-16	.313	Elmer Smith, Cleve-Wash	.389	Danny Moeller, Wash-Clv	5

Runs batted in	RBI	Bases on balls	BB	Pinch hit at bats	AB
Olaf Henriksen, Bos	7	Babe Borton, StL	6	Marty Kavenaugh, Det-Clv	37
Jack Fournier, Chi	5	Danny Moeller, Wash-Clv	5	Olaf Henriksen, Bos	36
Elmer Smith, Cleve-Wash	5	Elmer Smith, Cleve-Wash	5	Charlie Mullen, NYY	23
Charlie Jamieson, Wash	5	George Harper, Det	4	George Harper, Det	22

Doubles: Harry Heilmann, Lee McElwee, Phila, tied with 2

Triples: Jack Tobin, StL, Olaf Henriksen, Bos, tied with 2

Home runs: Wally Schang, Phila, Del Gainer, Bos, tied with



Paddy Baumann, in his first season with NY, hit .538 as a

1916 American League pinch hitting

Boston Red Sox	<u>Avg</u>	<u>OBP</u>	<u>AB</u>	<u>H</u>	<u>2B</u>	<u>3B</u>	<u>HR</u>	<u>RBI</u>	<u>BB</u>	<u>Sac</u>	<u>SF</u>	<u>HB</u>	<u>DP</u>
Bill Carrigan	1.000	1.000	2	2	1	0	0	0	0	0	0	0	0
Jimmie Walsh-a	.667	.667	3	2	1	0	0	4	0	0	0	0	0
Mike McNally	.500	.600	4	2	0	0	0	3	1	0	0	0	0
Sam Agnew	.444	.444	9	4	0	0	0	3	0	0	0	0	0
Tilly Walker	.333	.333	3	1	0	0	0	1	0	0	0	0	0
Del Gainer	.300	.300	10	3	0	0	1	4	0	1	0	0	1
Olaf Henriksen	.278	.282	36	10	1	2	0	7	1	0	1	0	2
Chick Shorten	.250	.308	12	3	0	0	0	2	1	0	0	0	0
Hal Janvrin	.200	.200	5	1	0	0	0	0	0	0	0	0	0
Pinch Thomas	.200	.200	5	1	0	0	0	0	0	0	0	0	0
Dick Hoblitzell	.200	.167	5	1	1	0	0	1	0	0	1	0	1
Hick Cady	.000	1.000	0	0	0	0	0	0	1	0	0	0	0
Babe Ruth	.000	.000	2	0	0	0	0	0	0	0	0	0	1
Total	.302	.324	96	29	4	2	1	25	4	1	2	0	5

St. Louis Browns	<u>Avg</u>	<u>OBP</u>	<u>AB</u>	<u>H</u>	<u>2B</u>	<u>3B</u>	<u>HR</u>	<u>RBI</u>	<u>BB</u>	<u>Sac</u>	<u>SF</u>	<u>HB</u>	<u>DP</u>
Ernie Johnson	1.000	1.000	1	1	0	0	0	0	1	0	0	0	0
Harry Chapman	.667	.667	3	2	0	0	0	0	0	0	0	0	0
Billy Lee	.500	.667	2	1	0	0	0	0	1	0	0	0	0
Babe Borton	.429	.571	14	6	0	1	0	3	6	0	1	0	0
William Rumler	.333	.429	12	4	1	0	0	1	1	0	0	0	1
Grover Hartley	.231	.231	13	3	1	0	0	2	0	0	0	0	1
Jack Tobin	.200	.294	15	3	0	2	0	4	1	0	0	1	1
Doc Crandall	.000	.200	4	0	0	0	0	0	1	0	0	0	0
Armando Marsans	.000	.000	1	0	0	0	0	0	0	0	0	0	0
Ward Miller	.000	.000	1	0	0	0	0	0	0	0	0	0	0
Burt Shotton	.000	.000	1	0	0	0	0	0	0	0	0	0	0
Jimmy Austin	.000	.000	2	0	0	0	0	0	0	0	0	0	0
Doc Lavan	.000	.000	2	0	0	0	0	0	0	0	0	0	0
Hank Severeid	.000	.000	4	0	0	0	0	0	0	0	0	0	0
George Sisler	.000	.000	4	0	0	0	0	0	0	0	0	0	0
Bobby Wallace	.000	.000	4	0	0	0	0	0	0	0	0	0	0
Total	.253	.358	79	20	2	1	0	12	13	0	2	1	3

Chicago White Sox	<u>Avg</u>	<u>OBP</u>	<u>AB</u>	<u>H</u>	<u>2B</u>	<u>3B</u>	<u>HR</u>	<u>RBI</u>	<u>BB</u>	<u>Sac</u>	<u>SF</u>	<u>HB</u>	<u>DP</u>
Jack Fournier	.250	.400	16	4	1	1	0	5	4	0	0	0	0
Zeb Terry	.250	.250	4	1	0	1	0	0	0	0	0	0	0
Eddie Murphy	.235	.235	17	4	1	0	0	1	0	0	0	0	0
Jack Lapp	.200	.200	5	1	0	0	0	1	0	0	0	0	0
Jack Ness	.200	.200	5	1	0	0	0	1	0	0	0	0	0
Nemo Leibold	.190	.240	21	4	0	0	0	2	1	0	2	1	0
Fred McMullin	.143	.250	7	1	0	0	0	0	1	0	0	0	0
Byrd Lynn	.100	.182	10	1	0	0	0	2	1	0	0	0	0
Shano Collins	.000	.333	2	0	0	0	0	1	1	0	0	0	0
Ray Schalk	.000	.000	3	0	0	0	0	0	0	0	0	0	0
Fritz von Kolnitz	.000	.000	5	0	0	0	0	0	0	0	0	0	0
Total	.179	.252	95	17	2	2	0	13	9	0	2	1	1

Washington Senators	<u>Avg</u>	<u>OBP</u>	<u>AB</u>	<u>H</u>	<u>2B</u>	<u>3B</u>	<u>HR</u>	<u>RBI</u>	<u>BB</u>	<u>Sac</u>	<u>SF</u>	<u>HB</u>	<u>DP</u>
John Henry	1.000	1.000	1	1	0	0	0	0	1	0	0	0	0
Joe Leonard-t	1.000	1.000	1	1	0	0	0	0	1	0	0	0	0
Joe Judge	.500	.500	2	1	0	0	0	1	0	0	0	0	0
Danny Moeller-t	.333	.333	9	3	0	0	0	0	0	0	0	0	0
Carl Sawyer	.250	.250	4	1	0	0	0	1	0	0	0	0	0
Rip Williams	.222	.300	18	4	1	0	0	1	1	0	0	0	0
Charlie Jamieson	.188	.263	16	3	0	0	0	5	1	0	1	1	0
Turner Barber	.167	.286	0	1	0	1	0	1	1	0	0	0	0
Howard Shanks	.000	.167	5	0	0	0	0	0	1	0	0	0	0
Mike Menosky	.000	.000	1	0	0	0	0	0	0	0	0	0	0
Walter Johnson	.000	.000	2	0	0	0	0	0	0	0	0	0	0
Henri Roundeau	.000	.000	3	0	0	0	0	0	0	0	0	0	0
Patsy Gharrity	.000	.000	5	0	0	0	0	0	0	0	0	0	0
Sam Rice	.000	.000	10	0	0	0	0	0	0	0	0	0	0
Merito Acosta	∞	1.000	0	0	0	0	0	0	1	0	0	0	0
Ray Morgan	∞	1.000	0	0	0	0	0	0	1	0	0	0	0
Total	.169	.242	83	14	1	0	0	10	7	1	0	1	0

Acquired player Elmer Smith had no PH appearances with Washington

Detroit Tigers	<u>Avg</u>	<u>OBP</u>	<u>AB</u>	<u>H</u>	<u>2B</u>	<u>3B</u>	<u>HR</u>	<u>RBI</u>	<u>BB</u>	<u>Sac</u>	<u>SF</u>	<u>HB</u>	<u>DP</u>
Jean Dubuc	1.000	1.000	1	1	0	0	0	0	0	0	0	0	0
Ty Cobb	.667	.667	3	2	0	1	0	2	0	0	0	0	0
George Burns	.500	.500	2	1	0	0	0	0	0	0	0	0	0
Harry Heilmann	.333	.333	9	3	2	0	0	1	0	0	0	0	0
Sam Crawford	.333	.429	6	2	0	0	0	0	1	0	0	0	0
Red McKee	.333	.500	3	1	0	0	0	0	0	0	0	1	0
Oscar Stanage	.333	.333	1	0	0	1	0	1	0	0	0	0	1
Tubby Spencer	.250	.400	4	1	0	0	0	0	1	0	0	0	0
Frank Fuller	.250	.250	4	1	0	0	0	0	0	0	0	0	0
Jack Dalton	.200	.200	5	1	0	0	0	1	0	0	0	0	0
George Harper	.136	.269	22	3	1	0	0	2	4	0	0	0	0
Marty Kavanaugh	.125	.176	32	4	0	0	0	2	2	0	0	0	1
Ossie Vitt	.000	.000	1	0	0	0	0	0	0	0	0	0	0
Del Baker	.000	.000	1	0	0	0	0	0	0	0	0	0	0
Donie Bush	.000	.000	2	0	0	0	0	0	0	0	0	0	0
Total	.214	.280	98	21	5	1	0	9	8	0	0	1	2

Cleveland Indians	<u>Avg</u>	<u>OBP</u>	<u>AB</u>	<u>H</u>	<u>2B</u>	<u>3B</u>	<u>HR</u>	<u>RBI</u>	<u>BB</u>	<u>Sac</u>	<u>SF</u>	<u>HB</u>	<u>DP</u>
Danny Moeller-a	1.000	1.000	2	2	0	0	0	1	5	0	0	0	0
Milo Allison	1.000	1.000	1	1	0	0	0	0	0	0	0	0	0
Clyde Engle	.333	.400	3	1	0	0	0	0	1	0	1	0	0
Elmer Smith-t	.313	.389	16	5	1	0	0	5	2	0	0	0	0
Ray Chapman	.200	.200	5	1	0	1	0	2	0	0	0	0	0
Terry Turner	.111	.200	9	1	0	0	0	0	1	0	0	0	1
Tom Daly	.111	.111	9	1	0	0	0	1	0	0	0	0	1
Braggo Roth	.083	.154	12	1	0	0	0	0	1	0	0	0	1
Al Bergman	.000	.000	1	0	0	0	0	0	0	0	0	0	0
Lou Guisto	.000	.000	1	0	0	0	0	0	0	0	0	0	0
Joe Leonard-t	.000	.000	1	0	0	0	0	0	0	0	0	0	0
Steve O'Neill	.000	.000	1	0	0	0	0	0	0	0	0	0	0
Chick Gandil	.000	.000	2	0	0	0	0	0	0	0	0	0	0
Marty Kavanaugh-a	.000	.000	2	0	0	0	0	0	0	0	0	0	0
Bob Coleman	.000	.000	3	0	0	0	0	0	0	0	0	0	0
Larry Chappel	.000	.000	5	0	0	0	0	0	0	0	0	0	0
Joe Evans	.000	.000	5	0	0	0	0	0	0	0	0	0	0
Ivan Howard	.000	.125	7	0	0	0	0	0	0	0	0	0	0
Josh Billings	.000	.000	10	0	0	0	0	0	0	0	0	0	0
Total	.133	.148	105	14	1	0	0	11	1	0	1	1	3

New York Yankees	<u>Avg</u>	<u>OBP</u>	<u>AB</u>	<u>H</u>	<u>2B</u>	<u>3B</u>	<u>HR</u>	<u>RBI</u>	<u>BB</u>	<u>Sac</u>	<u>SF</u>	<u>HB</u>	<u>DP</u>
Paddy Baumann	.538	.529	13	7	0	0	0	4	1	0	2	1	0
Frank Gilhooley	.500	.500	6	3	0	0	0	1	0	0	0	0	0
Rube Oldring-a	.333	.333	3	1	0	0	0	1	0	0	0	0	0
Les Nunamaker	.200	.429	5	1	0	0	0	3	2	0	0	0	0
Bunny High	.200	.286	5	1	0	0	0	1	1	0	1	0	0
Charlie Mullen	.174	.240	23	4	0	0	0	1	2	0	0	0	1
Elmer Miller	.143	.250	7	1	0	0	0	0	1	0	0	0	1
Ray Caldwell	.091	.231	11	1	0	0	0	1	2	0	0	0	0
Roy Hartzell	.000	.000	1	0	0	0	0	0	0	0	0	0	0
Doc Cook	.000	.000	1	0	0	0	0	0	0	0	0	0	0
Luke Boone	.000	.000	1	0	0	0	0	0	0	0	0	0	0
Frank Baker	.000	.250	2	0	0	0	0	1	0	0	1	0	0
Walt Alexander	.000	.000	2	0	0	0	0	0	0	0	0	0	0
Wally Pipp	.000	.000	2	0	0	0	0	0	0	0	0	0	0
Angel Aragon	.000	.000	2	0	0	0	0	0	0	0	0	0	0
Lee Magee	.000	.000	2	0	0	0	0	0	0	0	0	0	0
Roxy Walters	.000	.000	4	0	0	0	0	0	0	0	0	0	0
Fritz Maisel	.000	.000	10	0	0	0	0	0	0	0	0	0	0
Total	.184	.273	103	19	0	0	0	13	13	0	4	1	5

Philadelphia A's	<u>Avg</u>	<u>OBP</u>	<u>AB</u>	<u>H</u>	<u>2B</u>	<u>3B</u>	<u>HR</u>	<u>RBI</u>	<u>BB</u>	<u>Sac</u>	<u>SF</u>	<u>HB</u>	<u>DP</u>
Val Picinich	.500	.500	4	2	0	0	0	1	0	0	0	0	0
Wally Schang	.400	.412	15	6	0	0	0	4	0	0	1	1	1
Elmer Myers	.400	.400	5	2	1	0	0	0	0	0	0	0	0
Billy Meyer	.333	.333	3	1	0	0	0	0	0	0	0	0	0
Lee McElwee	.267	.267	15	4	2	0	0	3	0	0	0	0	0
Red Lanning	.250	.400	4	1	1	0	0	0	1	0	0	0	0
Mike Murphy	.250	.250	4	1	0	0	0	0	0	0	0	0	0
Bill Stellbauer	.250	.308	12	3	0	0	0	0	1	0	0	0	0
Shag Thompson	.111	.200	9	1	0	0	0	0	1	0	0	0	0
Lee King	.083	.083	12	1	0	0	0	0	0	0	0	0	0
Buck Thrasher	.000	.500	1	0	0	0	0	0	1	0	0	0	0
Charlie Grimm	.000	.000	1	0	0	0	0	0	0	0	0	0	0
Harland Rowe	.000	.000	1	0	0	0	0	0	0	0	0	0	0
Nap Lajoie	.000	.000	1	0	0	0	0	0	0	0	0	0	0
Ralph Mitterling	.000	.000	1	0	0	0	0	0	0	0	0	0	0
Rube Oldring-t	.000	.000	1	0	0	0	0	0	0	0	1	0	0
Jimmie Walsh-t	.000	.000	1	0	0	0	0	0	0	0	0	0	0
Amos Strunk	.000	.333	2	0	0	0	0	0	1	0	0	0	0
Ray Haley-a	.000	.250	3	0	0	0	0	0	0	0	0	1	0
Jim Brown	.000	.250	3	0	0	0	0	0	1	0	0	0	0
Otis Lawry	.000	.000	3	0	0	0	0	0	0	0	0	0	0
Charlie Pick	.000	.000	5	0	0	0	0	0	0	0	0	0	0
Total	.218	.263	110	24	5	0	1	8	6	0	2	1	1

Two or more teams	<u>Avg</u>	<u>OBP</u>	<u>AB</u>	<u>H</u>	<u>2B</u>	<u>3B</u>	<u>HR</u>	<u>RBI</u>	<u>BB</u>	<u>Sac</u>	<u>SF</u>	<u>HB</u>	<u>DP</u>
Joe Leonard, Wa-Clv	.500	.500	2	1	0	0	0	0	1	0	0	0	0
Danny Moeller, Wa-Clv	.455	.625	11	5	0	0	0	0	0	0	0	0	0
M Kavanaugh-Det-Clv	.135	.200	37	5	0	0	0	2	3	0	0	0	1
Rube Oldring Phi-NYY	.250	.250	4	1	0	0	0	1	0	0	0	0	0

1916 American League Batting Highlights

pitchers performance highlighted in italics

Notable performances, team

<u>Date</u>	<u>Team</u>	<u>Opponent</u>	<u>Description</u>
Apr 11	NY	Phila	Seven runs in fifth inning in 11-3 Opening Day win over A's
Apr 12	StL	Det	Seven runs in eighth inning for come-from-behind 9-7 win over Tigers
Apr 14	Bos	Phila	Red Sox piled up nine runs in the first inning in a 13-0 win v Phila; totaled 15 BB in win
Apr 16	Wash	NY	10 stolen bases , inc. four by Eddie Foster and three by Clyde Milan in 4-2 win v Yankees
Apr 22	Chi	Cleve	ChiSox scored six runs on only three hits in sixth inning in 9-6 loss to Indians
May 3	Cleve	Wash	Tribe exploded for eight runs in eighth inning in 11-1 win behind Joe Boehling
May 20	Det	Wash	22 hits in 13-0 win behind Harry Coveleski; George Burns and Bobby Veach both 4-6
May 24	Cleve	Phila	Indians hit four home runs (Speaker, Gandil, Elmer Smith, Graney) in 16-5 win
May 24	Chi	NY	White Sox scored eight runs in first , notched 20 hits to bury Yankees 17-2; Joe Jackson 6-6
May 27	Phila	Det	Downtrodden A's erupted for 20 hits in 11-6 win; Detroit helped with five errors
May 29	Phila	NY	A's scored nine runs in sixth inning , inc. PH HR by Wally Schang, to win 14-13 slugfest
May 30	Wash	Bos	Senators pounded Veau Gregg, Sam Jones for seven runs in first in 9-4 victory
June 5	Wash	Phila	Down 4-1, Washington erupted for seven runs in eighth for come-from-behind 8-4 win
June 19	Wash	NY	Senators piled up 26 hits in 17-0 win v. NY; Harper threw two-hitter, went 3-5
June 19	Bos	Phila	Red Sox rattled off eight hits, 2 BB in eight-run first inning in 9-2 win
July 2	Cleve	Phila	Tribe tallied 7 runs in first inning enroute to 14-4 pounding of Phila
July 4	Phila	Det	A's totaled 20 hits in 12-10 win over <i>Tigers (See Slugfest Series below for details)</i>
July 5	Phila	Det	A's racked up 20 hits for second game in a row , but blew big lead to lose to Detroit 16-9
July 5	Det	Phila	Tigers outhit A's with 21 hit attack , down 8-2 early, came back and won 16-9
July 11	StL	Phila	Browns exploded for 22 hits in 14-4 win v A's; Ward Miller, Hank Severeid 4 hits each
July 12	Det	NY	Tigers struck 22 hits in 16-0 blowout win; scored 11 runs in the first three innings
July 22	Det	Phila	Detroit pounded out 22 hits in 16-0 victory; Dubuc carried no-hitter into ninth
Aug 1	Cleve	Det	Indians, registered 22 hits in 11-3 win, led by Tris Speaker's four hits
Aug 4	Bos	Phila	Boston scored 10 runs in bottom of seventh to run off with 14-7 blowout win
Aug 6	Bos	NY	Red Sox had 10-run inning for second time in series ; ran off with 14-4 victory
Aug 12	Det	NY	Tigers piled up eight runs, all with two out, in fifth ; escaped with 10-9 win over NY
Aug 23	Det	Phila	Blew out A's with 20-hit attack in 17-3 runaway
Aug 25	NY	StL	Seven runs in first inning, 20 hits in 14-1 win over St. Louis; 12 hits in first three innings
Sept 16	Det	StL	Tigers erupted for eight runs in eighth inning , but lost to browns 12-11 in 10 innings
Sept 21	Bos	Phila	Bos won 21-2 , most runs of any game in AL season, piled up 21 hits to clinch pennant

Cycle

<u>Date</u>	<u>Batter</u>	<u>Opp</u>	<u>Description</u>
Sept 10	Tim Hendryx	StL	3R HR, triple, two doubles, single, 3 runs in 11-1 win v Browns Ernie Koob

Two home runs in one game

<u>Date</u>	<u>Batter</u>	<u>Opp</u>	<u>Description</u>
Apr 11	Wally Pipp, NY	Phila	3R HR, solo HR off Jim Nabors in 11-3 Opening Day win for Yankees
May 7	Oscar Stange, Det	Wash	Two 3R HRs, 7 RBIs in 11-0 blowout win over Senators
July 12	George Burns, Det	NY	Two solo HRs, went 4-7, 3 RBIs in 16-0 throttling of Yankees
July 11	Wally Schang, Phila	StL	2R HR, solo HR, both of Carl Weilman, but StL won 14-4
Aug 17	<i>Babe Ruth, Bos</i>	StL	2R HR, solo HR, both off Bob Groom, but Browns won 6-1 in 12 innings
Aug 29	Danny Moeller, Cleve	Wash	Two solo HRs, both off Molly Craft as Moeller terrorized former team in 9-1 win

Five or more RBI in one game (*pitchers in italics*)

<u>Date</u>	<u>Batter</u>	<u>Opp</u>	<u>RBI</u>	<u>Description</u>
May 7	Oscar Stange, Det	Wash	7	Two three-run HRs, both off Walter Johnson, in 11-0 win
May 12	Bill Stellbauer, Phila	Det	5	3-4, two 2R singles, RBI single in 13-2 win over Tigers
May 23	Ward Miller, StL	Wash	5	Bases-loaded triple, 2R single, in 10-3 win vs Senators
May 26	Ty Cobb, Det	Phila	5	2R double, 2R single, RBI single, 4-5 in 13-2 win
June 25	Jack Graney, Cleve	Wash	5	2R HR, bases-loaded triple in 8-3 win
July 13	Tilly Walker, Bos	StL	5	2R HR, RBI single, 2 SF to beat former team 11-2
July 23	Tris Speaker, Cleve	Bos	5	2R HR, 2R 2b, RBI 2b to lead Indians to 10-4 win
Aug 6	Happy Felsch, Chi	Det	5	3R triple, 2R single to lead ChiSox to 12-2 victory over Tigers
Aug 7	Pinch Thomas, Bos	NY	5	Bases loaded 3b, 2R single, 4-5 in 10-2 win
Aug 15	Joe Jackson, Chi	Phila	5	2R double, 2R single, RBI single, three runs in 11-0 shutout win
Sept 5	Sam Crawford, Det	Bos	5	3R double, 2R single as Tigers pounded Boston 12-2

Grand slam home runs

<u>Date</u>	<u>Batter</u>	<u>Opp pitcher</u>	
July 19	Wally Schang, Phila	Fred Beebe, Cleve	Grand slam followed three BB by Beebe; Phila won 8-7

Back-to-back home runs

<u>Date</u>	<u>Batters</u>	<u>Opp pitcher</u>	<u>Description</u>
Aug 8	Ward Miller, George Sisler, StL	Ed Klepfer, Cleve	Wasn't enough; Indians won 8-6

Leadoff home runs

<u>Date</u>	<u>Batter</u>	<u>Opp</u>	<u>Opposing pitcher</u>
May 24	Jack Graney, Cleve	Phila	Weldon Wyckoff, Phila
Sept 18	Harry Hooper, Bos	NY	Nick Cullop NY

Five or more hits in one game

<u>Date</u>	<u>Batter</u>	<u>Opp</u>	<u>Description</u>
May 13	Happy Felsch, Chi	Wash	5-5, four singles, 2b, two runs, RBI. Wash, behind Joe Boehling, won 7-5
May 24	Tris Speaker, Cleve	Phila	5-7, 2R triple, four singles, 4 runs in 16-5 shelling of A's
May 24	Joe Jackson, Chi	NY	6-6 , 2b, five singles, four runs in 17-2 win
June 26	George Sisler, StL	Phila	5-5, 2b, four singles, 2 RBIs, run in 7-3 win
July 5	Oscar Stanage, Det	Phila	5-5, 2R double, four singles, 2 runs to pace 16-9 win
July 12	Ty Cobb, Det	NY	5-7, 3R HR, four singles, 4 runs, SB in 16-0 victory over Yanks
July 13	John Henry, Wash	Det	5-5, 3b, 2b, three singles, 3 RBIs, run to spark 9-4 win for Joe Boehling
Sept 1	Clyde Milan, Wash	Det	5-6, five singles, 3 RBIs, 2 run as Senators beat up Det 9-4
Sept 19	Roy Grover, Phila	Wash	5-6, late season call-up surprised with 4 singles, 2b, 2 RBIs 2 runs in 11-4 win
Sept 25	<i>Dutch Leonard</i> , Bos	Phila	4-6, four singles, 4 RBIs, run in 21-2 blowout to clinch pennant
Sept 26	Bunny High, NY	Wash	5-6, 2 doubles, three singles, 4 runs in 10-1 win on last day of season

Notable individual batter performances (*pitchers performances shown under pitcher's hitting*)

<u>Date</u>	<u>Batter</u>	<u>Opp</u>	<u>Description</u>
Apr 11	Frank Gilhooley, NY	Phila	4-5, four singles, 3 RBIs, run in 11-3 Yankee win in opener
Apr 12	Ty Cobb, Det	StL	4-5, four singles, 2 runs, SB in 9-7 loss to Browns
Apr 16	Ty Cobb, Det	Cleve	4-5, 2b, three singles, 3 RBIs, 2 runs in 9-3 Tigers win
Apr 17	Joe Gedeon, NY	Wash	4-4, four singles, 2 runs, but Washington won 7-2
Apr 19	Clyde Milan, Wash	Phila	4-5, four singles, 2 runs, RBI in 8-0 win
Apr 25	Frank Gilhooley, NY	Bos	4-4, four singles run, RBI 2 SB behind Allan Russell 3-0, 4-hit shutout win
Apr 26	George Sisler, StL	Cleve	4-5, two triples, two singles, run in 6-0 win behind Eddie Plank
Apr 28	Eddie Collins, CWS	StL	4-4, four singles, 2 runs, SF, 2 SB to pace 10-3 win
Apr 29	Del Pratt, StL	Chi	4-6, 2b, three singles, BB in 6-2, 14-inning loss to White Sox
Apr 29	Burt Shotton, StL	Chi	4-5, four singles, 2 BB in 6-2, 14-inning loss to White Sox
May 2	George Sisler, StL	Phila	4-6, four singles including game winning RBI in 10 th in 6-5 win
May 6	Clyde Milan, Wash	Det	4-5, four runs, 2b, BB, 2 SB in 9-8 loss to Tigers
May 7	Charlie Pick, Phila	Chi	4-4, four singles in 10-3 loss to White Sox
May 7	Happy Felsch, Chi	Phila	4-6, four runs, 2b in 10-3 win over Athletics
May 8	Hal Janvrin, Bos	Det	4-6, four singles, two runs, two RBIs in 11-5 victory v Detroit
May 8	Larry Gardner, Bos	Det	4-6, 3 RBIs, three singles, double in 11-5 win over Detroit
May 8	Joe Jackson, Chi	NY	4-5, 3 RBIS three singles, 2b, run, SB in 11-1 thumping of NY
May 18	Ward Miller, StL	Phila	4-6, solo HR, four runs, 2 RBIs to lead 11-3 romp over A's
May 20	Eddie Collins, Chi	Phila	4-5, triple, three singles, 2 RBIs, but White Sox lost 10-7
May 20	Bobby Veach, Det	Wash	4-6, 3b, 2b, two singles, 2 RBIs in 13-0 blowout win
May 20	George Burns, Det	Wash	4-6, 2b, three singles, RBI, 3 runs in 13-0 win
May 24	Larry Gardner, Bos	Det	4-4, 3b, 2b, two singles, but Red Sox lost to Earl Hamilton 6-1
May 24	Chick Gandil, Cleve	Phila	4-5, HR, double, 4 RBIs, 5 runs in 16-5 blowout win
May 25	Joe Judge, Wash	Chi	4-5, 3b, 2b, two singles, 2 RBIs, 2 runs in 10-2 Senators win
May 26	Wally Pipp, NY	StL	4-4, 3b, 2b, two singles, 2 RBIs, 1 runs, SB in 7-6 loss to Browns
May 26	Ty Cobb, Det	Phila	4-4, 2R double, 2R single, RBI single, 5 RBIs in 13-2 win
May 26	Bobby Veach, Det	Phila	4-6, 2b, three singles, 2 RBIs, run in 13-2 thumping of A's
May 27	George Sisler, StL	NY	4-4, 2b, three singles, run in 12-4 loss to Yankees Nick Cullop
May 29	Paddy Baumann, NY	Phila	4-4, four singles, 2 BB, three runs, but NY lost to A's 14-13
May 29	Stuffy McGinnis, Phila	NY	4-6, 2 doubles, 2 singles, 2 RBIs, 3 runs in Athletics 14-13 win over Yanks
May 29	Rube Oldring, Phila	NY	4-6; four singles; joined McGinnis with four hits in 14-13 win over Yanks
May 31#1	Jack Ness, Chi	Cleve	4-6, bases-loaded triple, three singles in 7-3, 11-inning Memorial Day win
June 2	George Burns, Det	Cleve	4-4, 2b, three singles, BB, three runs in 8-1 win
June 2	Ralph Young, Det	Cleve	4-5; four singles; accompanied Burns four-hit game in 8-1 win
June 4	Harry Heilmann, Det	Cleve	4-5, 2b, three singles, run, SB in 8-4 win over Indians
June 4	Steve O'Neill, Cleve	Det	4-4, 2b three singles, but Indians lost to Detroit 8-4
June 5	Tilly Walker, Bos	NY	4-4, 2b, three singles, RBI, run, SB in 4-1 win behind Vean Gregg
June 12	Roger Peckinpaugh, NY	Phila	4-5, 2R home run, three singles in 5-2 win for Nick Cullop
June 12	George Burns, Det	StL	4-4, 2R HR, 4 RBIs, three singles as Harry Coveleski blanked Browns 5-0
June 16	Doc Lavan, StL	Cleve	4-6, four singles, 2 RBIs, run in 14-0 shutout by Bob Groom
June 16	Harry Hooper, Bos	NY	4-5, 2b, three singles, 2 runs, RBI in tough 5-4 win
June 18	Ray Schalk, CWS	StL	4-5, 2R triple, RBI double, 2 singles; totaled 4 RBIs in 10-2 romp
June 19	Joe Judge, Wash	NY	4-5, 3b, three singles, 2 RBIs, 3 runs, BB in 17-0 blowout win
June 19	Howard Shanks, Wash	NY	4-7, 4 singles, 2 RBIs, joined Judge in 17-0 win against NY

<u>Date</u>	<u>Batter</u>	<u>Opp</u>	<u>Description</u>
June 19	John Henry, Wash	NY	4-5, 2 2b, 2 singles, 2 RBIs; one of three Senators with 4 hits in 17-0 win
June 19	Tris Speaker, Cleve	Det	4-5, four singles, 2 runs, RBI in 5-1 win by Jim Bagby
June 25	Bobby Veach, Det	NY	4-5, two doubles, two singles, 4 RBIs in 13-2 thrashing of NY
June 26	Fritz Maisel, NY	Det	4-5, three doubles , 3 RBIs in 7-1 win behind Nick Cullop
June 27	Les Nunamaker, NY	Cleve	4-4, four singles, SF, 3 RBIs in 10-3 NY victory
June 28	Armando Marsans, StL	Bos	4-4, 2b, three singles, 4 runs, RBI in 10-3 win by Earl Hamilton
July 3 #1	Del Gainer, Bos	Det	4-6, four singles, RBI, run in tough 6-5-, 12-inning loss to Detroit
July 3 #1	Harry Heillman, Det	Bos	4-6, solo HR, three singles, 2 RBIs, 2 runs in 6-5, 12-inning win over Boston
July 4	Jimmie Walsh, Phila	Det	4-6, four singles 3 RBIs, 2 runs in 12-10 win over Tigers
July 4	Napoleon Lajoie, Phila	Det	4-4, aging all-time great stroked 4 singles, SF, 3 RBIs, 2 run in 12-10 win
July 5	Lee McElwee, NY	Det	4-4, four singles, 3 RBIs, BB in 16-9 loss to Tigers
July 5	Donie Bush, Det	Phila	4-5, 2b, three singles, 4 runs, 3 RBIs in 16-9 win over A's
July 6	Lee Magee, NY	NY	4-4. Four singles, SB, but Yankees lost to Ernie Koob 4-1
July 11	Ward Miller, StL	Phila	4-6, 2R HR, three singles, 3 RBIs, 3 runs in 14-4 win
July 11	Hank Severid, StL	Phila	4-6, 2b, three singles, 2 RBIs, run; joined Ward Miller in 14-4 win over A's
July 12	Ralph Young, Det	NY	4-6, four singles, 3 RBIs, run in 16-0 blowout win
July 12	George Burns, Det	NY	4-7, two solo HRs, 2b, single; complemented Young in 16-0 win
July 13	Joe Jackson, Chi	Phila	4-5, two doubles, 3 RBIs, 2 runs, SB in 9-2 win
July 14	Charlie Mullen, NY	Cleve	4-4, two doubles, two singles, SF, 3 RBIs in 9-2 win over Indians
July 14	Larry Gardner, Bos	StL	4-5, 2runs, RBI in 10-0 shutout win by Babe Ruth
July 20	Larry Gardner, Bos	Det	4-4, 2 doubles, 2 singles, RBI, run, BB in 9-5 Red Sox win
July 20	Wally Schang, Phila	Cleve	4-5, four singles, run, BB in 12-9 A's loss to Indians
July 22	Ty Cobb, Det	Phila	4-6, HR, 3b, two singles, 4 RBIs in 16-0 Tigers romp over Athletics
July 24	Nap Lajoie, Phila	Det	4-5, four singles, run, RBI as A's won second straight over Tigers 9-1
July 24	Charlie Pick, Phila	Det	4-5, 2b, three singles, joined Lajoie with four hits in 9-1 win over Det
July 21	Wally Pipp, NY	StL	4-5, solo HR, RBI triple, two singles, 3 RBIs to pace 5-1 Yankees win
July 26	Buck Weaver, Chi	Cleve	4-4, four singles, 2 runs in 4-2 loss to Indians Stan Coveleski
July 28	Del Pratt, StL	Det	4-5 three doubles , 3 RBIs, run in 13-2 walkover wins
Aug 1	Tris Speaker, Cleve	Det	4-5, four singles, BB, RBI, run as Indians won sixth straight by 11-3 score
Aug 1	Dick Hoblitzell, Bos	Phila	4-5, four singles, run in hard-fought 4-2 win over A's
Aug 3	Bill Wambsganss, Cleve	Det	4-5, 2b, three singles, 2 RBIs, run in Cleveland's seventh win in a row, 7-2
Aug 3	Larry Gardner, Bos	Phila	4-4, 3b, 2b, two singles, three runs in 4-0 shutout by Ernie Shore
Aug 4	Tilly Walker, Bos	Phila	4-4, four singles, 3 RBIs, 3 runs, SB as A's won ninth straight by 14-7 score
Aug 6	Everett Scott, Bos	NY	4-6, four singles, 2 runs in 14-4 pasting of Yankees
Aug 7	Pinch Thomas, Bos	NY	4-5, 3R triple, 2R single, 5 RBIs , in 10-2 win, Boston's 12 th straight win
Aug 8	Steve O'Neill, Cleve	StL	4-5; 2b, two RBIs as Indians scored twice late in game for 8-6 win
Aug 10	Ray Haley, Phila	StL	4-4, 2b, three singles, BB, run as A's surprised Browns with 10-5 thumping
Aug 10	Amos Strunk, Phila	StL	4-5, four singles, 2 RBIs, SB; joined up with Haley's 4-4 showing in A's 1-5 win
Aug 11	Hank Severid, StL	Phila	4-4, RBI as Browns left 10 on base in tough 5-4 wins
Aug 13	Wally Pipp, NY	Det	4-5, four singles, three runs, RBI in 12-1 Yankee win
Aug 12	George McBride, Wash	Cleve	4-5, 2b, three singes, 2 runs, RBI as Senators won 7-5
Aug 12	Armando Marsans, StL	Phila	4-5, 2b, three singles, 2 RBIs as Browns pounded A's 10-4
Aug 14	Shano Collins, Chi	Phila	4-5, four singles, run as Reb Russell shut out Phila 5-0 on one hit
Aug 18	Joe Jackson, Chi	NY	4-5, four singles, 3 RBIs, SB in 7-1 win behind Eddie Cicotte
Aug 20	Buck Weaver, Chi	NY	4-4, four singles, 2 SB, run, C int call in 4-2 win by Red Faber
Aug 21	Shano Collins, Chi	NY	4-5, RBI triple, three singles, run as ChiSox completed sweep of Yankees
Aug 21	Hank Severid, StL	Was	4-4, RBI double, 3 singles in 7-5 win; Severid's second 4-hit game in 10 days
Aug 25	Roger Peckinpaugh, NY	StL	4-6, 3R home run, three singles in 14-1 pasting of Browns
Aug 15	Charlie Mullen, NY	StL	4-5, four singles, 2 RBI, run to join Peckinpaugh in 14-1 win over StL
Aug 25	Ty Cobb, Det	Phila	4-5, solo HR, three singles, 3 RBIs, 2 SB in 8-2 win
Aug 29	Jimmy Austin, StL	Phila	4-5, four singles, run , RBI as Browns edged Phila 4-3
Sept 2	Wally Pipp, NY	Cleve	4-5, three doubles, 2 RBIs, run as Mogridge hit 3R HR, blanked Tribe 8-0
Sept 2	Oscar Stanage, Det	Wash	4-5, three doubles, 3 RBIs, run in 8-3 Detroit win behind Willie Mitchell
Sept 3#1	<i>Bert Gallia, Wash</i>	Det	4-4, three doubles, 2 RBIs, run in 6-5 win over Detroit
Sept 3#2	Sam Crawford, Det	Wash	4-5, solo HR, 2 doubles, 2 runs in 11-1 Tigers win
Sept 3#2	Del Gainer, Bos	StL	4-5, double, three singles, 2 RBIs, run in 9-2 win v Browns
Sept 5	Ty Cobb, Det	Bos	4-6, four straight singles, 4 runs, RBI, SB in 12-2 pounding of Boston
Sept 6	Steve O'Neill, Cleve	Phila	4-4, four singles, 2 RBIs, run in 5-4 Indians triumph
Sept 8	Tilly Walker, Bos	Cleve	4-6, 2 doubles, 2 singles, 2 RBIs in come-from-behind 8-7, 10-inning win
Sept 8	Braggo Roth, Cleve	Bos	4-5, 2b, three singles, 2 RBIs, 2 runs, but Cleveland lost 8-7 in 10 innings
Sept 10	Frank Baker, NY	StL	4-5, 2b, three singles, 2 runs, RBI in NY 11-1 win
Sept 11	Eddie Foster, Bos	Bos	4-5, 2 doubles, RBI, 2 runs to spark 6-2 win behind Walter Johnson
Sept 15	Jack Ness, Chi	Cleve	4-5, four singles, RBI in 4-0 win behind Lefty Williams
Sept 16	Tris Speaker, Cleve	Chi	4-5, 2b, three singles, RBI, but ChiSox Joe Benz won 7-2
Sept 18	Happy Felsch, Chi	Det	4-5, four singles, 2 runs, 2 RBIs in wild 9-7 White Sox sin
Sept 20	Doc Lavan, StL	Cleve	4-5, four singles, 3 runs in 10-2 win by Dave Davenport
Sept 23	Frank Baker, NY	Wash	4-5, 2b, three singles, 2 RBIs as Bob Shawkey won 19 th game with 5-0 shutout
Sept 24	Tim Hendryx, NY	Wash	4-4, 2b, three singles, 2 runs, RBI as Yanks won 11-7 in 10 innings

Steals of home

<u>Date</u>	<u>Runner</u>	<u>Opp</u>	<u>Description</u>
Apr 17	Clyde Milan, Wash	NY	Stole home on missed squeeze attempt by Henri Rondeau; Wash won 7-2
May 20	Charlie Pick, Phila	Chi	Stole home on botched sac attempt by Wally Schang; A's won 10-7
July 16	Mike McNally, Bos	StL	Stole home on straight steal in 7th; Red Sox won epic battle 3-2 in 17 innings
Aug 1	Harry Hooper, Bos	Phila	Stole on missed sac attempt by Duffy Lewis; Sox beat A's 4-2

Team batting notes

New York got off to a quick start in their inaugural series of the season Apr 11-13, **battling 37-119, .311** as they swept a three-game series over the Athletics.

Philadelphia, down 13-5 after six innings, **scored nine runs in the seventh for a remarkable come-from-behind 14-13 win** over New York on May 29. The A's rally included nine singles and a double by Stuffey McInnis off three Yankee pitchers.

Boston left a combined 44 baserunners on base in three of four games against the A's, June 1-4, but still won three games.

Washington's light-hitting offense **used the sacrifice six times** in a tough 4-1, 11-inning win against Detroit on May 5.

The **White Sox used the sacrifice bunt five times**, twice in the fourth and twice in the 11th inning, to edge Boston 6-4 on May 17. Four of the ChiSox runs directly resulted from squeeze plays, helping them edge Rube Foster in the extra-inning game.

Detroit rattled off **nine consecutive hits in the sixth inning** vs St. Louis on June 13. The Tigers piled up eight runs in the inning to lift Bill Steen to a 10-2 win.

The **Tigers racked 43 runs in a four-game sweep** over the hapless A's Aug 23-26. Detroit won the first two games by 17-11 and 11-3 scores

Detroit piled up 23 runs in three games v St. Louis Sept 14-16, **but lost all three games when the Browns totaled 26 runs.**

Philly and Det set off fireworks in Fourth of July series

Ordinarily a four-game series between a fourth-place team and the cellar dweller would not attract much attention.

Philadelphia and Detroit, however, combined for an offensive show July 4-7 that seemed like one continuous Independence Day fireworks extravaganza that lasted four games. Everyone seemed to get into the act as the hits and runs kept coming as the teams battled to a 2-2 split.

The A's won the July 4 opener 12-10, piling up 20 hits, including four hits apiece by **Jimmie Walsh** and **Nap Lajoie**, and nearly blowing 12-4 lead when Detroit scored six runs in the bottom of the eighth. A's reliever **Marsh Williams** held the Tigers scoreless in the bottom of the ninth to preserve the win.

Detroit answered with a 16-9 win in Game Two. Down 8-2 early, the Tigers tied the game 8-8 with a six-run fifth inning and went on to score seven more runs to win by seven runs. **Lee McElwee** had four hits for Phila while Detroit's **Oscar Stanage** went 5-5 and Donie Bush went 4-5 as **Detroit accumulated 21 hits** while the **A's totaled 20 hits for the second consecutive game.**

The A's rebounded to win a 6-5, 10-inning battle in Game Three, with Wally Schang hitting an RBI single in the top of the 10th as **Phila pounded out 15 hits** while **Detroit struck for 10 hits** of their own.

The finale was another 6-5, 10-inning game only this time Detroit was the victor, overcoming an early 4-0 deficit, pounding out 10 hits, including a homer by winning pitcher **Hooks Dauss.**

For the series, **Philadelphia was 64-168, .381 while Detroit was 53-153, .346.** A's 1b **Stuffey McInnis** went 10-12, .500 with 4 doubles, 5 RBIs and



Ty Cobb went on a major tear in The Fireworks Series. Cobb was **11-15, .733 with an OBP of .762 in the four games.** He had three hits in each of the first three games. Cobb totaled 5 RBIs, 4 runs, 4 BB and a HBP, but the Tigers could only manage a split with the last-place A's.

Chisox prevail in The Series without Offense, Aug 10-13

The White Sox, 60-50, six games behind Washington on Aug 9, needed to turn things around to stay in the pennant race. Facing Boston at Comiskey Park for a four-game set, Chicago won three games, scoring only seven runs, while holding the second-place Red Sox to just two runs.

Chicago won the opener 2-0 on a one-hitter by Red Faber, who beat Rube Foster. Chicago scored on an error by Boston CF Tilly Walker and an RBI double by Ray Schalk. Boston's only hit came in the eighth, when Del Gainer singled.

White Sox righty **Jim Scott made it two one-hit shutout wins in a row for Chicago in Game Two** as he blanked Boston 1-0, edging Carl Mays, who only allowed six hits. The only run in the game resulted from an error by Red Sox SS Everett Scott followed by an RBI single by Joe Jackson.

It was Boston's turn in Game Three, beating the White Sox **1-0 behind Dutch Leonard, who gave up only a pair of singles**. Boston 3b **Larry Gardner** drove in the game's only run with an RBI single in the sixth.

Chicago made it three of four with a 4-1 win in the finale with **Lefty Williams** giving up six hits, but only one run, to beat **Babe Ruth**, who allowed only five hits.

Chicago hit only .176 in the series (22-125) while the **Red Sox offense was almost non-existent, hitting only .101** (12-119) with only two extra-base hits, both in Game Four via a home run by Del Gainer followed by a triple by Tilly Walker who did not score. The series win improved Chicago's record to 63-51, but they could not make up any ground on Washington, who remained six games in front. Boston fell to 65-49, four games out.

Leavin' em stranded

Date	Team	Opp	LOB	Result
Apr 27	Wash	Phila	14	Senators came from behind for 11 th win in a row
May 10	Cleve	Phila	14	Lost 5-4 to Elmer Myers, who allowed nine hits
May 12	Phila	Det	11	Won 13-2; racked up 14 hits; Det pitchers walked 11 A's batters
May 29	Det	Wash	11	Blowout 13-0 win; piled up 22 hits
May 31#2	Phila	NY	10	Couldn't drive men home day after 14-13 win over Yankees; lost 7-4 to NY
June 1	Bos	Phila	13	Red Sox frittered away opportunities in surprising 7-4 loss to A's Joe Bush
June 3	Bos	Phila	15	Boston took advantage of 11 BB by A's pitchers to win 10-1
June 4	Bos	Phila	16	Red Sox won 7-4; third time in four games leaving 10+ on base
June 6	Wash	Phila	12	Senators couldn't score in 7-2 loss to Elmer Myers, who walked eight batters
June 13	StL	Det	14	Managed to prevail 3-1 despite squandering numerous scoring opportunities
July 4	Phila	Det	11	A's pounded out 20 hits and won 12-10 battle with Detroit
July 5	Chi	Wash	10	Pale Hose had 17 hits, but only scored five times in 5-0 shutout win by Cicotte
July 5	Phila	Det	12	A's blew 8-2 lead, lost 16-9 in one of four games in Slugfest Series
July 15	Cleve	NY	11	Indians stranded 11 baserunners in 7-6 win over NY
July 15	NY	Cleve	11	Yankees also stranded 11 runners in 7-6 loss to Cleveland
July 28	Phila	NY	13	A's squandered numerous opportunities, lost 1-0 to Yanks' George Mogridge
July 28	StL	Det	15	Browns had 16 hits and 11 BB in 13-2 win over Tigers
Aug 1	Bos	Phila	13	Boston broke through in botto of 8 th for 3-1 come-from-behind win
Aug 10	StL	Phila	12	Browns totaled 16 hits, but left most of runners stranded in 10-5 loss to Phila
Aug 11	StL	Phila	10	For second straight game, SL left double-digit runners LOB, but won 5-4
Sept 15	Chi	Cleve	16	White Sox totaled 16 singles, 3 BB, but only scored four runs in 4-0 win
Sept 16	Bos	Wash	13	Failed to generate key hits off Bert Gallia, who beat Red Sox 5-4
Sept 16	Cleve	Chi	15	Could not touch Joe Benz, who gave up 11 hits, 6 BB in 7-2 Chi win

Individual batting notes

Yankee OF **Frank Gilhooley** got the season off to a great start going **9-13, .692** with 4 RBIs and 4 runs as New York swept the A's in their three-game opening series Apr 11-13.

Hot start to season. **Ty Cobb went 7-14, .500** in Detroit's opening series v. St. Louis, Apr 11-13, including 4 SB, 5 runs, 3 RBIs, but Tigers lost two of three. Cobb followed up with a **6-12, .500**, performance in Detroit's next series, winning two of three over Cleveland, Apr 15-17.

Old-timer **Nap Lajoie** of the A's provided a blast from the past as the A's surprised Detroit with two wins in three games May 12-14. Lajoie was 7-12, .583 with 4 RBIs, a pair of doubles, a triple and five runs.



Normally light-hitting Washington SS **George McBride went 8-15, .535** as the Senators swept Philadelphia three straight Apr 18-20. McBride's outburst followed a 1-16 start to the season. McBride had another strong showing **Aug 10-13, going 9-20, .450** to lead the Senators to three wins in four games over Cleveland.

Obscure A's outfielder **Bill Stellbauer drove in seven runs in two games v Detroit** May 12-13. Stellbauer was 3-4, 5 RBIs on May 13 in a 13-2 A's win followed by a 3-5 day with two more RBIs the next day, resulting in a second Phila win by a 7-4 score.

A's 1b **Stuffy McGinnis was 9-16, .563 in the Memorial Day four-game series v New York**. McGinnis scored five runs and drove in four runs, but the Yankees prevailed with wins in three of the four games.

Boston RF Harry **Hooper was 9-17, 529 in a four-game series against Phila** June 1-4. Hooper notched two doubles, 3 RBIs, four BB and scored three times as the Red Sox beat Phila in three of four games.

Cleveland C **Steve O'Neill** hit only .237 for the season, but had a mini-burst from May 31-June 4, going **12-20, .600**, Against Detroit in a four-game series split **June 1-4, O'Neill was 8-13, .615**, inc. a four-hit game on June 4.

White Sox 3b **Buck Weaver** showed power in a six-game stretch June 15-20, hitting **three home runs in six games. Weaver also stood out Aug 18-21** as he led Chicago's offense in a four-game sweep over NY, going 7-12, .583 with 3 BB, 5 runs.

Thanks for an 8-14, .577 performance by **Tris Speaker**, including a pair of home runs, Cleveland managed a split with St. Louis June 14-17. Browns SS **Doc Lavan** went 8-18, .444 in the same series.

Chicago C **Ray Schalk** had an outstanding series as the Pale Hose split a four-game series v St. Louis June 18-20 going **9-17, .529 with 5 RBIs**.

Two baserunners scored from first following singles as Cleveland edged St. Louis 4-3, in 10 innings on Aug 6. Browns 1b **George Sisler's** speed carried him home after Del Pratt singled in the fourth. Cleveland's **Jack Graney** beat the throw home in the fifth after a Tris Speaker single.

Senators 3b **Eddie Foster** led Washington to a four-game sweep of Detroit July 13-16. Foster went **11-17, .647 with 6 RBIs and 7 BB**.

Browns CF Armando Marsans and A's RF Amos Strunk both stood out as St. Louis took three of four from the last-place Athletics Aug 10-13. Marsans 1as 11-18, .611, scoring five runs. Strunk 1as 9-16, .563 with four runs and 3 RBIs.

Browns 1b **George Sisler was 11-20, .550 with 6 RBIs** against Philadelphia Aug 28-30, but the Browns lost ground when they could only manage a split against the last place A's


With the shadows growing longer in September, Chicago's **Joe Jackson** went on an **11-19, .579 spree with seven RBIs** as the White Sox swept the A's Sept 1-3.

ChiSox 2b **Eddie Collins**, struggling through an off year, came to life against the Yankees Sept 4-7, going **7-15, .467, 5 BB, six stolen bases and six runs** as Chicago, in the thick of the pennant race, took three of four from New York.

Cleveland CF **Tris Speaker was 9-15, .600 against Chicago Sept 14-17**, but the Indians only managed one win in the four-game series. All nine of Speaker's hits were singles as he only scored once and tallied one RBI in the series.



Unknown call-up **Roy Grover, Phila, went 10-16 in three games Sept 19-21** against Washington, with Philadelphia winning two of the contests, all but knocking Washington, .525 out of the pennant race, starting with a 5-6 showing on Sept. 19.



Cleveland's **Chick Gandil** totaled eight RBIs in three games against Phila Aug 18-20 enroute to a Tribe four-game sweep of the A's. Gandil had two RBIs in Game One, an 8-0 shutout by Jim Bagby, four RBIs in Game Two, an 8-3 win and three RBIs in Game Three, a 7-5 victory. **Gandil had a six-game RBI streak** stretching back to Aug. 12, but it ended in Game Four, when he went 1-4, but did not drive in a run.

Earlier in the season, Gandil went 6-12, .500 with three doubles, 3b and 4 RBIs, but the Tribe lost two of three to NY May 5-7.

Hitting streaks


The names of the two top hitters in the AL stood out among batters who compiled batting streaks of 10 or more games in the 1916 replay: **Joe Jackson, who reeled off three of the six longest hitting streaks** in the replay and batting king **Ty Cobb, who did not have a hitting streak that reached 10 games** all season long, but wound up hitting .391 for the season.

Cleveland's Tris Speaker had the season's longest hitting streak (23 games) and Jackson, along with Browns leadoff batter Burt Shotton both had three separate hit streaks of 10 or more games.

Jackson came close to a 35-game hit streak. After a 16-game hit streak May 19-June 4, Jackson went 0-3 against Browns lefty Earl Hamilton. In the next game (June 5), he started a new streak which he kept alive for 18 consecutive games through June 24. During the 36-game stretch, he hit .417 with an OBP of .465.

Dates	Player, Team	Streak	Avg	OBP	AB	R	H	2b	3b	HR	RBI	BB	K	SB-CS	Sac	SF	HBP	DP
Sept 9-26	Tris Speaker, Cleve	23	.427	.525	82	15	35	3	1	0	7	18	1	6-2	0	1	0	0
Jun 8-29	Burt Shotton, StL	20	.368	.462	78	20	28	4	1	0	6	14	3	4-3	0	0	0	2
June 5-24	Joe Jackson, Chi	18	.361	.403	72	12	26	3	6	0	16	5	1	3-0	0	0	0	0
May 31#2-Jun 17	Dick Hoblitzell, Bos	17	.380	.418	71	10	27	3	0	0	12	5	1	0-0	0	2	1	1
May 19-June 3	Joe Jackson, Chi	16	.500	.529	64	14	32	6	2	1	9	4	0	3-4	0	0	0	2
Aug 28-Sep 11	Joe Jackson, Chi	16	.422	.437	64	12	27	5	2	0	15	4	1	4-1	0	3	0	1
May 30-Jun 13	Del Pratt, StL	15	.321	.361	56	9	18	3	3	1	7	4	1	3-0	0	1	0	0
Jun 15-28	George Sisler, StL	12	.424	.433	59	9	25	1	0	0	11	1	1	2-2	0	0	0	1
June 3-15	Amos Strunk, Phila	12	.396	.442	48	6	19	5	0	0	7	4	3	0-0	0	0	0	0
July 26-Aug 8	Duffy Lewis, Bos	12	.393	.404	56	6	22	4	0	0	9	1	0	1-2	1	0	0	0
Aug 25-Spt 5	Ward Miller, StL	12	.383	.482	47	5	18	0	0	0	4	8	6	5-2	0	0	1	2
July 4-16	George Burns, Det	12	.333	.404	51	7	17	1	0	2	5	6	6	0-1	0	0	0	1
Jun 29-July 9	Larry Gardner, Bos	12	.314	.352	51	8	16	3	0	1	3	2	3	0-2	0	0	0	0
June 11-21	Tris Speaker, Cleve	11	.442	.490	43	10	19	4	0	2	6	5	0	6-0	0	1	0	0
May 12-23	Clyde Milan, Wash	11	.429	.429	42	9	18	3	1	0	5	2	0	3-2	0	0	0	0
June 12-21	Happy Felsch, Chi	11	.412	.444	51	12	21	2	3	1	4	2	5	0-1	0	0	0	0
July 27-Aug 8	Larry Gardner, Bos	11	.400	.438	45	10	18	1	2	0	6	3	2	1-0	0	0	0	0
July 16-Aug 1	Luke Boone, NY	11	.366	.395	41	4	15	3	0	1	4	2	0	0-3	2	0	0	0
June 6-17	Bobby Veach, Det	11	.364	.364	44	7	16	4	2	1	7	5	3	1-1	0	0	0	0
July 22-Aug 4	Elmer Miller, NY	11	.333	.340	48	5	16	1	1	0	3	1	4	0-0	0	1	0	1
May 18-29	Whitey Witt, Phila	11	.333	.388	45	10	15	4	1	0	4	4	2	1-0	0	0	0	0
Aug 17-29	Burt Shotton, StL	11	.311	.415	45	5	14	1	0	0	5	8	5	1-3	1	0	0	0
July 3 #2-18	Nap Lajoie, Phila	10	.487	.512	39	7	19	1	1	0	2	2	0	0-0	0	0	0	0
July 3-14	Ray Schalk, Chi	10	.436	.463	39	5	17	1	1	0	5	2	1	0-0	0	0	0	1
Apr 25-May 5	George Sisler, StL	10	.404	.404	47	6	19	0	4	0	6	0	1	3-1	0	0	0	0
May 8-19	Arm Marsans, StL	10	.400	.439	35	3	14	1	0	0	11	4	2	6-1	1	2	0	1
July 4-14	Joe Jackson, Chi	10	.400	.426	45	10	18	2	0	2	10	2	7	1-1	0	0	0	1
Aug 12-22	Ray Chapman Cleve	10	.385	.405	39	6	15	2	0	0	6	2	4	0-0	0	1	0	2
July 14-23	Sam Rice, Wash	10	.370	.420	45	11	17	2	2	0	4	4	5	2-1	0	0	0	0
May 13-23	Ward Miller, StL	10	.366	.422	41	8	15	2	1	1	9	4	9	1-1	0	0	0	0
Sept 7-18	Shano Collins, Chi	10	.357	.413	42	9	15	1	0	0	1	4	1	0-0	1	0	0	0
May 1-12	Eddie Collins, Chi	10	.357	.429	42	15	1	0	0	8	2	5	0	2-1	0	1	1	2
Apr 14-25	Happy Felsch, Chi	10	.350	.357	45	4	14	4	0	1	6	1	3	0-2	0	1	0	0
May 8-19	Burt Shotton, StL	10	.333	.429	42	12	14	3	1	0	2	7	3	1-0	1	0	0	0
June 2-12	Harry Heilmann, Det	10	.326	.333	46	8	15	3	2	0	0	1	1	2-0	0	1	0	1
May 13-23	Tilly Walker, Bos	10	.260	.260	50	6	13	7	2	0	6	0	1	1-0	0	0	0	1

Pitcher's batting



Detroit's **George Cunningham** only had 34 at bats, but made them count, producing 14 hits, giving him a league-high BA, among pitchers, of .412.

In keeping with the offensive-minded mentality of their team's primary strength, the Detroit pitching staff generated the most offense from their pitching staff. Tiger pitchers totaled 106 hits for a combined .229 with an OBP of .285 and scored 39 runs, all tops in the league.

The leading hitters on the Detroit pitching staff were **Jean Dubuc** and **Hooks Dauss**, who both hit .233 and **Harry Coveleski**, who hit .232 with 32 hits, second among pitchers. The threesome combined to drive in 33 runs.

For the second replay season in a row, the pitcher who delivered the most production was Boston's **Babe Ruth**, whose performance hinted at hitting prowess to come. Ruth hit .238, but **led AL pitchers with 19 RBIs and nine extra base hits**, including five doubles and a pair of home runs. Ruth's 34 hits were tops among pitchers.

Ruth's teammate **Dutch Leonard** was also busy at the dish, hitting .267 and driving in 16 runs and totaling seven doubles.

Combined with Ruth, the twosome of Ruth and Leonard hit .250 with 35 RBIs and 14 runs, which meant opposing pitchers could not gloss over the ninth spot in the Boston batting order

St. Louis pitchers spent most of their time at the plate with their bats on their shoulders, accumulating a surprisingly high total of 55 bases on balls, but also fanned 125 times. **Dave Davenport** walked 19 times and **Ernie Koob** drew 13 BB to lead Browns pitchers. Davenport struck out the most times among pitchers, fanning 48 times.

For the second straight season, Chicago's pitchers led the league in sacrifices with 25, led by **Reb Russell**, who had nine sacrifices, which ranked in the league's top ten among all batters. White Sox pitchers fanned 136 times, the most in the AL.



Elmer Myers, Phila

Team	Avg	OBP	AB	R	H	2B	3B	HR	RBI	BB	K	SB-CS	Sac	SF	HB	GIDP	E
Detroit	.229	.285	463	39	106	8	6	1	34	36	114	0-0	2	1	1	7	42
Boston	.190	.228	474	32	90	18	3	2	45	24	89	0-1	16	2	0	10	32
New York	.188	.237	452	30	85	3	1	1	29	29	98	0-0	17	0	0	7	34
Washington	.179	.234	470	32	84	9	7	1	33	20	93	0-1	13	7	3	11	33
Phila	.149	.171	424	22	63	6	0	0	22	22	129	0-1	10	3	0	6	27
Cleveland	.138	.179	442	27	61	8	6	0	15	22	99	0-0	15	3	1	10	28
St Louis	.124	.225	429	32	53	14	0	0	18	55	125	2-0	11	2	2	6	33
Chicago	.122	.171	459	31	56	7	0	1	21	27	136	0-0	25	3	1	7	36
Average	.166	.215	452	31	75	9	3	1	27	28	110	0-0	14	3	1	8	33

Notable pitcher batting performances**Home runs**

<u>Date</u>	<u>Batter (pitcher)</u>	<u>Opp pitcher</u>	<u>Notes</u>
July 3#2	Harry Harper, Wash	Bob Groom, StL	2R HR in ninth to complete DH sweep over Browns
July 7	Hooks Dauss, Det	Red Lanning, Phila	Solo HR in 6-5, 10-inning win
July 15	Mellie Wolfgang, Chi	Red Lanning, Phila	2R HR; only ChiSox runs in 3-2, 11-inning loss to Jack Nabors
Aug 1	Babe Ruth, Bos (2 HR)	Bob Groom, StL	Boston blew 5-3 lead, lost to Browns 6-5 in 12 innings
Sept 2	George Mogridge, NY	Al Gould, Cleve	3R HR to led Yanks to 8-0 win over Indians Jim Bagby

Notable pitcher batting performances

<u>Date</u>	<u>Batter</u>	<u>Opp</u>	<u>Description</u>
Apr 11	Babe Ruth, Bos	Wash	3-4, run in 8-0 Opening Day win v. Walter Johnson
Apr 11	Ray Caldwell, NY	Phila	3-5, three singles, run in 11-3 Opening Day win
Apr 11	Bob Groom, StL	Det	Doubled home game-winning run in 6 th in 3-2 Opening Day win
Apr 14	Babe Ruth, Bos	Phila	2-4, pair of two-run singles yielded 4 RBIs
Apr 17	George Cunningham, Det	Cleve	4-4, RBI in 4-2 win over Indians
May 5	George Cunningham, Det	Wash	3-3, triple, run in 5-2 victory
June 17	Harry Coveleski, Det	Chi	3-4, two doubles, single, run in 6-1 win over White Sox
June 19	Harry Harper, Wash	NY	3-5, three singles, SF, run in 17-0 mauling of Yankees
June 25	Harry Coveleski, Det	NY	3-5, three singles, 2 RBIs in easy 13-2 win
June 30	Babe Ruth, Bos	StL	3-5, RBI triple, two singles, run; threw 5-0 two-hitter at Browns
Jun 27-30	Philadelphia pitchers	Chi	A's pitchers went combined 5-9 in 4g series at Chicago
July 1-3	Cleveland pitchers	Cleve	Indians pitchers went 8-15,,533, 3 runs, 2 RBIs, 2b, BB; took 3 of 4 from A's
July 11	Carl Weilman, StL	Phila	3-5, RBI, run in 14-4 win over Athletics
July 13	Dutch Leonard, Bos	StL	3-5, 2b, 2 RBIs, beat Browns 11-2 with six-hitter
Aug 10	Elmer Myers, Phila	Bos	2-5, 3 RBIs, 2 runs in 10-5 win over St. Louis
Sept 3#1	Bert Gallia, Wash	Det	4-4, three doubles, 2 RBIs, run in 6-5 squeaker over Tigers
Sept 11	Hooks Dauss, Det	Phila	3-4, double, RBI in 15-5 blowout win over A's
Sept 24	Hooks Dauss, Det	Cleve	3-3, 2 RBIs, three singles; threw 3-0 four-hit win
Sept 25	Dutch Leonard, Bos	Phila	4-6 , four singles, 4 RBIs, run in 21-2 blowout to clinch pennant

Hitting records for selected pitchers (30 or more AB):

Player	Avg	OBP	G	AB	R	H	2b	3b	HR	RBI	BB	K	SB-CS	Sac	SF	HBP	DP
G. Cunningham, Det	.412	.488	14	34	7	14	1	1	0	2	6	7	0-0	0	1	0	0
Elmer Myers, Phi	.279	.318	43	104	12	29	4	0	0	8	6	17	0-1	2	0	0	4
Dutch Leonard, Bos	.267	.306	37	105	8	28	7	1	0	16	6	10	0-0	2	0	0	3
Geo. Mogridge, NY	.258	.270	32	62	2	16	0	1	1	10	1	16	0-0	4	0	0	1
W. Mitchell, Clv-Det	.256	.360	24	43	9	11	1	1	0	2	7	10	0-0	0	0	0	0
Babe Ruth, Bos	.238	.267	40	143	6	34	5	2	2	19	6	22	0-1	3	1	0	1
Jean Dubuc, Det	.233	.282	41	73	5	17	0	1	0	3	5	11	0-0	0	0	0	0
Hooks Dauss, Det	.233	.333	40	86	11	20	2	1	1	12	13	27	0-0	0	0	0	0
Harry Coveleski, Det	.232	.237	45	138	7	32	4	3	0	12	0	41	0-0	2	0	1	1
Joe Boehling, W-Clv	.217	.300	29	69	10	15	2	1	0	8	9	13	0-0	1	2	0	1
Bob Shawkey, NY	.215	.240	46	93	8	20	0	0	0	9	3	15	0-0	7	0	0	2
Ray Caldwell, NY	.207	.278	23	82	7	17	1	0	0	3	8	7	0-0	0	0	0	2
Walter Johnson, Wa	.195	.238	46	123	11	24	1	4	1	8	6	18	0-0	1	0	1	1
Lefty Williams, Chi	.195	.227	35	82	9	16	5	0	0	9	4	33	0-0	1	2	0	1
Harry Harper, Wash	.193	.217	38	109	5	21	1	0	0	8	3	20	0-0	7	2	1	2
Eddie Plank, StL	.192	.224	34	73	4	14	1	0	0	4	3	19	1-0	3	0	0	0
Bert Gallia, Wash	.190	.233	33	84	2	16	3	0	0	8	5	28	0-0	2	1	0	2
Carl Mays, Bos	.174	.260	33	69	9	12	1	0	0	3	8	14	0-0	2	0	0	2
Carl Weilman, StL	.163	.194	38	98	9	16	3	0	0	4	4	18	0-0	3	1	0	2
Joe Bush, Phila	.155	.154	40	103	5	16	5	0	0	7	0	23	0-0	2	1	0	1
Jim Bagby, Cleve	.146	.227	49	96	8	14	2	3	0	5	10	13	0-0	0	3	1	1
Nick Cullop, NY	.145	.192	32	69	4	10	0	0	0	4	4	15	0-0	3	0	0	2
Reb Russell, CWS	.133	.167	36	75	6	10	1	0	0	4	2	16	0-0	9	0	1	1
Bob Groom, StL	.118	.193	36	76	5	9	5	0	0	3	7	16	1-0	3	0	0	1

Strikeout leader – Dave Davenport, StL, 48. BB leader – Dave Davenport, StL, 15

1916 American League Pitching Highlights

Losing pitchers shown in italics

No hit games

<u>Date</u>	<u>Pitcher</u>	<u>Opp</u>	<u>Score</u>	<u>Description</u>
May 24	Harry Harper, Wash	StL	9-1	4 Ks, 6 BB; run scored when Harper walked four in 4 th inning
June 24	Joe Boehling, Wash	Cleve	2-0	Beat Jim Bagby; 5 strikeouts, 3 BB
Aug 20	Carl Weilman, StL	Wash	1-0	Edged Harry Harper; 5 strikeouts, 3 BB; moved StL into first place

One hit games

<u>Date</u>	<u>Pitcher</u>	<u>Opp</u>	<u>Score</u>	<u>Description</u>
Apr 24	Ernie Shore, Bos	Wash	2-1 (11)	Beat Walter Johnson two-hitter; 2b Danny Moeller in fourth
Apr 30	Eddie Plank, StL	Chi	2-0	No-hit bid broken up in 8 th inning by Happy Felsch
May 13	Red Faber, Chi	Bos	8-0	Tilly Walker 2b in fifth was only Boston hit
May 29	Harry Harper, Wash	Bos	1-0	Followed May 24 no-hitter with tough one-hit win over Babe Ruth
May 31#2	Dutch Leonard, Bos	Wash	3-1	Avoided 4-game sweep by Senators; Harry Harper had only Wash hit
June 5	Carl Weilman, StL	Cleve	3-0	Opposing pitcher Guy Morton had only Indians hit in third inning
June 24	Lefty Williams, Chi	Bos	3-0	Beat Carl Mays, who only allowed five hits; Fournier hit 2R HR
July 22	Jean Dubuc, Det	Phila	16-0	Lost no-hitter with one out in ninth on PH single by Wally Schang
Aug 10	Red Faber, Chi	Bos	2-0	Snapped 13-game Red Sox win streak; Gainer single in eighth
Aug 11	Jim Scott, Chi	Bos	1-0	Second straight ChiSox one-hit win over Boston; Everett Scott single
Aug 11	Harry Harper, Wash	Cleve	5-0	C Steve O'Neill had only Indians hit in fifth; Harper improved to 19-11
Aug 14	Reb Russell, Chi	Phila	5-0	Charlie Pick single in third; pulled Chi to within five games of lead
Sept 2	Dave Davenport, Chi	Bos	4-2	Boston runs resulted from error, Hooper RBI triple

Two hit games

<u>Date</u>	<u>Pitcher</u>	<u>Opp</u>	<u>Score</u>	<u>Description</u>
Apr 15	Bob Shawkey, NY	Wash	3-0	Rip Williams 3b, Ray Morgan single
Apr 19	George DuMont, Wash	Phila	8-0	Carried no-hitter into seventh, broken up by Nap Lajoie infield hit
Apr 36	Eddie Plank, StL	Cleve	6-0	Both Indians hits by Bill Wambsganss
Apr 28	Babe Ruth, Bos	Phila	5-0	Ruth's third shutout win in first five starts
Apr 29	Ernie Shore, Bos	Phila	2-0	Gave up two hits in first two innings, nothing after
May 5	Nick Cullop, NY	Cleve	3-0	Chick Gandil had double, triple for only Tribe hits
May 8	Eddie Plank, StL	Wash	2-1	Win pulled St. Louis to within one game of lead
May 16	Babe Ruth, Bos	Chi	2-1	Pinch Thomas squeezed home WR in bottom ninth to beat Joe Benz
May 21	Bert Gallia, Wash	Det	3-0	Third consecutive shutout win for Gallia
May 25	Harry Coveleski, Det	Phila	1-0	Whitey Witt leadoff double, Bill Stellbauer pinch-hit single in ninth
May 26	Bert Gallia, Wash	Chi	3-0	Gallia fourth straight shutout; scoreless inning streak at 38 IP
May 27	Reb Russell, Chi	Wash	7-0	Russell improved record to 5-0 to start season
May 31#2	Jim Bagby, Cleve	Chi	6-0	Gave Tribe split in second game of Memorial Day doubleheader
June 6	Babe Ruth, Bos	NY	8-1	Two scattered singles; fifth straight win for Boston
June 7	<i>Jim Bagby, Cleve</i>	StL	0-1	Browns scored on SF to score Del Pratt; lost to Bob Groom six-hitter
June 11	Babe Ruth, Bos	Wash	6-1	Second straight two-hit win for Ruth
June 17	Walter Johnson, Wash	Phila	3-0	Fourth shutout of season for Johnson; allowed two singles
June 18	Bert Gallia, Wash	NY	2-0	Only allowed 2 singles, walked five; fifth straight loss for Bob Shawkey
June 19	Harry Harper, Wash	NY	17-0	Second straight shutout for Harper
June 30	Babe Ruth, Bos	StL	5-0	Only gave up two singles; beat Eddie Plank
July 3#1	Fred Beebe, Cleve	Phila	7-3	Snapped three-game losing streak for Beebe
July 5	Babe Ruth, Bos	Cleve	6-1	Ninth straight win for Ruth; record improved to 16-6
July 11	Allan Russell, NY	Det	3-0	Russell won first game of season after five straight losses
July 15	Carl May, Bos	StL	3-0	Fourth win in a row for Red Sox; allowed only two scattered singles
July 16	George Mogridge, NY	Cleve	2-1 (10)	Only Indians run resulted from error followed by Daly PH 2b in eighth
July 18	Bob Shawkey, NY	Cleve	3-0	Seventh win in a row for Shawkey; both hits by Jack Ness, 2b, single
July 18	Carl Weilman, StL	Wash	1-0	Ended six-game Browns losing streak and six-game Wash win streak
July 27	Ernie Shore, Bos	Wash	3-0	Did not allow a hit until eighth; second shutout in a row for Red Sox
July 28	Jim Bagby, Cleve	Chi	7-0	Handed White Sox sixth loss in a row; allowed two singles
Aug 12	Dutch Leonard, Bos	Chi	1-0	Two singles as BoSox rebounded fr two straight one-hit losses to Chi
Aug 14	Carl Weilman, StL	Bos	2-1	Duffy Lewis had all three hits for Bos; Weilman won 19 th game
Aug 15	Lefty Williams, Chi	Phila	11-0	Second straight White Sox shutout win; Witt, Charlie Pick had singles
Aug 16	Dave Davenport, StL	Bos	4-3	Ended Dutch Leonard 8-game win streak; Bos lost 6 th straight
Aug 17	Joe Bush, Phila	Chi	1-0 (12)	Great extra-inning win over Jim Scott, who threw four-hitter
Aug 18	Jim Bagby, Cleve	Phila	8-0	Cruised behind 11-hitt attack; surrendered only two singles
Aug 23	Jim Bagby, Cleve	Bos	1-0	Eighth win in a row for Indians as Boston's bats remain quiet
Aug 25	Eddie Cicotte, Chi	Wash	6-0	Fourth straight win for Cicotte, who had started season 2-8
Aug 26	Red Faber, Chi	Wash	4-0	Faber handed Senators second straight two-hit shutout loss

Two hit games, cont'd

<u>Date</u>	<u>Pitcher</u>	<u>Opp</u>	<u>Score</u>	<u>Description</u>
Aug 30	Fritz Coumbe, Cleve	Wash	4-0	Senators slump continues; six losses in a row with only two run
Sept 8	Howard Ehmke, Det	Phila	2-0	Allowed only a pair of singles, no BB to win first start
Sept 10	Stan Coveleski, Cleve	Bos	0-1	Lost to Ruth three-hitter, run on error, Duffy Lewis RBI single in ninth

Three hit games

<u>Date</u>	<u>Pitcher</u>	<u>Opp</u>	<u>Score</u>	<u>Description</u>
Apr 14	Babe Ruth, Bos	Phila	13-0	Second straight shutout for Ruth to start season
Apr 15	Carl Weiland, StL	Chi	2-0	Three scattered singles
Apr 17	Bob Groom, StL	Chi	3-0	Happy Felsch hit two doubles, Buck Weaver single
Apr 20	Dave Davenport, StL	Cleve	1-2	RBI 2b in first by Elmer Smith, groundout scored second run
Apr 22	Lowdr'mk, Bagby, Cleve	Chi	9-6	Chi scored six runs off 3 BB followed by three extra-base hits
Apr 24	<i>Babe Ruth</i>	Wash	0-1	Harry Hooper won with four-hitter; Rip Williams drove in only run
Apr 29	Harry Coveleski, Det	Cleve	3-2	Beat brother Stan; all three Indians hits in two-run eighth
May 1	Carl Weiland, StL	Phila	3-0	Third shutout win in four starts
May 3	Joe Boehling, Wash	Cleve	11-1	Two runs and error in seventh gave Cleveland only run
May 6	Jim Bagby, Cleve	NY	7-1	Scattered three singles; only Yankee run scored via error
May 7	Ernie Shore, Bos	StL	3-0	Second straight shutout for Shore; tense win over Bob Groom
May 8	Reb Russell, Chi	NY	11-1	Yanks Bob Shawkey, in relief, drove in only Yankee run with RBI single
May 18	Jean Dubuc, Det	NY	5-0	Salvaged third game of series after Det lost pair of extra-inning games
May 19	Fritz Coumbe, Cleve	NY	7-1	Yankees suffered second three-hit loss in a row
May 25	Bob Groom, StL	NY	2-0	Groom notched fifth straight win; fifth loss in a row for NY
May 31#2	Eddie Plank, StL	Det	5-1	George Burns tripled, scored on SF for Tigers only run
June 2	<i>Bob Groom, StL</i>	Chi	0-2	Lost in ninth as ChiSox rallied with 3 straight singles, SF for two runs
June 3	Reb Russell, Chi	StL	6-1	Chicago won third straight from league-leading Browns
June 4	Bert Gallia, Wash	NY	3-1	Paddy Baumann homered for only Yankee run
June 12	Lefty Williams, Chi	Cleve	5-0	Win improved Williams record to 8-0
June 14	Elmer Myers, Phi	Wash	1-0	Won tough duel with Doc Ayres; Wally Schang HR won game
June 17	Ray Keating, NY	Bos	1-0	Beat Ernie Shore; Yanks third win in four games with Boston
June 18	Fred Beebe, Cleve	Det	5-0	Two hits by Ty Cobb, single by George Burns
June 27	Ernie Koob, StL	Bos	3-0	Fifth straight win for StL; outpitched Ernie Shore
June 29	Carl Mays, Bos	StL	2-0	Beat Carl Weiland, who dropped to 13-3
July 1	Babe Ruth, Bos	Det	6-0	Second straight shutout win; struck out 10
July 2	Reb Russell, Chi	NY	1-0	10 innings; Shano Collins scored Eddie Collins with RBI single
July 3#1	Lefty Williams, Chi	NY	4-0	Third consecutive shutout for Williams
July 3#1	Walter Johnson, Wash	StL	3-2	Browns runs came from error, Babe Borton RBI triple
July 3#2	Harry Harper	StL	5-1	Senators made it a DH sweep; beat Eddie Plank
July 23	Bob Shawkey, NY	StL	7-1	Followed 3-0 shutout win over Chicago on July 19
July 24	George Mogridge, NY	StL	3-0	Win gave Yanks three of four victories in series v Browns
July 24	Joe Boehling, Wash	Chi	1-0	Senators third win in four-game series against White Sox
July 24	Jack Nabors, Phila	Det	9-1	Beat Tigers for third win in past five decisions; three singles
July 26	Babe Ruth, Bos	Wash	1-0	Scattered three singles to win 20 th game of season
July 27	Bob Shawkey, NY	Phila	6-0	Second shutout in past three starts; three singles
Aug 4	Reb Russell, Chi	StL	10-2	Carried shutout into ninth in blowout over Browns
Aug 5	Carl Weiland, StL	Cleve	2-1	Tough win over Stan Coveleski; won on Marsans RBI in ninth
Aug 10	<i>Stan Coveleski, Det</i>	NY	1-2	Lost to Alan Russell; Roger Peckinpaugh homered for Yankees
Aug 24	Babe Ruth, Bos	Cleve	3-0	Ruth won 23 rd game, pulled Boston to five games behind StL
Aug 25	Carl Mays, Bos	Cleve	4-0	Mays shutout enabled Boston to close to within four games of StL
Aug 26	Carl Weiland, StL	NY	4-1	Salvaged final game of series with NY; followed Aug 20 no-hitter
Aug 30	Red Faber, Chi	Bos	1-0	Second straight shutout for Faber in great duel with Ernie Shore
Sept 4	Eddie Plank, StL	Wash	4-1	Win over Jim Shaw put Browns into three-way tie for lead
Sept 6	Harry Harper, Wash	StL	5-1	Harper won 20 th game to pull Senators to within four of lead
Sept 8	Carl Weiland, StL	NY	2-1	Only NY run unearned; pulled Browns to two games from first
Sept 10	Babe Ruth, Bos	Cleve	1-0	Ruth's sixth win in a row (27-9); kept Bos in front by one game
Sept 14	Walter Johnson, Wash	Bos	6-2	Struck out eight; Boston lead cut to one game over White Sox
Sept 19	Harry Coveleski, Det	Chi	2-0	Allowed three singles; Chicago remained in tie for lead
Sept 18	Carl Mays, Bos	NY	1-0	Edged Nick Cullop, who allowed only three hits in eight innings
Sept 19	Harry Coveleski, Det	Chi	2-0	Allowed three singles; Chicago remained in tie for lead
Sept 19	Dutch Leonard, Bos	NY	2-1	Win put Boston in sole possession of first place by game over Chi

1-0 games

<u>Date</u>	<u>Winner</u>	<u>Loser</u>	<u>Description</u>
Apr 12	Guy Morton, Cleve	Dave Danforth, Chi	Run in second off Braggo Roth 2b and SS Zeb Terry error
Apr 24	Harry Harper, Wash	Babe Ruth, Bos	Ruth gave up three hits, but lost on RBI double by Rip Williams
May 7	Ernie Shore, Bos	Bob Groom, StL	Duffy Lewis singled home Harry Hooper in first innings
May 12	Stan Coveleski, Cleve	Dutch Leonard, Bos	Tribe only had three hits; Gandil drove in only run in seventh
May 22	Walter Johnson, Wash	Eddie Plank, StL	Second shutout win in a row for Johnson; run scored on Judge RBI

1-0 games, cont'd

<u>Date</u>	<u>Winner</u>	<u>Loser</u>	<u>Description</u>
May 25	Harry Coveleski, Det	Joe Bush, Phila	Ty Cobb knocked in run in the first; Coveleski threw two-hitter
May 29	Harry Harper, Wash	Babe Ruth, Bos	Both pitchers gave up one hit apiece; Wash won on error in eighth
June 7	Bob Groom, StL	Jim Bagby, Cleve	Bagby only allowed 2 hits, but lost when Del Pratt scored on SF
June 8	Dutch Leonard, Bos	Bob Shawkey, NY	Harry Hooper stole 2 nd , 3 rd , scored on SF by Everett Scott in 11 th
June 14	Elmer Myers, Phila	Doc Ayres, Wash	A's Wally Schang homered in sixth inning
June 17	Ray Keating, NY	Ernie Shore, Bos	Roger Peckinpaugh knocked in Keating with game's only score
July 2	Hooks Dauss, Det	Ernie Shore, Bos	12-inning classic ; George Burns singled in Cobb with winning run
July 2	Reb Russell, Chi	Ray Caldwell, NY	10-inning game; Caldwell only allowed five hits
July 18	Carl Weilman, StL	Walter Johnson, Wash	Weilman allowed only pair of singles
July 24	Joe Boehling, Wash	Lefty Williams, Chi	Clyde Milan tripled in Eddie Foster in first; Boehling three-hitter
July 26	Babe Ruth, NY	Bert Gallia, Wash	Dick Hoblitzell doubled home winning run in eighth
July 28	George Mogridge, NY	Joe Bush, Phila	Mogridge singled in fifth to drive in only run
Aug 5	Harry Coveleski, Det	Red Faber, Chi	Error by Faber in third let Coveleski score game's only run
Aug 12	Dutch Leonard, Bos	Red Faber, Chi	Leonard's win followed two straight Bos losses by shutout to Chi
Aug 20	Carl Weilman, StL	Harry Harper, Wash	No-hitter by Weilman for 21 st win; Harper only gave up four hits
Aug 23	Jim Bagby, Cleve	Dutch Leonard, Bos	Leonard only allowed 2 hits; Tris Speaker RBI 2b drove in only run
Aug 30	Red Faber, Chi	Ernie Shore, Bos	Joe Jackson singled home only run of game; tough loss for Shore
Sept 4	Elmer Myers, Phi	Joe Boehling, Cleve	Wally Schang RBI single in ninth beat Boehling,
Sept 10	Babe Ruth, Bos	Stan Coveleski, Cleve	Ruth allowed only three hits; Coveleski lost, despite two-hitter
Sept 17	Doc Ayres, Wash	Ernie Shore, Bos	Second-line Senators pitcher blanked Red Sox on six hits
Sept 18	Carl Mays, Bos	Nick Cullop, NY	Harry Hooper led off game with HR for Boston

Nine or more strikeouts in one game (*losing pitcher in italics*)

<u>Date</u>	<u>Pitcher</u>	<u>Opp.</u>	<u>Score</u>	<u>K</u>	<u>Description</u>
May 31#1	Walter Johnson, Wash	Bos	2-1 (18)	10	Senators edged Babe Ruth in brutal 18-inning battle
June 1	Walter Johnson, Wash	NY	3-2	9	Fanned nine after May 31 battle with Boston
July 1	Babe Ruth, Bos	Det	6-0	10	Only gave up three hits to beat Bill James

Out of control team pitching

<u>Date</u>	<u>Team</u>	<u>Opp</u>	<u>BB</u>	<u>Notes</u>
Apr 14	Phila	Bos	15	Olaf Henriksen 4 BB, Red Sox scored nine runs in first inning in 13-0 win
Apr 15	Phila	Bos	10	Cap Crowell gave up all 10 walks, went distance in 6-1 loss
Apr 20	Phila	Wash	8	A's lost ninth straight 10-4
May 6	Phila	Chi	8	Five of eight who walked went on to score in 12-5 ChiSox win
July 2	Phila	Cleve	10	Three walks in first led to seven-run inning in 14-4 loss
July 28	StL	Det	11	Five walks in sixth inning in 13-2 romp over Tigers
Aug 6	Det	Chi	9	Tiger reliever Geo. s Cunningham walked seven in relief as Sox rolled 12-2

Out of control - individual pitcher

<u>Date</u>	<u>Pitcher</u>	<u>Opp</u>	<u>BB</u>	<u>Notes</u>
Apr 15	Cap Crowell, Phila	Bos	10	Went distance in 6-1 loss to Red Sox
Apr 29	Reb Russell, Chi	StL	8	Walked eight batters in 13 innings; Chi won 6-2
June 6	Elmer Myers, Phila	Wash	8	Control problems didn't hamper Myers in 7-2 win
Aug 17	Babe Ruth, Bos	StL	9	Babe hit two HRs, but had control problems that led to 6-5, 12-inning loss
Aug 19	Bill James, Det	Bos	8	Walks enabled Boston to snap six-game losing streak 6-1

Team pitching notes

Boston started the season with three shutout wins in their first four games over Washington Apr 11-13. Babe Ruth blanked the Senators 8-0 in the season opener and Ernie Shore followed with a 5-0 shutout. On Apr 15, at Philadelphia, Ruth threw a second straight shutout in the opener of their three-game series with the A's winning 13-0.

Washington's 11-game win streak in April, the **Senators only allowed six runs in six-game during stretch from Apr 22-26.**

From June 15-19, the Senators pitching staff recorded **four shutouts in five games**, including three consecutive shutouts in the last three games of the stretch.

The Red Sox **allowed the Indians only one run in each of four straight games** as Boston swept Cleveland July 4-7.

Boston swept St. Louis in Fenway Park July 13-16, **giving up only four runs to the Browns in the four-game sweep.** Two of the wins were back-to-back shutouts by Babe Ruth and Carl Mays.

With the season dwindled down to eight games remaining and Boston seeking to protect their first place standing, **the Red Sox swept the Yankees Sept 18-21, holding New York to 14 hits in four games (14-119, .118).** Carl Mays and Dutch

Leonard both fired three-hitters to win the first two games. In Game Three, **Babe Ruth** prevailed 6-1 with a four-hitter and **Ernie Shore** followed with a 4-0 four-hit shutout in the finale to complete the sweep.

Individual pitching notes

Quick starts: Browns mainstay **Carl Weilman** reeled off 11 wins in a row Apr 15-June 15 to begin the season.

Chicago's **Lefty Williams** won nine in a row to begin the season Apr 20-June 15. After losing to St. Louis by a 5-3 score on June 19, Williams threw shutouts in his next three starts, blanking Boston, Philadelphia and New York to improve to 12-1 over the first half of the season.

Boston's **Babe Ruth** opened the season with **back-to-back shutouts**. Ruth blanked Washington 8-0 on April 12, Opening Day and four days later whitewashed the A's 13-0 on four hits.

After losing to Ruth on Opening Day, **Walter Johnson** won his next six starts in a row Apr 13-May 1. Walter's pitching wingman, **Harry Harper**, lost his first two starts and then won five in a row Apr 15-May 2.

Wild man. Washington's **Joe Boehling** served up **three wild pitches**, two of them to consecutive batters, contributing to a 6-1 loss to Chicago on July 7. Boehling's loss was only his fourth defeat in 13 decisions.


Great Scott! In a strange confluence of names, Chicago's **Jim Scott** pitched a one-hit shutout in an important Aug 11 win over Boston. The only hit was by Red Sox SS **Everett Scott** in the second inning.

Hard luck. Boston righthander. Ernie Shore, who came off a great 1915 season that included three no-hitters, ran into several tough losses in 1916. Shore lo (16-13) lost four games by a 1-0 score and two games by a 2-1 score.

Clutch time. Boston's **Rube Foster**, 20-4 in the 1915 replay, was not able to perform at the same high level in 1916, but he delivered when it mattered most, winning his last five starts from Aug 26-Sept 15, to finish 9-9 and, more importantly, help the Red Sox win the 1916 pennant.

Bats on the shoulder. Browns ace Carl Weilman only allowed only 13 hits in 45 innings in a five-game stretch in August. Included in the stretch were a 1-0 no-hitter over Washington, a pair of 2-1 three hit wins (Boston and Cleveland), a 4-1 three-hitter to beat New York and an 11-0 four-hit shutout over the Senators.

Change is good. One time Cleveland ace **Willie Mitchell** recorded a five-game win streak May 9-29, winning two games with Cleveland before being dealt to Detroit on June 1. After losing his next four decisions, Mitchell won six in a row, to finish 9-5 with Detroit and 11-7 for the 1916 campaign.



Kicking off a six-game win streak, righthander **Bert Gallia** fired four straight shutouts May 14-26, allowing only 13 hits. He had a stretch of 38 consecutive scoreless innings before he gave up a run to Boston during a 9-4 win on May 31.

Winning streaks (<i>decisions</i>)	Streak	Dates			
Carl Weilman, StL	11	Apr 15-June 15	Willie Mitchell, Cleve-Det	5	May 9-June 29
Babe Ruth, Bos	11	June 12-July 14	Bob Groom, StL	5	May 10-May 23
Harry Coveleski, Det	9	June 17-July 27	Dutch Leonard, Bos	5	May 23-June 8
Bob Shawkey, NY	9	June 21-July 27	Harry Harper, Wash	5	June 5-June 26
Harry Coveleski, Det	8	Apr 25-May 25	Nick Cullop, NY	5	June 12-July 10
Hooks Dauss, Det	8	July 2-Aug 26	Carl Mays, Bos	5	July 15-Aug 6
Dutch Leonard, Bos	8	July 6-Aug 12	Red Faber, Chi	5	Aug 20-Sept 8
Carl Weilman, StL	8	July 18-Aug 31	Babe Ruth, Bos	5	Aug 24-Sept 10
Walter Johnson, Wash	6	Apr 13-May 1	Rube Foster, Bos	5	Aug 26-Sept 15
Willie Mitchell, Det	6	Aug 14-Sept 20	Harry Coveleski, Det	5	Sept 5-Sept 19
Harry Harper, Wash	5	Apr 15-May 2			
Losing streaks	Streak	Dates			
Bill James, Det`	10	May 8-July 28	Doc Ayres, Wash	7	July 7-Sept 3
Jack Nabors, Phila	10	July 27-Sept 10	Jean Dubuc, Det	7	May 23-June 18
Tom Sheehan, Phila	9	July 17-Sept 21	George Cunningham, Det	6	May 9-Aug 20
Ray Fisher, NY	8	July 3#1-Sept 9	Bob Groom, StL	6	July 4-Sept 7
Allan Russell, NY	8	Aug 18-Sept 19	Bert Gallia, Wash	6	July 10-Aug 25
Elmer Myers, Phila	7	June 17-July 1	Joe Bush, Phila	5	May 14-May 31#1
Ray Caldwell, NY	5	June 16-July 19	Alan Russell, NY	5	May 17-July 5
Bob Shawkey, NY	5	May 21-June 18	Tom Sheehan, Phila	5	May 26-June 30
Allan Russell, NY	5	May 22-July 5			

AL individual pitching records against opponents

Boston Red Sox	NYN	Phila	Wash	CWS	Cleve	Det	StL	Total
Babe Ruth	6-1	4-1	3-4	4-1	6-1	2-1	4-2	28-11
Dutch Leonard	3-1	3-2	2-1	3-1	3-2	4-1	2-3	20-11
Carl Mays	2-1	3-1	2-1	1-3	1-1	2-1	2-2	13-10
Ernie Shore	1-3	5-0	2-2	1-3	2-0	2-3	3-2	16-13
Rube Foster	0-0	2-0	1-3	1-3	3-1	2-2	0-0	9-9
Vean Gregg	1-1	0-1	0-1	0-1	1-0	0-1	0-2	2-7
Sam Jones	1-0	0-0	0-0	0-0	1-0	0-0	0-0	1-0
Herb Pennock	0-1	0-0	0-0	0-0	0-0	0-0	1-0	1-1
Marty McHale	0-1	0-0	0-0	0-0	0-0	0-0	0-0	0-1
Team	13-9	17-5	10-12	10-12	17-5	13-9	11-11	93-61

No record :Weldon Wyckoff

St. Louis Browns	Bos	NYN	Phila	Wash	CWS	Cleve	Det	Total
Carl Weilman	5-3	4-0	5-0	2-2	3-1	4-1	3-1	26-8
Dave Davenport	2-1	1-2	6-1	3-1	0-6	2-1	2-0	16-12
Eddie Plank	1-1	2-1	2-1	2-3	2-1	3-2	3-0	15-9
Bob Groom	1-2	1-3	2-1	2-1	1-1	4-1	3-0	14-9
Ernie Koob	1-2	1-2	0-2	2-1	1-1	0-0	2-1	7-9
Jim Park	0-1	1-0	1-0	0-0	0-2	0-2	1-1	3-6
Earl Hamilton-t,a	1-1	0-2	1-0	1-1	0-1	0-1	0-1	3-7
Bill Fincher	0-0	0-0	0-0	0-0	2-0	0-0	0-1	2-1
Doc Crandall	0-0	0-0	0-0	0-0	0-0	0-0	1-0	1-0
Tim McCabe	0-0	0-0	0-0	0-0	0-0	0-1	1-0	1-1
George Sisler	0-0	0-0	0-0	0-0	0-0	0-1	1-0	1-1
George Baumgardner	0-0	0-1	0-0	0-1	0-0	0-0	0-0	0-2
Team	11-11	10-12	17-5	12-10	9-13	13-9	17-5	89-65

Chicago White Sox	Bos	NYN	Phila	Wash	Cleve	Det	StL	Total
Lefty Williams	4-1	4-0	3-1	0-3	3-0	3-0	2-1	19-6
Reb Russell	2-2	4-0	3-1	1-0	2-2	1-3	3-1	16-9
Red Faber	3-2	4-0	4-0	1-3	1-3	2-1	1-1	16-10
Joe Benz	1-2	1-0	4-0	2-1	3-2	0-1	1-1	12-7
Mellie Wolfgang	1-0	2-0	0-0	2-2	0-1	1-2	2-0	8-5
Eddie Cicotte	0-1	1-2	1-1	3-1	1-1	0-3	1-2	7-11
Jim Scott	1-2	0-2	0-3	1-2	0-1	2-2	2-1	6-13
Dave Danforth	0-0	1-0	1-0	0-0	0-2	0-1	0-2	2-5
Ed Walsh	0-0	1-0	0-0	0-0	0-0	0-0	1-0	2-0
Team	12-10	18-4	16-6	10-12	10-12	9-13	13-9	88-66

Washington Senators	Bos	NY	Phila	CWS	Cleve	Det	StL	Total
Walter Johnson	5-4	3-0	4-2	3-3	5-2	0-3	4-3	24-17
Harry Harper	2-3	3-2	6-0	1-0	3-3	1-2	4-3	20-13
Bert Gallia	3-2	4-0	0-2	3-2	3-1	2-2	1-1	16-10
Joe Boehling-t	0-0	3-1	2-1	4-1	2-0	2-0	0-2	13-5
Jim Shaw	0-0	1-0	1-0	0-2	0-0	2-0	1-1	5-3
Doc Ayres	1-0	0-2	0-1	1-2	0-2	3-3	0-2	5-12
George DuMont	0-0	1-1	2-0	0-0	0-0	0-2	0-0	3-3
Sam Rice	1-0	0-0	0-0	0-0	0-0	0-0	0-0	0-1
Clyde Thomas	0-1	0-1	0-1	0-0	0-0	0-0	0-0	0-3
Team	12-10	15-7	15-7	12-10	13-9	10-12	10-12	87-67

Detroit Tigers	Bos	NYN	Phila	Wash	CWS	Cleve	StL	Total
Harry Coveleski	4-1	4-1	5-0	3-1	8-2	3-1	2-3	29-9
Hooks Dauss	2-0	2-3	5-0	1-1	2-0	3-1	1-3	16-8
Willie Mitchell-a	0-1	1-1	1-0	4-1	2-0	1-2	0-1	9-5
Jean Dubuc	2-2	1-1	1-2	1-2	0-4	1-3	0-3	7-17
Bill James	0-5	1-3	1-2	1-1	1-2	0-1	1-1	5-15
George Cunningham	0-3	1-0	0-1	1-2	0-0	1-0	0-0	4-7
Howard Ehmke	0-0	0-0	1-0	0-0	0-0	1-0	0-0	2-0
Bernie Boland	0-1	0-1	1-1	1-2	0-1	0-2	0-4	2-12
Earl Hamilton-a,t	1-0	0-0	0-0	0-0	0-0	1-1	0-1	1-2
George Boehler	0-0	0-0	0-1	0-0	0-0	0-0	0-0	0-1
Eric Ericson	0-0	0-1	0-0	0-1	0-0	0-0	0-0	0-2
Team	9-13	11-11	15-7	12-10	13-9	11-11	5-17	76-78
Cleveland Indians	Bos	NYN	Phila	Wash	CWS	Det	StL	Total
Jim Bagby	1-4	2-2	3-0	4-1	4-1	5-0	2-4	21-12
Stan Coveleski	2-3	3-2	2-0	0-2	1-2	1-5	1-1	10-15
Ed Klepfer	0-1	1-1	2-0	2-1	3-1	0-0	1-2	9-6
Fritz Coumbe	0-0	1-1	1-2	2-1	1-1	1-0	2-0	8-5
Guy Morton	2-0	2-1	0-2	0-3	1-0	1-2	1-3	7-11
Joe Boehling-a	0-1	1-1	2-1	1-0	0-0	0-1	1-0	5-4
Fred Beebe	0-3	0-3	3-1	0-2	1-0	1-0	0-0	5-9
Al Gould	0-2	0-0	2-0	0-1	0-1	0-1	1-0	3-5
Pop Boy Smith	0-0	0-0	0-0	0-0	1-0	1-0	0-1	2-1
Willie Mitchell-t	0-0	0-0	1-0	0-0	0-1	1-0	0-1	2-2
Ken Penner	0-0	0-0	0-0	0-0	0-1	0-0	0-0	0-1
Otis Lambeth	0-1	0-1	0-0	0-1	0-1	0-1	0-0	0-5
Grover Lowdermilk	0-2	0-0	0-0	0-1	0-1	0-1	0-1	0-6
Team	5-17	10-12	16-6	9-13	12-10	11-11	9-13	72-82
New York Yankees	Bos	Phila	Wash	CWS	Cleve	Det	StL	Total
Bob Shawkey	1-2	3-1	3-3	2-1	3-1	2-0	5-0	19-8
Nick Cullop	0-3	2-0	1-2	0-3	3-1	2-0	4-1	12-10
George Mogridge	1-2	2-0	1-1	1-0	3-2	1-2	3-3	12-11
Ray Fisher	1-0	2-0	0-3	0-2	2-1	1-2	0-3	6-12
Allan Russell	1-1	1-3	1-1	1-5	0-1	2-2	0-2	6-15
Ray Caldwell	0-3	3-0	1-2	0-4	0-3	1-1	0-1	5-14
Cliff Markle	2-0	0-1	0-1	0-1	1-0	1-0	0-0	4-3
Ray Keating	2-0	0-1	0-1	0-1	0-0	0-2	0-0	2-5
Urban Shocker	1-2	0-0	0-1	0-1	0-0	1-1	0-0	2-5
Slim Love	0-0	0-1	0-0	0-0	0-1	0-1	0-0	0-3
Team	9-13	13-9	7-15	4-18	12-10	11-11	12-10	68-86
Philadelphia Athletics	Bos	NYN	Wash	CWS	Cleve	Det	StL	Total
Joe Bush	3-3	3-3	1-3	2-2	1-2	2-2	2-4	14-19
Elmer Myers	0-3	1-3	3-5	1-4	3-3	1-3	2-5	11-26
Jack Nabors	1-4	2-2	2-3	1-4	1-2	2-3	0-3	9-21
Tom Sheehan	0-3	0-1	0-2	1-1	1-4	1-3	1-2	4-16
Jing Johnson	0-0	1-1	1-0	0-2	0-1	0-2	0-0	2-6
Rube Bressler	0-0	1-0	0-0	0-0	0-0	0-0	0-0	1-0
George Hasselbecher	1-0	0-0	0-0	1-0	0-0	0-0	0-1	1-2
Rube Parnham	1-1	0-0	0-1	0-0	0-0	0-0	0-0	1-2
Weldon Wyckoff	0-0	1-1	0-0	0-0	0-1	0-0	0-0	1-2
Cap Crowell	0-1	0-0	0-1	0-2	0-1	1-0	0-0	1-5
Red Lanning	0-0	0-0	0-0	0-0	0-1	0-0	0-0	0-1
Socks Seibold	0-0	0-1	0-0	0-0	0-1	0-0	0-0	0-2
Carl Ray	0-0	0-1	0-0	0-0	0-1	0-0	0-1	0-2
Marsh Williams	0-0	0-0	0-0	0-1	0-0	1-1	1-1	0-4
Team	5-17	9-13	7-15	6-16	6-16	7-15	5-17	45-109

No record: Harry Weaver

Pitcher records with multiple teams

Joe Boehling	Bos	NY	Phila	Wash	CWS	Cleve	Det	StL	<u>Total</u>
Washington	0-0	3-1	2-1	--	4-1	2-0	2-0	0-2	13-5
Cleveland	0-1	1-1	2-1	1-0	0-0	--	0-1	1-0	5-4
Boehling total	0-1	4-2	4-2	1-0	4-1	2-0	2-1	1-2	18-9
Earl Hamilton	Bos	NY	Phila	Wash	CWS	Cleve	Det	StL	<u>Total</u>
St. Louis	0-0	0-0	0-0	0-0	0-0	0-0	0-0	--	0-0
Detroit	1-0	0-0	0-0	2-0	0-0	1-1	--	0-1	1-2
St. Louis	1-1	0-2	1-0	1-1	0-1	0-1	0-1	--	3-7
Hamilton total	2-1	0-2	1-0	3-1	0-1	1-2	0-1	0-1	4-9
Willie Mitchell	Bos	NY	Phila	Wash	CWS	Cleve	Det	StL	<u>Total</u>
Cleveland	0-0	0-0	1-0	0-0	0-1	--	1-0	0-1	2-2
Detroit	0-1	1-1	1-0	4-0	2-0	1-2	--	0-1	9-5
Mitchell total	0-1	1-11	2-0	4-0	2-1	1-2			
	1-0	0-2	11-7						



Longtime Cleveland mound stalwart **Willie Mitchell** got off to a slow 2-2 start for the Indians. He was dealt to Detroit on June 16 and re-discovered his form, going 9-5 with the sixth-place Tigers.



In mid-August, the Senators traded Joe Boehling, who was 13-5 for Washington, along with light-hitting OF **Danny Moeller** to Cleveland for OF **Elmer Smith** and 3b **Joe Leonard** in an effort to punch up their weak-hitting offense and stay in contention down the stretch.

Boehling went 5-4 for the Indians, although Smith hit a respectable .293 and drove in 16 runs for the Senators, Washington sorely missed Boehling's mound presence down the stretch.

1916 American League Fielding

Triple plays

July 26, Detroit Batter: Ward Miller, St. Louis

Browns Jimmy Austin at first and Burt Shotton at second. Miller flew out to Ty Cobb in CF, Cobb threw to SS Donie Bush to retire baserunner Shotton at 2b, Bush threw to 1b George Burns to nail Austin at first. St. Louis went on to win game 11-7.



Aug 26, New York Batter: George Sisler, StL

Browns Burt Shotton at second and Ward Miller at first. Sisler lined to Yankee 2b Paddy Baumann, who tagged Shotton and threw to 1b Wally Pipp to catch Ward Miller off base. Browns ace Carl Weilman, however, held the Yankees to only three hits for 4-1 St. Louis victory.

Individual defensive achievements

<u>Date</u>	<u>Player</u>	<u>Description</u>
Apr 16	Braggo Roth, Cleve	Threw out Detroit's Ty Cobb, George Cunningham at home in 4-2 Detroit win
Apr 22	Duffy Lewis, Bos	Two OF assists in 9-2 loss to Senators; gunned down George McBride at 2b and home.
Apr 28	Jimmie Walsh, Phi	Threw out Boston's Sam Agnew and Hal Janvrin at home, but A's lost 5-0
Apr 30	Bobby Veach, Det	Nailed Cleveland's Jack Graney; received assist on dropped throw scoring Terry Turner
May 20	Jim Scott, Chi	Picked off A's Wally Schang and Nap Lajoie in back-to-back plays in A's 10-7 win
July 29	Duffy Lewis, Bos	Made great catch, threw out Eddie Foster at 2b on same play in Bos 4-3 win
Aug 10	Clyde Milan, Wash	Threw out Cleveland's Jack Graney and Tris Speaker in first inning as Wash won 7-0
Sept 3#2	Elmer Miller, Wash	Twice threw Detroit's Sam Crawford out at home, but Detroit ran off with 11-1 win
Sept 7	Ty Cobb, Det	Nailed both Boston's Tilly Walker and Olaf Henriksen at third, but Bos won 4-3 in 10 inngs

Team five or more errors in one game

<u>Date</u>	<u>Team</u>	<u>Errors</u>	<u>Details</u>
Apr 24	Det	6	OF Jack Dalton, C Oscar Stanage, P Geo. Cunningham each made 2 errors in 7-0 StL win
May 27	Det	5	C Oscar Stanage 2 errors; Cunningham, Veach, C Del Baker also made miscues
May 16	Phila	5	SS Jack Barry booted two grounders, 2b Nap Lajoie, CF Jimmy Walsh and 3b Larry Kopf all
June 13	Phila	8	C Ralph Carroll, SS Whitey Witt, LF Schang two errors each, Lajoie and P Jing Johnson one each
June 13	Bos	6	SS Ev Scott, 2b Hal Janvrin two each; errors by CF Tilly Walker, P Leonard in 8-7 15-inng win
June 13	Wash	6	SS George McBride 3 errors; errors by 1b Rip Williams, 2b Ray Morgan, CF Clyde Milan v Bos
June 26	StL	5	C Hank Severeid 2 errors; errors by LF Shotton, 3b Jimmy Austin, SS Doc Lavan in 7-3 win
June 28	Det	5	P Bill James, 2b Ralph Young 2 error; E by C Stanage allowed 7 UR in 16-3 loss to Wash
July 12	NY	7	SS Peckinpough, P Ray Fisher 2 errors; errors by Boone, Oldring Nunamaker in 16-0 loss to Det
Sept 3#1	Wash	5	SS Geo McBride, 2b Eddie Foster w two errors, Bert Gallia with error but Gallia beat Det 6-5
Sept 9	Phila	5	C Ray Haley and SS Whitey Witt two errors each, P Elmer Myers w error in 5-4 loss to Det

Fielding mishaps and oddities (individual)

<u>Date</u>	<u>Player/Team</u>	<u>Description</u>
May 30	Detroit	Two errors by 3b Ossie Vitt, error by 1b Geo. Burns led to all six St. Louis runs in 6-2 loss
June 7	Zeb Terry, Chi	Committed three errors, but ChiSox edged Detroit 2-1 behind Lefty Williams
June 13	Zeb Terry, Chi	Second time within a week with three errors, but White Sox prevailed 6-5 in 11 innings
July 5	Oscar Stanage, Det	Three errors, but went 5-5 with 4 RBIs as Detroit bombed Phila 16-9
Aug 7	Buck Weaver, Chi	Playing SS, Weaver w three errors. Detroit made 3 errors in 8th inning as Chi won 5-2.

1916 American League Fielding Errors

Regular players and players who logged significant time at a listed position are shown. Errors listed show errors committed *only at listed position*. Only players with significant playing time are listed.

Catcher		E			E
Oscar Stanage, Det	38		Third base		
Steve O'Neill, Cleve	15		Buck Weaver, Chi	21	
Les Nunamaker, NY	13		Charlie Pick, Phila	20	
Ray Haley, Phi-Bos	12		Jimmy Austin, StL	17	
Pinch Thomas, Bos	11		Terry Turner, Cleve	15	
Roxy Walter, NY	10		Frank Baker, NY	13	
Hank Severeid, StL	10		Ossie Vitt, Det	13	
Billy Meyer, Phi	9		Larry Gardner, Bos	12	
Grover Hartley, StL	9		Fred McMullin, Chi	12	
Del Baker, Det	6		Eddie Foster, Wash	10	
Red McKee, Det	6		Joe Leonard, Wash	8	
Tom Daly, Cleve	5		Joe Evans, Cleve	7	
Val Picinich, Phi	5		Ray Chapman, Cleve	6	
John Henry, Wash	5		Howard Shanks, Wash	5	
Eddie Ainsmith, Wash	5				
Ray Schalk, Chi	3		Left Field	E	
Hick Cady, Bos	3		Bobby Veach, Det	8	
			Jack Graney, Cleve	8	
First base	E		Joe Jackson, Chi	7	
George Burns, Det	14		Bunny High, NY	7	
Dick Hoblitzell, Bos	14		Burt Shotton, StL	6	
Joe Judge, Wash	9		Howard Shanks, Wash	6	
George Sisler, StL	9		Henri Rondeau, Wash	4	
Wally Pipp, NY	8		Duffy Lewis, Bos	3	
Jack Ness, Chi	5				
Jack Fournier, Chi	3		Center Field	E	
Chick Gandil, Cleve	2		Clyde Milan, Wash	18	
Stuffy McGinnis, Phila	2		Armando Marsans, StL	14	
			Lee Magee, NY	14	
Second base	E		Tilly Walker, Bos	12	
Ralph Young, Det	24		Ty Cobb, Det	11	
Del Pratt, StL	21		Amos Strunk, Phila	9	
Joe Gedeon, NY	18		Tris Speaker, Cleve	3	
Nap Lajoie, Phila	17		Happy Felsch, Chi	2	
Eddie Foster, Wash	14				
Eddie Collins, Chi	13		Right Field	E	
Jack Barry, Bos	13		Braggo Roth, Cleve	12	
Hal Janvrin, Bos	10		Ward Miller, StL	10	
Ray Morgan, Wash	9		Harry Heilmann, Det	8	
Bill Wambganss, Cleve	7		Shano Collins, Chi	8	
			Frank Gilhooley, NY	6	
Shortstop	E		Jimmie Walsh, Phila-Bos	6	
Whitey Witt, NY	40		Harry Hooper, Bos	4	
George McBride, Wash	31				
Roger Peckinpaugh, NY	25		Pitchers	E	
Everett Scott, Bos	24		Elmer Myers, Phi	10	
Donie Bush, Det	23		Harry Coveleski, Det	10	
Ernie Johnson, StL	21		Hooks Dauss, Det	10	
Bill Wambganss, Cleve	20		Bob Shawkey, NY	9	
Zeb Terry, Chi	19		Red Faber, Chi	8	
Doc Lavan, StL	17		Dave Davenport, StL	8	
Ray Chapman, Cleve	12		Ernie Shore, Bos	8	
Hal Janvrin, Bos	9		Carl Mays, Bos	7	
Buck Weaver, Chi	7		Dutch Leonard, Bos	7	
Otis Lawry, Phi	5		Fritz Coumbe, Cleve	7	
Roy Grover, Phi	5		Allan Russell, NY	7	
			Jim Scott, Chi	7	

Passed balls (leaders)	PB
Les Nunamaker, Bos	8
Roxy Walters, Bos	5
Hank Severeid, StL	5
Ray Schalk, Chi	5

Outfield assists (leaders)	Asst
Clyde Milan, Wash	14
Shano Collins, Chi	12
Bobby Veach, Det	11
Sam Crawford, Det	10
Duffy Lewis, Bos	10
Ward Miller, StL	9
Joe Jackson, Chi	8
Armando Marsans, StL	8
Jimmy Walsh, Phila	8
Amos Strunk, Phila	8
Frank Gilhooley, NY	8
Braggo Roth, Cleve	8
Bunny High, NY	7
Burt Shotton, StL	7
Wally Schang, Phila	6
Elmer Miller, NY	6
Harry Heilmann, Det	6



Boston's great outfield of **LF Duffy Lewis**, **CF Tilly Walker** and **RF Harry Hooper** was one of the difference makers for the Red Sox. Lewis and Hooper possessed very strong arms and opposing baserunners had a difficult time advancing on either outfielder. Walker, who replaced CF Tris Speaker in 1916, was not the equal of Lewis and Hooper (or Speaker) but played well enough to fill the gap left by Speaker's departure to Cleveland.



Detroit RF **Sam Crawford**, wearing sunglasses, zeroes in on a fly ball to right field. Crawford, at the tail end of his career, only played in half of Detroit's games, but still totaled 10 outfield assists.



Athletics 1b **Stuffie McInnis**, one of the few remaining holdovers from Connie Mack's great teams of the early 1910s continued to perform well for the A's. McGinnis made only two errors at 1b in the 1916 replay.

1916 American League Injury and Ejections Summary

<u>Dates</u>	<u>Player, Team</u>	<u>Games</u>		<u>Description</u>
		<u>Missed</u>		
Apr 19	Shag Thompson, Phi	23		Collision with RF Amos Strunk chasing 3b by Joe Judge, Wash
Apr 20	Grover Hartley, StL	13		Hit by pitch thrown by Guy Morton, Cleve
May 3	Frank Gilhooley, NY	29		Collision with RF Fritz Maisel chasing 3b by Harry Heilmann, Det
May 3	Fritz Maisel, NY	23		Collision with CF Frank Gilhooley chasing 3b by Harry Heilmann, Det
May 5	Howard Shanks, Wash	5		Collision with 2b Ray Morgan chasing single by Oscar Vitt, Det
May 5	Ray Morgan, Wash	10		Collision with RF Howard Shanks chasing single by Oscar Vitt, Det
May 5	Braggo Roth, Cleve	6		Collision with 2b Ivan Howard chasing single by Frank Baker, NY
May 5	Ivan Howard, Cleve	19		Collision with RF Brago Roth chasing single by Frank Baker, NY
May 9	Willie Mitchell, Cleve	23		Collided with Stuffy McGinnis, Phila in play at 1b
May 9	Stuffy McGinnis, Ph	1		Collided with Cleve P Willie Mitchell in play at 1b
May 23	Mike McNally, Phi	22		Hit by pitch thrown by Jean Dubuc, Det
May 31#2	Henri Rondeau, Wash	23		Collision with SS George McBride chasing single by Hal Janvrin, Bos
May 31#2	George McBride, Wash	2		Collision with LF Henri Rondeau chasing single by Hal Janvrin, Bos
June 5	Joe Judge, Wash	12		Collision with C John Henry chasing foul ball v Phila
June 5	John Hentry	5		Collision with 1b Joe Judge chasing foul ball v Phila
June 11	Shano Collins, Chi	1		Collision with 2b Eddie Collins chasing single by Jack Graney, Cleve
June 19	Frank Baker, NY	11		Struck by line drive double hit by Danny Moeller, Wash
June 20	Jimmie Walsh, Phila	6		Collision with 2b Nap Lajoie chasing single by Del Gainer, Bos
June 20	Nap Lajoie, Phil	5		Collision with RF Jimmie Walsh chasing single by Del Gainer, Bos
June 21	Danny Moeller, Wash	10		Collision with 2b Eddie Foster chasing single by Wally Pipp, NY
July 3 #2	Del Baker, Det	11		Collision at home trying to tag baserunner Duffy Lewis, Bos
July 5	Paddy Baumann, NY	19		Ran into RF fence chasing double by Ernie Johnson, StL
July 6	Jimmie Walsh, Phila	8		Collision in RF with 2b Nap Lajoie while chasing single by Ralph Young, Det
July 6	Nap Lajoie, Phila	5		Collision in RF with RF Jimmie Walsh while chasing single by Ralph Young, Det
July 6	Ward Miller, StL	3		Injured sliding into second base v NY
July 12	Howard Shanks, Wash	1		Struck by line drive hit by Steve O'Neill, Cleve
July 16	Roger Peckinpaugh, NY	2		Collision in LF with Bunny High while chasing double by Chick Gandil, Cleve
July 16	Bunny High, NY	6		Collision in LF with SS Roger Peckinpaugh while chasing 2b by Chick Gandil, Cleve
Aug 1	Ray Chapman, Cleve	1		Collision in LF with Jack Graney chasing single by Ty Cobb, Det
Aug 2	Solly Hofman, NY	32		Collision with RF Rube Oldring chasing double by George McBride, Wash
Aug 2	Rube Oldring, NY	38		Collision with CF Solly Hofman chasing double by George McBride, Wash
Aug 19	Doc Lavan, StL	15		Collision with 2b Del Pratt chasing single by Eddie Foster, StL
Aug 21	Elmer Smith, Wash	5		Ran into RF fence chasing double by Hank Severeid, StL
Aug 21	Braggo Roth, Cleve	10		Collision in LF with Jack Graney chasing triple by Wally Schang, Phila
Sept 7	Sam Crawford, Det	16		Ran into RF fence chasing 2b by Olaf Henriksen, Bos; finished for season
Sept 14	Larry Gardner, Bos	1		Struck by line drive hit by Eddie Foster, Wash

Injury summary by team	<u>Injuries</u>	<u>Games Missed</u>
New York	8	160
Washington	9	73
Cleveland	4	59
Philadelphia	6	48
St. Louis	3	31
Detroit	2	27
Boston	2	23
Chicago	2	18

Ejections

May 25	Tilly Walker, Bos	Argued third strike while batting v Cleve
May 29	Napoleon Lajoie, Phila	Argued third strike while batting v NY
June 6	Jack Fournier, Chi	Argued third strike while batting v Cleve
July 6	Joe Jackson, Chi	Argued third strike while batting v Wash
July 18	Zeb Terry, Chi	Argued third strike while batting v NY
Aug 4	Ray Haley, Phila	Argued BB call while catching v Bos
Aug 19	Wally Schang, Phila	Picked off of 1b, argued call v Cleve
Sept 3#2	Oscar Stanage, Det	Argued third strike while batting v Wash

May 24, 1916

Washington 9, St. Louis 1

Senators Harry Harper no-hits Browns; pulls Washington to within two games of lead



Washington knocked off the league-leading Browns 9-1, but the big news was a **no-hitter by the Senators Harry Harper**.

Washington wasted no time putting the game away in the bottom of the first, **scoring seven runs.. Charlie Jamieson** hit a two-run single and **Howard Shanks** doubled home two more runs as the Senators sent 12 batters to the plate in the inning.

With the game well in hand, Harper was in total command, but had to battle control challenges in the first five innings, when he walked six hitters.

In the fourth, Harper walked **Burt Shotton, Wade Miller, and Del Pratt** to load the bases and, with two out, walked **Armando Marsans** scoring Shotton. Harper got out of the jam by getting Jimmy Austin to fly out to end the inning.

Harper's control problems continued in the fourth, when he walked Hank Severeid to start the inning, but the Browns could not capitalize. Harper walked Wade Miller, the Browns first batter to open the sixth, and, again, the Browns could not get anything going.

Harper then settled down and retired the Browns in order over the final three innings to complete his no-hitter and give the Senators their second win in three games against the Browns and put Washington out of first place.

The win was Harper's seventh of the year against four losses. For Browns starter **George Baumgardner**, who absorbed the seven-run outburst in the first inning, the loss was his first decision of the season.

Overlooked in all the excitement of Harper's no-hitter was a 3-4 performance by Washington's **Howard Shanks**, who had three extra-base hits, including a two-run homer and a pair of doubles, along with four RBIs.

St, Louis				Washington					
AB	R	H	RBI	AB	R	H	RBI		
Shotton lf	3	1	0	0	Morgan 2b	4	1	1	0
E Johnson ss	4	0	0	0	Foster 3b	5	1	3	1
W Miller rf	2	0	0	0	Milan cf	4	1	0	0
Sisler 1b	4	0	0	0	Jamieson rf	3	1	2	2
Pratt 2b	3	0	0	0	a-Barber rf	2	0	1	0
Marsans cf	3	0	1	1	Judge 1b	5	2	3	0
Austin 3b	3	0	0	0	Shanks lf	4	2	3	4
Severeid c	2	0	0	0	Henry c	3	1	2	0
Baumgardner p	0	0	0	0	McBride ss	3	0	0	1
Park p	3	0	0	0	Harper p	4	0	1	1
Total	27	0	0	1	Total	37	9	14	9

St, Louis 000 100 000 - 1

Washington 700 200 00x - 9

E - W Miller; Henry. **LOB** - StL 5, Wash 9. **BB** - Shotton, W Miller 2, Pratt, Marsans, Severeid; Morgan, Henry, McBride. **2B** - Shanks. **3b** - Barber. **HR** - Shanks #2 (off Park). **CS** - W Miller. **GIDP**- Judge.

St, Louis	IP	H	R	ER	HR	BB	SO
Baumgardner L 0-1	0.0	4	5	5	0	1	0
Park	8.0	10	4	4	1	3	4

Washington	IP	H	R	ER	HR	BB	SO
Harper W 7-4	9.0	0	1	1	0	6	5

June 24, 1916

Washington 2, Cleveland 0

Joe Boehling no-hitter keeps Senators in front of St. Louis by one game

Lefty **Joe Boehling** fired a no-hit gem to beat Cleveland 2-0 and keep Washington (45-23) in first place by a game over second-place St. Louis (44-24), who kept pace with an 8-4 win over the last-place Athletics.

Boehling and Indians' ace **Jim Bagby** locked up in scoreless duel for the first six innings when **Howard Shanks** walked, stole second and third and scored on a sac fly by **Rip Williams**.

Boehling continued to keep Cleveland at bay in the seventh and eighth innings and got an insurance run in the ninth when **Eddie Foster** doubled and scored on an RBI single by Shanks to put the Senators ahead 2-0.

In the bottom of the ninth, Boehling retired Steve O'Neill, pinch-hitter Bill Wambsganss and Jack Graney in order to nail down the win and complete his no-hitter. Boehling struck out five batters and walked three, with two of the baserunners erased when Ray Chapman and Tris Speaker were both gunned down by Senators C **John Henry** on steal attempts.

The no-hitter was Boehling's second win in a row and improved his record to 7-3 for the season. Bagby, who only allowed four hits, saw a two-game win streak snapped and fell to 10-5.



Washington	AB	R	H	RBI	Cleveland	AB	R	H	RBI
Rice rf	3	0	0	0	Graney lf	4	0	0	0
Foster 2b	4	1	2	0	Chapman ss	2	0	0	0
Milan	3	0	0	0	Speaker cf	2	0	0	0
Shanks 3b	3	1	1	1	Roth rf	3	0	0	0
R Williams 1b	3	0	0	1	b- Turner 3b	0	0	0	0
Jamieson lf	1	0	0	0	Gandil 1b	3	0	0	0
Henry c	3	0	0	0	Howard 2b	2	0	0	0
McBride ss	3	0	0	0	Evans 3b	2	0	0	0
Boehling p	3	0	1	0	a- E. Smith ph	1	0	0	0
Total	26	2	4	2	O'Neill c	3	0	0	0
					Bagby p	2	0	0	0
					c-Wambsganss ph	1	0	0	0

Washington 000 000 101 - 2

Cleveland 000 000 000 - 0

E - none. **LOB** - Wash 4, Cleve 1. **BB** - Shanks, Jamieson 3; Chapman, Speaker, Howard. **2b** - Foster. **2b** - Bowhling. **SB** - Shanks 2, Jamieson. **CS**-Speaker, Chapman. **HBP** - Rice (by Bagby). **SF**- Shanks. **GIDP** - Shanks, Henry.

Washington **IP** **H** **R** **ER** **HR** **BB** **SO**
Bowhling W 7-3 9.0 0 0 0 0 3 5

Cleveland **IP** **H** **R** **ER** **HR** **BB** **SO**
Bagby L 10-5 9.0 4 2 2 0 4 4

Aug 20, 1916

St. Louis 1, Washington 0



Carl Weilman no-hitter lifts Browns into first place

With Washington and St. Louis tied for the AL lead with identical 71-49 records, **Carl Weilman rose to the occasion with his finest pitching performance of the 1916 season, no-hitting the Senators 1-0**, outdueling Harry Harper.

The win gave St. Louis a one-game lead over Washington, who had hung on to the AL lead for two months.

Weilman and Harper both pitched scoreless ball until the sixth, when Browns leadoff hitter Burt Shotton opened the inning with a single. Harper then walked Ward Miller, to move Shotton to second and, two batters later, **Del Pratt doubled Shotton home** with what proved to be the only run in the game.

Washington, meanwhile, could not touch Weilman. The Senators only managed three BB off Weilman, while striking out five times.

The loss was the Senators sixth loss in their past eight games, which dropped them out of first place for the first time since June 18. St. Louis won their ninth game in their past 10 contests, rebounding after losing a grueling 14-inning game to the Senators, snapping an eight-game Browns win streak.

For Weilman (21-5), the no-hitter was his sixth straight win, dating back to July 18, when he blanked Washington 1-0 to beat Walter Johnson. Harper (19-12) lost his second straight start after losing to Detroit 4-3 on Aug 16, giving up the winning run in the ninth inning.

The win was a form of payback for St. Louis, who were no-hit by Harper on May 24.

Washington	AB	R	H	RBI	St. Louis	AB	R	H	RBI
Morgan 2b	2	0	0	0	Shotton lf	4	1	1	0
Foster 3b	4	0	0	0	W Miller rf	2	0	0	0
Milan cf	4	0	0	0	Borton 1b	4	0	2	0
E Smith rf	3	0	0	0	Pratt 2b	3	0	1	1
Shanks lf	2	0	0	0	Marsans cf	3	0	0	0
Judge 1b	3	0	0	0	Severeid c	2	0	0	0
McBride ss	3	0	0	0	Austin 3b	3	0	0	0
Henry c	3	0	0	0	Wallace ss	3	0	0	0
Harper p	3	0	0	0	Weilman p	3	0	0	0
Total	27	0	0	0	Total	27	1	4	1

Washington 000 000 000 - 0
 St. Louis 000 010 00x - 1

E - Foster. **LOB** - Washington 3, St. Louis 3. **BB** - Morgan 2, Shanks; W Miller 2, Pratt, Severeid. **2b** - Pratt. **3b** - Borton. **Sac** - Scott, Gardner. **CS** - W Miller.

Washington	IP	H	R	ER	HR	BB	SO
Harper L 19-12	8.0	4	1	1	0	4	2

St. Louis	IP	H	R	ER	HR	BB	SO
Weilman W 21-5	9.0	0	0	0	0	3	5

1916 American League Replay Inside the Pennant Race

Replay Results

	<u>W-L</u>	<u>Pct</u>	<u>GB</u>
Boston Red Sox	91-63	.591	--
St. Louis Browns	89-65	.578	2
Chicago White Sox	88-66	.571	3
Washington Senators	87-67	.565	4
Detroit Tigers	76-78	.494	15
Cleveland Indians	72-82	.468	19
New York Yankees	68-86	.442	23
Philadelphia Athletics	45-109	.292	78

Real Life Results

	<u>W-L</u>	<u>Pct</u>	<u>GB</u>
Boston Red Sox	91-63	.591	--
Chicago White Sox	89-65	.578	2 ½
Detroit Tigers	87-67	.565	9 ½
New York Yankees	80-74	.519	17
St. Louis Browns	79-75	.513	32 ½
Cleveland Indians	77-77	.500	39 ½
Washington Senators	76-77	.497	44 ½
Philadelphia Athletics	36-117	.235	58 ½

1916 American League Pennant Race month by month

Standings thru April 30

<u>April</u>	<u>W-L</u>	<u>Pct</u>	<u>GB</u>
Washington	14-4	.778	--
St. Louis	11-7	.611	3
New York	10-8	.556	4
Detroit	9-9	.500	5
Cleveland	8-10	.444	6
Chicago	8-10	.444	6
Boston	8-10	.444	6
Philadelphia	4-14	.222	10

Apr 30: Washington gets off to fast start to get 1916 AL replay underway.

Standings thru May 31

<u>May</u>	<u>W-L</u>	<u>Pct</u>	<u>GB</u>	<u>Cumulative</u>	<u>W-L</u>	<u>Pct</u>	<u>GB</u>
St. Louis	22-6	.786	--	St. Louis	33-13	.717	--
Chicago	18-10	.643	4	Washington	30-16	.652	3
Washington	16-12	.571	6	Chicago	26-20	.565	7
Detroit	13-15	.464	9	Detroit	26-20	.565	7
Boston	12-16	.429	10	Boston	20-26	.435	13
Cleveland	10-18	.357	12	Cleveland	20-26	.435	13
New York	10-18	.357	12	New York	20-26	.435	13
Philadelphia	9-19	.321	13	Philadelphia	13-33	.283	20

May 31: Browns surge to top and take a three-game lead over Washington. Rest of AL falls well behind in race.

Standings thru June 30

<u>June</u>	<u>W-L</u>	<u>Pct</u>	<u>GB</u>	<u>Cumulative</u>	<u>W-L</u>	<u>Pct</u>	<u>GB</u>
Washington	18-10	.643	--	St. Louis	48-26	.649	--
Boston	17-11	.607	1	Washington	48-26	.649	--
Chicago	15-13	.536	3	Chicago	41-33	.554	7
Detroit	15-13	.536	3	Detroit	37-37	.500	11
St. Louis	15-13	.536	3	Boston	37-37	.500	11
New York	14-14	.500	4	New York	34-40	.459	14
Cleveland	10-18	.357	8	Cleveland	30-44	.405	18
Philadelphia	5-23	.179	10	St. Louis	21-53	.284	27

June 30: Browns and Senators tied for lead with Chicago in distant third place, seven games behind.

Standings thru July 31

<u>July</u>	<u>W-L</u>	<u>Pct.</u>	<u>GB</u>	<u>Cumulative</u>	<u>W-L</u>	<u>Pct.</u>	<u>GB</u>
Boston	19-9	.679	--	Washington	61-41	.598	-
New York	16-12	.571	3	St. Louis	60-42	.588	1
Cleveland	15-13	.536	4	Boston	56-46	.549	5
Chicago	14-14	.500	5	Chicago	55-47	.539	6
Washington	13-15	.464	6	New York	50-52	.490	11
Detroit	12-16	.429	7	Detroit	49-53	.480	12
St. Louis	12-16	.429	7	Cleveland	43-57	.441	16
Philadelphia	7-21	.250	12	Philadelphia	32-70	.314	29

July 31: Senators rule the roost, but only by one game over St. Louis. Red Sox creep closer to lead.

Chicago continues to win, but unable to gain. Detroit falls 12 games behind

Standings thru August 31

<u>August</u>	<u>W-L</u>	<u>Pct.</u>	<u>GB</u>	<u>Cumulative</u>	<u>W-L</u>	<u>Pct.</u>	<u>GB</u>
Chicago	19-9	.679	--	St. Louis	78-54	.585	--
Boston	18-10	.643	1	Chicago	74-56	.569	2
Cleveland	17-11	.607	2	Boston	74-56	.569	2
St. Louis	16-12	.571	3	Washington	73-57	.562	3
Detroit	15-13	.536	4	Detroit	64-66	.492	12
Washington	12-16	.429	7	Cleveland	62-68	.477	14
New York	9-19	.321	10	New York	59-71	.454	17
Philadelphia	6-22	.214	13	Baltimore	38-92	.292	38

Aug 31: St. Louis regains lead, but Chicago, Boston, and Washington all within three games.

Standings thru September 26 (Final)

<u>September</u>	<u>W-L</u>	<u>Pct.</u>	<u>GB</u>	<u>Final</u>	<u>W-L</u>	<u>Pct.</u>	<u>GB</u>
Boston	17-7	.708	-	Boston	91-63	.591	--
Chicago	14-10	.583	3	St. Louis	89-65	.578	2
Detroit	14-10	.583	3	Chicago	88-66	.571	3
Washington	13-11	.542	4	Washington	87-67	.565	4
Cleveland	12-12	.500	5	Detroit	76-78	.494	15
New York	10-14	.417	7	Cleveland	72-82	.468	19
St. Louis	9-15	.375	8	New York	68-86	.442	23
Philadelphia	9-15	.375	10	Philadelphia	45-109	.292	46

Final standings:
Boston seizes first place after long slog to top. Red Sox clinch pennant on next-to-last day of season. Browns finish second, Chicago third and Senators end season in fourth place.

Team records Month by Month**Boston Red Sox**

<u>Month by month</u>	<u>W-L</u>	<u>Pct.</u>	<u>Cumulative</u>	<u>W-L</u>	<u>Pct.</u>	<u>G Cumulative</u>
April	8-10	.444	April	8-10	.444	-6
May	12-16	.429	May	20-26	.435	-13
June	17-11	.607	June	37-37	.500	-11
July	19-9	.679	July	56-46	.549	-5
August	18-10	.643	August	74-56	.569	-2
September	17-7	.708	September	91-63	.591	+2
Total	91-63	.591				

St. Louis Browns

<u>Month by month</u>	<u>W-L</u>	<u>Pct.</u>	<u>Cumulative</u>	<u>W-L</u>	<u>Pct.</u>	<u>GB Cumulative</u>
April	11-7	.611	April	11-7	.611	-3
May	22-6	.786	May	33-13	.717	+3
June	15-13	.536	June	48-26	.649	--
July	12-16	.429	July	60-42	.588	-1
August	16-12	.571	August	76-54	.585	--
September	13-11	.542	September	89-65	.578	-2
Total	89-65	.578				

Chicago White Sox

<u>Month by month</u>	<u>W-L</u>	<u>Pct.</u>	<u>Cumulative</u>	<u>W-L</u>	<u>Pct.</u>	<u>GB Cumulative</u>
April	8-10	.444	April	8-10	.444	-6
May	18-10	.643	May	26-20	.565	-7
June	15-13	.536	June	41-33	.554	-7
July	14-14	.500	July	55-47	.539	-6
August	19-9	.679	August	74-56	.569	-2
September	14-10	.583	September	88-66	.571	-3
Total	88-66	.571				

Washington Senators

<u>Month by month</u>	<u>W-L</u>	<u>Pct.</u>	<u>Cumulative</u>	<u>W-L</u>	<u>Pct.</u>	<u>GB Cumulative</u>
April	14-4	.778	April	14-4	.778	+3
May	16-12	.571	May	30-16	.652	-3
June	18-10	.643	June	48-26	.649	--
July	13-15	.464	July	61-41	.598	--
August	12-16	.429	August	73-57	.562	-3
September	14-10	.583	September	87-67	.565	-4
Total	87-67	.565				

Detroit Tigers

<u>Month by month</u>	<u>W-L</u>	<u>Pct.</u>	<u>Cumulative</u>	<u>W-L</u>	<u>Pct.</u>	<u>GB Cumulative</u>
April	9-9	.500	April	9-9	.500	-5
May	13-15	.464	May	49-53	.480	-12
July	12-16	.429	July	42-60	.412	-37
August	15-13	.536	August	64-66	.492	-12
September	12-12	.500	September	76-78	.494	-19
Total	76-78	.494				

Team records Month by Month*continued*

Cleveland Indians						GB
<u>Month by month</u>	<u>W-L</u>	<u>Pct.</u>	<u>Cumulative</u>	<u>W-L</u>	<u>Pct.</u>	<u>Cumulative</u>
April	8-10	.444	April	8-10	.444	-6
May	12-16	.429	May	20-26	.435	-13
June	10-18	.357	June	30-44	.405	-18
July	15-13	.536	July	45-57	.441	-16
August	17-11	.607	August	62-68	.477	-14
September	10-14	.417	September	72-82	.468	-19
Total	72-82	.468				

New York Yankees						
<u>Month by month</u>	<u>W-L</u>	<u>Pct.</u>	<u>Cumulative</u>	<u>W-L</u>	<u>Pct.</u>	<u>Cumulative</u>
April	10-8	.556	April	10-8	.556	-4
May	10-18	.357	May	20-26	.435	-13
June	14-14	.500	June	34-40	.459	-14
July	16-12	.571	July	50-52	.490	-11
August	9-19	.321	August	59-71	.454	-17
September	9-15	.375	September	68-86	.442	-23
Total	68-86	.442				

Philadelphia Athletics						
<u>Month by month</u>	<u>W-L</u>	<u>Pct.</u>	<u>Cumulative</u>	<u>W-L</u>	<u>Pct.</u>	<u>Cumulative</u>
April	4-14	.222	April	4-14	.222	-10
May	9-19	.321	May	13-33	.283	-20
June	8-20	.286	June	21-53	.284	-27
July	11-17	.393	July	32-70	.314	-19
August	6-22	.214	August	38-92	.292	-38
September	7-17	.292	September	45-109	.292	-46
Total	45-109	.292				

Miscellaneous team statistics

Home	<u>W-L</u>	<u>Pct.</u>	Away	<u>W-L</u>	<u>Pct.</u>
St. Louis	50-22	.649	Washington	44-33	.571
Boston	48-29	.623	Boston	43-34	.558
Chicago	48-29	.623	Chicago	40-37	.519
Washington	43-34	.558	St. Louis	39-38	.506
Detroit	42-35	.545	Detroit	35-42	.455
Cleveland	37-40	.481	Cleveland	34-43	.442
New York	35-42	.455	New York	33-44	.429
Philadelphia	22-55	.286	Philadelphia	23-54	.299

Extra-inning games	<u>W-L</u>	<u>Pct.</u>	One-run games	<u>W-L</u>	<u>Pct.</u>
Washington	10-3	.769	St. Louis	37-22	.627
Boston	9-6	.600	Washington	32-22	.593
St. Louis	10-8	.556	Detroit	21-20	.512
Philadelphia	5-5	.500	Philadelphia	21-21	.500
New York	7-8	.467	Cleveland	26-28	.480
Chicago	8-10	.444	Boston	29-32	.475
Detroit	4-9	.308	Chicago	19-28	.404
Cleveland	3-7	.300	New York	20-31	.392

Shutout losses	<u>Lost</u>
Cleveland	25
Philadelphia	24
Washington	19
Boston	17
Chicago	16
New York	15
St. Louis	12
Detroit	12

10+ runs scored in one game	10+ runs allowed in one game	Longest games	Innings	
		Date	Score	
Detroit 17	Philadelphia 33	May 31#2	Washington 2, Boston 1	18
Chicago 16	Detroit 14	June 13	Boston 3, St. Louis 2	17
Boston 10	New York 13	July 16	Boston 8, Washington 7	15
St. Louis 11	St. Louis 10	Apr 29	Chicago 6, Detroit 2	14
Washington 9	Washington 6	July 22	Washington 4, Chicago 3	14
New York 9	Chicago 4	Aug 19	Washington 3, St. Louis 2	14
Cleveland 8	Boston 3	Aug 23	Washington 3, Chicago 2	14
Philadelphia 8	Cleveland 3			

April Scores

Date	Gm	1		2		3		4	
		Boston		NYN		Phila		Wash	
Apr 11	1	at Wash	8-0	at Phil	11-3	NYN	3-11	Bos	0-8
Apr 12	2	at Wash	5-0	at Phil	11-3	NYN	3-11	Bos	0-5
Apr 13	3	at Wash	3-4	at Phil	7-5	NYN	5-7	Bos	4-3
Apr 14									
Apr 15	4	at Phil	13-0	at Wash	3-0	Bos	0-13	NYN	0-3
Apr 16	5	at Phil	6-1	at Wash	2-4	Bos	1-6	NYN	4-2
Apr 17	6	at Phil	6-1	at Wash	2-7	Bos	1-6	NYN	7-2
Apr 18	7	NYN	2-3	at Bos	3-2	Wash	4-10	at Phil	10-4
Apr 19	8	NYN	4-6	at Bos	6-4	Wash	0-8	at Phil	8-0
Apr 20	9	NYN	3-2 (11)	at Bos	(11) 2-3	Wash	4-10	at Phil	10-4
Apr 21									
Apr 22	10	Wash	2-9	Phil	2-3	at NYN	3-2	at Bos	9-2
Apr 23	11	Wash	1-4	Phil	0-4	at NYN	4-0	at Bos	4-1
Apr 24	12	Wash	0-1	Phil	1-4	at NYN	4-1	at Bos	1-0
Apr 25	13	at NYN	0-3	Bos	3-0	at Wash	2-4	Phil	4-2
Apr 26	14	at NYN	(10) 3-4	Bos	4-3 (10)	at Wash	1-3	Phil	3-1
Apr 27	15	at NYN	5-6	Bos	6-5	at Wash	7-8	Phil	8-7
Apr 28	16	Phil	5-0	Wash	5-2	at Bos	0-5	at NYN	2-5
Apr 29	17	Phil	2-0	Wash	3-7	at Bos	0-2	at NYN	7-3
Apr 30	18	Phil	(10) 3-4	Wash	1-4	at Bos	4-3 (10)	at NYN	4-1
Home			3-6		4-5		0-9		6-3
Away			5-4		6-3		4-5		8-1
April		18	8-10		10-8		4-14		14-4

April Scores

	5	6	7	8					
	Chicago	Cleve	Det	StL					
Apr 11	1	at Cleve	7-2	Chi	2-7	at StL	2-3	Det	3-2
Apr 12	2	at Cleve	0-4	Chi	1-0	at StL	7-9	Det	9-7
Apr 13	3	at Cleve	1-2	Chi	2-1	at StL	8-1	Det	1-3
Apr 14									
Apr 15	4	StL	0-2	Det	7-1	at Cleve	1-7	at Chi	2-0
Apr 16	5	StL	3-2	Det	2-9	at Cleve	9-2	at Chi	2-3
Apr 17	6	StL	0-7	Det	2-4	at Cleve	4-2	at Chi	7-0
Apr 18	7	Det	2-0	at StL	1-7	at Chi	0-2	Cleve	7-1
Apr 19	8	Det	2-3	at StL	4-5	at Chi	3-2	Cleve	5-4
Apr 20	9	Det	(10) 4-7	at StL	2-1	at Chi	7-4 (10)	Cleve	1-2
Apr 21									
Apr 22	10	Cleve	6-9	at Chi	9-6	StL	2-1	at Det	1-2
Apr 23	11	Cleve	1-2	at Chi	2-1	StL	2-4	at Det	4-2
Apr 24	12	Cleve	5-4 (10)	at Chi	(10) 4-5	StL	0-7	at Det	7-0
Apr 25	13	at Det	6-7	StL	3-4	Chi	7-6	at Cleve	4-3
Apr 26	14	at Det	12-6	StL	0-6	Chi	6-12	at Cleve	6-0
Apr 27	15	at Det	4-3	StL	4-1	Chi	3-4	at Cleve	1-4
Apr 28	16	at StL	10-3	at Det	8-3	Cleve	3-8	Chi	3-10
Apr 29	17	at StL	6-1 (14)	at Det	2-3	Cleve	3-2	Chi	(14) 2-6
Apr 30	18	at StL	0-2	at Det	4-6	Cleve	6-4	Chi	2-0
Home			3-6		4-5		4-5		5-4
Away			5-4		4-5		5-4		6-3
April	18		8-10		8-10		9-9		11-7

May Scores									
<i>Date</i>	<i>Gm</i>	Chicago		Cleve		Det		StL	
May 1	19	Bos	2-4 (13)	Wash	0-4	NYY	2-1	Phil	3-0
May 2	20	Bos	2-1	Wash	0-8	NYY	6-2	Phil	6-5 (10)
May 3	21	Bos	5-4	Wash	1-11	NYY	11-0	Phil	11-1
May 4									
May 5	22	Phil	5-6	NYY	0-3	Wash	5-2	Bos	2-1
May 6	23	Phil	12-5	NYY	7-1	Wash	9-8	Bos	3-5
May 7	24	Phil	10-3	NYY	0-8	Wash	11-0	Bos	0-1
May 8	25	NYY	11-1	Phil	1-3	Bos	5-11	Wash	2-1
May 9	26	NYY	5-4 (10)	Phil	13-3	Bos	2-3	Wash	6-2
May 10	27	NYY	7-4	Phil	4-5	Bos	6-4	Wash	3-2 (10)
May 11									
May 12	28	Wash	4-3	Bos	1-0	Phil	2-13	NYY	6-5
May 13	29	Wash	5-7	Bos	2-1	Phil	4-7	NYY	1-2 (12)
May 14	30	Wash	0-5	Bos	2-3	Phil	6-5	NYY	3-1
May 15									
May 16	31	at Bos	1-2	at Wash	0-2	at NYN	1-3 (11)	at Phil	4-1
May 17	32	at Bos	3-2	at Wash	6-2	at NYN	3-4 (11)	at Phil	2-1
May 18	33	at Bos	8-0	at Wash	0-2	at NYN	0-2	at Phil	11-3
May 19	34	at Phil	5-4	at NYN	7-1	at Wash	2-3	at Bos	8-5
May 20	35	at Phil	7-10	at NYN	2-3	at Wash	13-0	at Bos	4-3
May 21	36	at Phil	7-2	at NYN	6-5	at Wash	0-3	at Bos	3-2
May 22	37	at NYN	6-4	at Phil	3-0	at Bos	3-5	at Wash	0-1
May 23	38	at NYN	5-3	at Phil	4-8	at Bos	1-4	at Wash	10-8
May 24	39	at NYN	17-2	at Phil	16-5	at Bos	6-1	at Wash	1-9
May 25	40	at Wash	2-10	at Bos	0-1	at Phil	1-0	at NYN	2-0
May 26	41	at Wash	0-3	at Bos	1-7	at Phil	13-2	at NYN	7-6
May 27	42	at Wash	7-0	at Bos	2-0	at Phil	5-11	at NYN	4-12
May 28									
May 29	43	at Cleve	5-3	Chi	3-5	at StL	2-4	Det	4-2
May 30	44	at Cleve	1-2	Chi	2-1	at StL	2-6	Det	6-2
May 31#1	45	at Cleve	7-3 (11)	Chi	3-7 (11)	at StL	4-5	Det	5-4
May 31#2	46	at Cleve	0-6	Chi	6-0	at StL	1-5	Det	5-1
Home			7-4		6-10		8-4		13-3
Away			11-6		6-6		4-12		9-3
May		28	18-10	28	12-16	28	13-15	28	22-6
Season			26-20		20-26		22-24		33-13

June Scores

Date	Gm	Boston		NYY		Phila		Wash	
Jun 1	47	at Phil	5-7	at Wash	2-3	Bos	7-5	NYY	3-2
Jun 2	48	at Phil	5-3	at Wash	2-1	Bos	3-5	NYY	1-2
Jun 3	49	at Phil	10-1	at Wash	1-2	Bos	1-10	NYY	2-1
Jun 4	50	at Phil	7-4	at Wash	1-3	Bos	4-7	NYY	3-1
Jun 5	51	NYY	4-1	at Bos	1-4	Wash	4-8	at Phil	8-4
Jun 6	52	NYY	8-1	at Bos	1-8	Wash	7-2	at Phil	2-7
Jun 7	53	NYY	2-7	at Bos	7-2	Wash	4-3	at Phil	3-4
Jun 8	54	NYY	1-0 (11)	at Bos	0-1 (11)	Wash	4-6	at Phil	6-4
Jun 9									
Jun 10	55	Wash	7-8	Phil	5-6 (12)	at NYY	6-5 (12)	at Bos	8-7
Jun 11	56	Wash	6-1	Phil	3-4	at NYY	4-3	at Bos	1-6
Jun 12	57	Wash	1-6	Phil	5-2	at NYY	2-5	at Bos	6-1
Jun 13	58	Wash	8-7 (15)	Phil	10-5	at NYY	5-10	at Bos	7-8 (15)
Jun 14	59	at NYY	0-4	Bos	4-0	at Wash	1-0	Phil	0-1
Jun 15	60	at NYY	5-6	Bos	6-5	at Wash	0-2	Phil	2-0
Jun 16	61	at NYY	5-4	Bos	4-5	at Wash	3-4	Phil	4-3
Jun 17	62	at NYY	0-1	Bos	1-0	at Wash	0-3	Phil	3-0
Jun 18	63	Phil	1-5	1-2 (13)	0-2	at Bos	5-1	at NYY	2-0
Jun 19	64	Phil	9-2	Wash	0-17	at Bos	2-9	at NYY	17-0
Jun 20	65	Phil	3-2 (10)	Wash	5-6	at Bos	2-3 (10)	at NYY	6-5
Jun 21	66	Phil	3-2	Wash	5-4	at Bos	2-3	at NYY	4-5
Jun 22									
Jun 23	67	at Chi	5-4	at Det	4-3	at StL	2-7	at Cleve	3-2
Jun 24	68	at Chi	0-3	at Det	7-1	at StL	4-8	at Cleve	2-0
Jun 25	69	at Chi	5-2	at Det	2-13	at StL	4-12	at Cleve	3-7
Jun 26	70	at Chi	4-2	at Det	7-1	at StL	3-7	at Cleve	7-1
Jun 27	71	at StL	0-3	at Cleve	10-3	at Chi	2-1	at Det	6-1
Jun 28	72	at StL	0-10	at Cleve	1-5	at Chi	0-9	at Det	16-3
Jun 29	73	at StL	2-0	at Cleve	5-0	at Chi	1-3	at Det	1-5
Jun 30	74	at StL	5-0	at Cleve	2-0	at Chi	3-5	at Det	2-5
Home			8-4		6-6		3-5		6-2
Away			9-7		8-8		5-15		12-8
June		28	17-11	28	14-14	28	8-20	28	18-10

June Scores

	Chicago		Cleve		Det		StL	
47	at StL	3-1	Det	2-1	at Cleve	1-2	Chi	1-3
48	at StL	2-0	Det	1-3	at Cleve	8-1	Chi	0-2
49	at StL	6-1	Det	11-2	at Cleve	2-11	Chi	1-6
50	at StL	4-3 (10)	Det	4-8	at Cleve	8-4	Chi	3-4 (10)
51	Det	2-5	at StL	0-3	at Chi	5-1	Cleve	3-0
52	Det	6-11	at StL	5-6	at Chi	11-6	Cleve	6-5
53	Det	2-1	at StL	0-1	at Chi	1-2	Cleve	1-0
54	Det	3-6	at StL	8-6	at Chi	6-3	Cleve	6-8
55	Cleve	1-3	at Chi	3-1	StL	3-5	at Det	5-2
56	Cleve	3-2	at Chi	2-3	StL	3-0	at Det	0-3
57	Cleve	5-0	at Chi	0-5	StL	5-0	at Det	0-5
58	Cleve	6-5 (11)	at Chi	5-6 (11)	StL	1-3	at Det	3-1
59	at Det	2-4	StL	3-1	Chi	4-2	at Cleve	1-3
60	at Det	8-1	StL	2-4 (11)	Chi	1-8	at Cleve	4-2 (11)
61	at Det	4-5	StL	0-14	Chi	5-4	at Cleve	14-0
62	at Det	1-6	StL	6-1	Chi	6-1	at Cleve	1-6
63	StL	10-2	at Det	5-0	Cleve	0-5	at Chi	2-10
64	StL	3-5	at Det	5-1	Cleve	1-5	at Chi	5-3
65	StL	5-10 (10)	at Det	2-6	Cleve	6-2	at Chi	7-5 (10)
66	StL	5-2	at Det	0-6	Cleve	6-0	at Chi	2-5
67	Bos	4-5	Wash	2-3	NYY	3-4	Phil	7-2
68	Bos	3-0	Wash	0-2	NYY	1-7	Phil	8-4
69	Bos	2-5	Wash	8-3	NYY	13-2	Phil	12-4
70	Bos	2-4	Wash	1-7	NYY	1-7	Phil	7-3
71	Phil	1-2	NYY	3-10	Wash	1-6	Bos	3-0
72	Phil	9-0	NYY	5-0	Wash	3-16	Bos	10-3
73	Phil	3-1	NYY	0-5	Wash	5-1	Bos	0-2
74	Phil	5-3	NYY	0-2	Wash	5-2	Bos	0-5
		10-10		6-10		10-10		9-7
		5-3		4-8		5-3		6-6
	28	15-13		10-18	28	15-13	28	15-13

<i>July Scores</i>

<i>Date</i>	<i>Gm</i>	Bos		NYN		Phil		Wash	
July 1	75	at Det	6-0	at Chi	1-2 (10)	at Cleve	0-2	at StL	2-3
July 2	76	at Det	0-1 (12)	at Chi	0-1 (10)	at Cleve	4-14	at StL	4-3
July 3 (1)	77	at Det	5-6 (12)	at Chi	0-4	at Cleve	3-7	at StL	3-2
July 3 (2)	78	at Det	3-4	at Chi	3-0	at Cleve	7-6	at StL	5-1
July 4	79	at Cleve	3-1	at StL	8-6 (11)	at Det	12-10	at Chi	5-4
July 5	80	at Cleve	6-1	at StL	2-4	at Det	9-16	at Chi	0-5
July 6	81	at Cleve	8-1	at StL	1-4	at Det	6-5 (10)	at Chi	2-4
July 7	82	at Cleve	6-1	at StL	3-2	at Det	5-6 (10)	at Chi	1-6
July 8									
July 9	83	Chi	2-3	Det	2-3	StL	0-6	Cleve	1-2
July 10	84	Chi	4-6	Det	3-0	StL	8-1	Cleve	1-2 (10)
July 11	85	Chi	1-5	Det	3-0	StL	4-14	Cleve	3-4
July 12	86	Chi	4-2	Det	0-16	StL	10-4	Cleve	6-2
July 13	87	StL	11-2	Cleve	6-2	Chi	2-9	Det	9-4
July 14	88	StL	10-0	Cleve	4-3	Chi	5-1	Det	7-6 (10)
July 15	89	StL	3-0	Cleve	6-7	Chi	3-2 (11)	Det	8-7
July 16	90	StL	3-2 (17)	Cleve	2-1	Chi	4-14	Det	8-7 (10)
July 17	91	Det	4-7	Chi	4-2	Cleve	1-2	StL	3-2 (10)
July 18	92	Det	0-3	Chi	3-0	Cleve	5-9	StL	0-1
July 19	93	Det	5-0	Chi	0-3	Cleve	8-7	StL	3-4
July 20	94	Det	9-5	Chi	1-7	Cleve	9-12	StL	4-5
July 21	95	Cleve	2-1	StL	5-1	Det	6-2	Chi	2-4
July 22	96	Cleve	2-0	StL	0-5	Det	0-16	Chi	4-3 (14)
July 23	97	Cleve	4-10	StL	7-1	Det	5-11	Chi	3-2
July 24	98	Cleve	5-4	StL	2-0	Det	9-1	Chi	1-0
July 25									
July 26	99	at Wash	1-0	at Phil	1-2	NYN	2-1	Bos	0-1
July 27	100	at Wash	3-0	at Phil	6-0	NYN	0-6	Bos	0-3
July 28	101	at Wash	3-2	at Phil	1-0	NYN	0-1	Bos	2-3
July 29	102	at Wash	4-3	at Phil	9-7 (11)	NYN	7-9 (11)	Bos	3-4
July 30									
July 31									
Home			10-6		10-6		8-12		9-7
Away			9-3		6-6		3-5		4-4
July		28	19-9	28	16-2	28	11-17	28	13-15

<i>July Scores</i>

<i>Date</i>	<i>Gm</i>	Chicago		Cleve		Det		StL	
July 1	75	NYY	2-1 (10)	Phil	2-0	Bos	0-6	Wash	3-2
July 2	76	NYY	1-0 (10)	Phil	14-4	Bos	1-0 (12)	Wash	3-4
July 3 (1)	77	NYY	4-0	Phil	7-3	Bos	6-5 (12)	Wash	2-3
July 3 (2)	78	NYY	0-3	Phil	6-7	Bos	4-3	Wash	1-5
July 4	79	Wash	4-5	Bos	1-3	Phil	10-12	NYY	6-8 (11)
July 5	80	Wash	5-0	Bos	1-6	Phil	16-9	NYY	4-2
July 6	81	Wash	4-2	Bos	1-3	Phil	5-6 (10)	NYY	4-1
July 7	82	Wash	6-1	Bos	1-6	Phil	6-5 (10)	NYY	2-3
July 8									
July 9	83	at Bos	3-2	at Wash	2-1	at NYN	3-2	at Phil	6-0
July 10	84	at Bos	6-4	at Wash	2-1 (10)	at NYN	0-3	at Phil	1-8
July 11	85	at Bos	5-1	at Wash	4-3	at NYN	0-3	at Phil	14-4
July 12	86	at Bos	2-4	at Wash	2-6	at NYN	16-0	at Phil	4-10
July 13	87	at Phil	9-2	at NYN	3-4	at Wash	4-9	at Bos	2-11
July 14	88	at Phil	1-5	at NYN	7-6	at Wash	6-7 (10)	at Bos	0-10
July 15	89	at Phil	2-3 (11)	at NYN	1-2	at Wash	7-8	at Bos	0-3
July 16	90	at Phil	14-4	at NYN	7-6	at Wash	7-8 (10)	at Bos	2-3 (17)
July 17	91	at NYN	2-4	at Phil	2-1	at Bos	7-4	at Wash	2-3 (10)
July 18	92	at NYN	0-3	at Phil	9-5	at Bos	3-0	at Wash	1-0
July 19	93	at NYN	3-0	at Phil	7-8	at Bos	0-5	at Wash	4-3
July 20	94	at NYN	7-4	at Phil	12-9	at Bos	5-9	at Wash	5-4
July 21	95	at Wash	4-2	at Bos	1-2	at Phil	2-6	at NYN	1-5
July 22	96	at Wash	3-4 (14)	at Bos	0-2	at Phil	16-0	at NYN	5-0
July 23	97	at Wash	2-3	at Bos	10-4	at Phil	1-5	at NYN	1-7
July 24	98	at Wash	0-1	at Bos	4-5	at Phil	1-9	at NYN	1-2
July 25									
July 26	99	at Cleve	2-4	Chi	4-2	StL	7-11	at Det	11-7
July 27	100	at Cleve	6-7 (10)	Chi	7-6 (10)	StL	5-1	at Det	1-5
July 28	101	at Cleve	0-7	Chi	7-0	StL	2-13	at Det	13-2
July 29	102	at Cleve	1-3	Chi	3-1	StL	2-4	at Det	4-2
July 30									
July 31									
Home			6-2		7-5		6-6		3-5
Away			8-12		9-7		6-10		9-11
July		28	14-14	28	16-12	28	12-16	28	12-16

<i>August Scores</i>

<i>Gm</i>	Boston		NYN		Phila		Wash	
103	Phil	4-2	at Wash	4-5	at Bos	2-4	NYN	5-4
104	Phil	6-0	at Wash	7-8 (10)	at Bos	0-6	NYN	8-7 (11)
105	Phil	4-0	at Wash	2-4	at Bos	0-4	NYN	4-2
106	Phil	14-7	at Wash	4-1	at Bos	7-14	NYN	1-4
107	at NYN	5-0	Bos	0-5	Wash	3-0	at Phil	0-3
108	at NYN	14-4	Bos	4-14	Wash	3-11	at Phil	11-3
109	at NYN	10-2	Bos	2-10	Wash	2-11	at Phil	11-2
110	at NYN	5-3	Bos	3-5	Wash	5-0	at Phil	0-5
111	at Chi	0-2	at Det	2-1	at StL	10-5	at Cleve	7-0
112	at Chi	0-1	at Det	0-8	at StL	4-5	at Cleve	5-0
113	at Chi	1-0	at Det	9-10	at StL	4-10	at Cleve	7-5
114	at Chi	1-4	at Det	12-1	at StL	3-4 (12)	at Cleve	2-8
115	at StL	1-2	at Cleve	2-3	at Chi	0-5	at Det	6-8
116	at StL	1-2	at Cleve	5-1	at Chi	0-11	at Det	3-9
117	at StL	3-4	at Cleve	2-7	at Chi	1-3	at Det	2-5
118	at StL	5-6 (12)	at Cleve	4-5	at Chi	1-0 (12)	at Det	5-2
119	at Det	1-2	at Chi	1-7	at Cleve	0-8	at StL	3-6
120	at Det	6-1	at Chi	1-3	at Cleve	3-8	at StL	3-2 (14)
121	at Det	5-2	at Chi	2-4	at Cleve	5-7	at StL	0-1
122	at Det	3-0	at Chi	1-4	at Cleve	2-3	at StL	5-7
123	at Cleve	0-1	at StL	4-3	at Det	3-17	at Chi	3-2 (14)
124	at Cleve	3-0	at StL	6-0	at Det	3-11	at Chi	1-3
125	at Cleve	4-0	at StL	14-1	at Det	2-8	at Chi	0-6
126	at Cleve	5-4	at StL	1-4	at Det	0-7	at Chi	0-4
127	Chi	3-0	Det	8-6	StL	4-3	Cleve	0-5
128	Chi	5-1	Det	2-3	StL	3-45-4	Cleve	1-9
129	Chi	0-1	Det	1-2	StL	5-4	Cleve	0-4
130	Chi	3-2	Det	6-2	StL	0-11	Cleve	5-4 (13)
		7-1		2-6		4-4		4-4
		11-9		7-13		2-18		8-12
	28	18-10	28	9-19	28	6-22	28	12-16

August Scores									
Date	Gm		Chicago		Cleve		Det		StL
Aug 1	103	StL	3-4 (13)	Det	11-3	at Cleve	3-11	at Chi	4-3 (13)
Aug 2	104	StL	2-1	Det	2-0	at Cleve	0-2	at Chi	1-2
Aug 3	105	StL	6-3	Det	7-2	at Cleve	2-7	at Chi	3-
Aug 4	106	StL	10-2	Det	2-5	at Cleve	5-2	at Chi	2-10
Aug 5	107	Det	0-1	at StL	1-2	at Chi	1-0	Cleve	2-1
Aug 6	108	Det	12-2	at StL	4-3 (10)	at Chi	2-12	Cleve	3-4 (10)
Aug 7	109	Det	5-2	at StL	2-3 (11)	at Chi	2-5	Cleve	3-2 (11)
Aug 8	110	Det	2-4 (11)	at StL	8-6	at Chi	4-2 (11)	Cleve	6-8
Aug 9									
Aug 10	111	Bos	2-0	Wash	0-7	NYY	1-2	Phil	
Aug 11	112	Bos	1-0	Wash	0-5	NYY	8-0	Phil	5-4
Aug 12	113	Bos	0-1	Wash	5-7	NYY	10-9	Phil	10-4
Aug 13	114	Bos	4-1	Wash	8-2	NYY	1-12	Phil	4-3 (12)
Aug 14	115	Phil	5-0	NYY	3-2	Wash	8-6	Bos	2-1
Aug 15	116	Phil	11-0	NYY	1-5	Wash	4-3	Bos	2-1
Aug 16	117	Phil	3-1	NYY	7-2	Wash	5-2	Bos	4-3
Aug 17	118	Phil	0-1 (12)	NYY	5-4	Wash	2-5	Bos	6-5 (12)
Aug 18	119	NYY	7-1	Phil	8-0	Bos	2-1	Wash	6-3
Aug 19	120	NYY	3-1	Phil	8-3	Bos	1-6	Wash	2-3 (14)
Aug 20	121	NYY	4-2	Phil	7-5	Bos	2-5	Wash	1-0
Aug 21	122	NYY	4-1	Phil	3-2	Bos	0-3	Wash	7-5
Aug 22									
Aug 23	123	Wash	2-3 (14)	Bos	1-0	Phil	17-3	NYY	3-4
Aug 24	124	Wash	3-1	Bos	0-6	Phil	11-3	NYY	0-6
Aug 25	125	Wash	6-0	Bos	0-4	Phil	8-2	NYY	1-14
Aug 26	126	Wash	4-0	Bos	4-5	Phil	7-0	NYY	4-1
Aug 27									
Aug 28	127	at Bos	0-3	at Wash	5-0	at NYN	6-8	at Phil	3-4
Aug 29	128	at Bos	1-5	at Wash	9-1	at NYN	3-2	at Phil	4-3
Aug 30	129	at Bos	1-0	at Wash	4-0	at NYN	2-1	at Phil	4-5
Aug 31	130	at Bos	2-3	at Wash	4-5 (13)	at NYN	2-6	at Phil	11-0
Home			18-6		12-8		10-6		13-7
Away			1-3		5-3		5-7		3-5
August		28	19-9	28	17-11	28	15-13	28	16-12

September Scores								
Gm	Chicago		Cleve		Det		StL	
131	at Phil	7-1	at NYY	1-6	at Wash	11-9	at Bos	2-3
132	at Phil	10-2	at NYY	0-8	at Wash	8-3	at Bos	4-2
133	at Phil	8-1	at NYY	10-7	at Wash	5-6	at Bos	2-4
134	at Phil	5-0	at NYY	12-2	at Wash	11-1	at Bos	2-9
135	at NYY	(10) 7-8	at Phil	0-1	at Bos	(11) 9-11	at Wash	4-1
136	at NYY	5-2	at Phil	4-2	at Bos	12-2	at Wash	0-2
137	at NYY	5-3	at Phil	5-4	at Bos	2-3	at Wash	1-5
138	at NYY	6-3	at Phil	9-8	at Bos	(10) 3-4	at Wash	2-3
139	at Wash	1-4	at Bos	(10) 7-8	at Phil	2-0	at NYY	2-1
140	at Wash	1-4	at Bos	1-6	at Phil	5-4	at NYY	9-2
141	at Wash	7-1	at Bos	0-1	at Phil	9-3	at NYY	1-11
142	at Wash	3-5	at Bos	2-3	at Phil	15-5	at NYY	3-4
143	Cleve	4-2	at Chi	2-4	at StL	8-9	Det	9-8
144	Cleve	4-0	at Chi	0-4	at StL	(11) 4-5	Det	5-4 (11)
145	Cleve	7-2	at Chi	2-7	at StL	(10) 11-12	Det	12-11 (10)
146	Cleve	3-5	at Chi	5-3	at StL	0-2	Det	2-0
147	at Det	9-7	StL	8-3	Chi	7-9	at Cleve	3-8
148	at Det	0-2	StL	3-2	Chi	2-0	at Cleve	2-3
149	at Det	2-3	StL	2-10	Chi	3-2	at Cleve	10-2
150	at Det	4-0	StL	2-5	Chi	0-4	at Cleve	5-2
151	at StL	2-3	at Det	2-8	Cleve	8-2	Chi	3-2
152	at StL	4-5	at Det	0-3	Cleve	3-0	Chi	5-4
153	at StL	8-6	at Det	7-4	Cleve	4-7	Chi	6-8
154	at StL	7-8	at Det	6-3	Cleve	3-6	Chi	8-7
		3-1		2-2		4-4		7-1
		11-9		8-12		8-8		6-10
	24	14-10	24	10-14		12-12	24	13-11