



1943



Stan Musial, Providence Grays



Jesse Flores, Fort Smith Rangers

Introduction

Our downstairs storage has many containers with APBA card sets, acquired over the years either for league play or because they were on sale, or some other reason. Many of them have never seen the light of day.

Many years ago I completed a full season replay of 1962, all stock teams with 169 additional cards I made myself – more than 1600 games, including the two All-Star Games and the World Series. Because other things like life interfered, the project took 17 years. It is the sort of project that I simply will never reproduce.

When Lon Hildreth and I began to play our 1969 season at what can reasonably be called a leisurely pace, I found that I wanted to play more games; thus, I concluded that a project like that would be the way to go. Start at some point where I had a series of seasons, draft some teams, and move forward through time. I decided to start with a mid-World War II season; with 16 stock teams I drafted 10 teams of 25 players (adding an additional 5 to each team at midseason to account for usage). With two divisions of 5 teams each, there could be the same format – 3-game series against opposite division opponents (two, home and away), and 4-game series against same division opponents (again two). 4 sets of 8, 5 sets of 6 – 62 games in all. I did the draft at the beginning of March, and completed the season in middle December; 310 games in all. 62 games is short, but does give a tangible amount of stats.

It was a fun ride, and as with all such draft leagues, there's a chance to see cards and players that I've never seen before. Now I know the 1943 world much better, and am looking forward to the challenge of 1944. (Can the Omaha Comets defend their title? Watch this space!)

Walter
December 2021

Table of Contents

Teams and Leaders	4
Final Standings	5
The Teams	
Buffalo Chargers	6
Columbus Cougars	7
Fargo Phantoms	8
Fort Smith Rangers	9
Indianapolis Aces	10
Louisville Colonels	11
Martinsburg Mountaineers	12
Omaha Comets	13
Providence Grays	14
St. Paul Saints	15
Galleries	
Stars	16
In Service	17
All-Star Game	18
Baseball in 1943	19
The World Series: Omaha vs. Fort Smith	20
Teams	Back Cover

Teams and Leaders

	G	AB	R	H	RBI	2B	3B	HR	BB	K	IBB	SB	CS	SAC	SF	HBP	DP	E	PB	BA	SA	OBP
OMAHA COMETS	62	2120	295	555	279	110	16	31	238	325	0	13	11	12	20	3	58	30	3	.262	.373	.337
FT. SMITH RANGERS	62	2169	246	561	233	103	14	23	200	280	1	18	10	19	18	3	36	40	0	.259	.351	.322
PROVIDENCE GRAYS	62	2110	272	545	259	111	24	24	247	302	2	22	3	26	26	6	42	26	5	.258	.368	.338
MARTINSBURG MTRS.	62	2116	241	523	229	123	32	13	174	282	0	12	8	30	19	7	29	30	2	.247	.354	.306
COLUMBUS COUGARS	62	2113	241	520	222	106	20	16	206	296	3	18	12	28	17	5	37	21	0	.246	.338	.315
INDIANAPOLIS ACES	62	2107	217	517	208	111	22	15	181	250	2	12	8	23	18	2	40	42	0	.245	.340	.306
LOUISVILLE COLONELS	62	2066	224	501	214	109	20	30	190	355	1	11	5	23	25	8	40	29	1	.242	.358	.309
ST. PAUL SAINTS	62	2068	216	489	206	86	14	39	182	267	0	5	3	15	13	7	62	36	2	.236	.348	.300
BUFFALO CHARGERS	62	2067	205	482	196	106	22	19	186	296	1	13	5	19	23	4	48	46	0	.233	.333	.298
FARGO PHANTOMS	62	2070	206	475	185	89	19	24	180	315	1	13	7	14	16	2	28	34	1	.229	.326	.292
TOTALS	620	21006	2363	5168	2231	1054	203	234	1984	2968	11	137	72	209	195	47	420	334	14	.246	.349	.312

	G	GS	CG	ShO	W	L	S	IP	H	R	ER	HR	BB	K	IBB	WP	BK	HB	ERA
FT. SMITH RANGERS	62	62	21	8	37	25	16	571.3	504	219	197	17	186	320	0	2	1	4	3.10
PROVIDENCE GRAYS	62	62	14	5	32	30	19	555.0	533	229	207	27	177	237	0	4	1	9	3.36
FARGO PHANTOMS	62	62	19	7	24	38	13	547.3	483	233	205	44	178	271	0	3	0	4	3.37
COLUMBUS COUGARS	62	62	15	3	30	32	15	554.3	510	221	212	14	201	369	2	6	4	5	3.44
BUFFALO CHARGERS	62	62	15	8	31	31	14	557.7	519	243	219	22	185	270	1	7	1	4	3.53
LOUISVILLE COLONELS	62	62	6	1	32	30	22	554.3	506	238	219	17	210	277	1	3	0	4	3.56
MARTINSBURG MTRS.	62	62	14	7	29	33	14	558.3	502	239	221	29	193	213	3	4	0	5	3.56
INDIANAPOLIS ACES	62	62	9	5	33	29	21	562.7	534	237	224	22	210	467	1	1	0	4	3.58
OMAHA COMETS	62	62	14	7	34	28	17	558.0	528	242	223	23	233	256	2	2	0	4	3.60
ST. PAUL SAINTS	62	62	12	8	28	34	13	556.0	549	262	237	19	211	288	1	1	1	4	3.84
TOTALS	620	620	139	59	310	310	164	5575.0	5168	2363	2164	234	1984	2968	11	33	8	47	3.49

Batting Average	Musial, PRO .351; Herman, FSM .343; Appling, OMA .327; McCormick, IND .305; Elliott, IND .300
Slugging Average	Musial, PRO .598; Keller, FAR .528; York, BUF .475; W. Cooper, LOU, .472; Elliott, IND .451
On Base Percentage	Musial, PRO .436; Appling, OMA .420; Herman, FSM .415; Keller, FAR .384; Glean, BUF .368
Sacrifices	Andrews, PRO 10; Frey, MAR 9; Vander Meer, IND 8; Moses, FSM 8
Sacrifice Flies	Herman, FSM 6; Nicholson, LOU 6; Vernon, LOU 6
Doubles	Doerr, BUF 27; Musial, PRO 25; Vernon, LOU 23; D. Walker, MAR 19
Triples	Klein, LOU 9; Lindell, MAR 8; Musial, PRO 8; Kurowski, BUF 7
Home Runs	Keller, FAR 13; Triplett, STP 11; York, BUF 10; DiMaggio, OMA 9; Nicholson, LOU 8
Walks	J. Gordon, PRO 46; Keller, FAR 45; Hack, PRO 43; Appling, OMA 40; Ott, LOU 38
Strikeouts	DiMaggio, OMA 63; J. Gordon, PRO 48; Moses, FSM 45; Nicholson, LOU 45
Runs	Appling, OMA 54; Musial, PRO 49; Elliott, IND 43; Vaughan, MAR 42; Keller, FAR 41
Hit By Pitch	Vernon, LOU 4; Stephens, FSM 3; Fletcher, STP 3
RBI	Stephens, FSM 41; York, BUF 39; DiMaggio, OMA 39; Nicholson, LOU 38
Stolen Bases	Moses, FSM 13; Appling, OMA 8; Cramer, COL 8
Double Plays	Priddy, OMA 13; Lombardi, STP 12; York, BUF 9; Mesner, STP 9; Nicholson, LOU 8
Winning Percentage	Andrews, PRO 9-2, .818; Rowe, MAR 9-3, .750; Vander Meer, IND 8-3, .727; Kraus, IND 7-3, .700
ERA	Pollet, BUF 1.33; Bithorn, OMA 1.92; Flores, FSM 2.14; Chandler, COL 2.25; Wyatt, STP 2.50
Innings Pitched	Andrews, PRO 118.7; Vander Meer, IND 118.0; Chandler, PRO 112.0; M. Cooper, FAR 110.0; Bagby, FSM 109.7
Walks Allowed	Vander Meer, IND 67; Starr, FAR 47; Walters, OMA 46; Newhouser, COL 44; Riddle, LOU 42
Strikeouts	Vander Meer, IND 163; M. Cooper, FAR 104; Chandler, COL 98; Newhouser, COL 89; Bridges, IND 86
Complete Games	Chandler, PRO 11; Bagby, FSM 6; Robin, OMA 6
Shutouts	R. Barrett, FAR 4; Wyatt, STP 4; Bithorn, OMA 4
Saves	M. Brown, OMA 17; Naymick, LOU 16; Murphy, IND 12; Beggs, FAR 9; A. Adams, COL 9

Final Standings

NORTHERN DIVISION

	W-L	Pct	GB	1H	2H
Omaha	34-28	.548	—	19-12	15-16
Providence	32-30	.516	2	20-11	12-19
Buffalo	31-31	.500	3	14-17	17-14
St. Paul	28-34	.452	6	16-15	12-19
Fargo	24-38	.387	10	11-20	13-18

SOUTHERN DIVISION

	W-L	Pct	GB	1H	2H
Fort Smith	37-25	.593	—	19-12	18-13
Indianapolis	33-29	.532	4	14-17	19-12
Louisville	32-30	.516	5	19-12	13-18
Columbus	30-32	.484	7	12-19	18-13
Martinsburg	29-33	.468	8	11-20	18-13

WORLD SERIES

Omaha defeated Fort Smith 4 games to 2

AWARDS

MVP: Stan Musial, Providence
Cy Young: Jose Flores, Fort Smith
Fireman: Mike Naymick, Louisville

Buffalo Chargers



The Buffalo club was one designed to slug. Whitey Kurowski, Rudy York and Bobby Doerr were supposed to provide middle of the order power in a year where there just wasn't a lot to go around. The problem was really that while the power arrived (Kurowski had 15 doubles and 7 triples; Doerr delivered 27 doubles, best in the league; and York had 15 doubles, 4 triples and 10 homers) the club didn't hit for average and didn't get on base nearly enough for the team to contend. They did improve in the second half, enough to reach .500, but Omaha and Providence were way out of sight and out of reach.

The pitching was generally good. Vern Kennedy (6 saves, 2.52 ERA) was good both as a starter and reliever; Johnny Niggeling (6-4, 2.54) led the starters, while Howie Pollet (6-3) pitched just enough to win the ERA title at 1.33. Rip Sewell (7-7, 3.19) was a workhorse.

	G	AB	R	H	RBI	2B	3B	HR	BB	K	IBB	SB	CS	SAC	SF	HBP	DP	E	PB	BA	SA	OBP
Baker, Bill	23	76	8	17	9	2	2	0	8	8	0	0	1	0	1	1	3	2	0	.224	.303	.306
Doerr, Bobby	62	249	27	73	33	27	0	3	18	32	0	0	0	0	4	0	5	2	0	.293	.438	.341
Galan, Augie	54	194	29	52	20	15	2	1	32	27	0	1	0	0	0	0	3	4	0	.268	.381	.372
Hemsley, Rollie	24	72	4	11	5	2	0	0	3	2	0	0	0	0	2	0	2	1	0	.153	.181	.187
Kurowski, Whitey	53	218	23	58	25	15	7	0	13	34	0	3	1	0	3	0	4	9	0	.266	.399	.307
Medwick, Joe	49	189	13	46	14	8	2	0	9	19	0	0	0	0	2	0	3	5	0	.243	.307	.278
Miller, Eddie	60	211	15	41	13	4	1	3	15	36	0	1	0	0	3	2	6	11	0	.194	.265	.254
Novikoff, Lou	32	46	3	13	2	2	0	0	3	5	0	0	0	0	0	0	1	0	0	.283	.326	.327
Rocco, Mike	6	5	0	1	0	1	0	0	1	0	0	0	0	0	0	0	0	0	0	.200	.400	.333
Rucker, Johnny	39	142	10	38	12	6	1	1	5	23	0	1	1	0	2	0	3	0	0	.268	.345	.293
Siebert, Dick	9	9	1	2	0	0	1	0	0	2	0	0	0	0	0	0	1	0	0	.222	.444	.222
Stanky, Eddie	32	68	4	13	4	3	0	0	2	10	0	0	0	0	0	0	0	2	0	.191	.235	.214
Tresh, Mike	21	61	4	16	5	1	0	0	5	4	0	0	0	0	2	1	1	0	0	.262	.279	.328
Tucker, Thurman	49	176	33	34	5	3	2	0	31	33	0	7	2	0	0	0	1	2	0	.193	.233	.314
York, Rudy	61	217	24	50	39	15	4	10	36	32	1	0	0	0	3	0	9	4	0	.230	.475	.340
Cardoni, Ben	1	0	0	0	0	0	0	0	0	0	0	0	0	0	0	0	0	0	0	.000	.000	.000
Christopher, Russ	16	0	0	0	0	0	0	0	0	0	0	0	0	0	0	0	0	0	0	.000	.000	.000
Fischer, Rube	0	0	0	0	0	0	0	0	0	0	0	0	0	0	0	0	0	0	0	.000	.000	.000
Gorsica, Johnny	14	1	0	0	0	0	0	0	0	1	0	0	0	0	0	0	0	0	0	.000	.000	.000
Hallett, Jack	12	0	0	0	0	0	0	0	0	0	0	0	0	0	0	0	0	0	0	.000	.000	.000
Harris, Lum	1	1	0	0	0	0	0	0	0	0	0	0	0	0	0	0	0	0	0	.000	.000	.000
Kennedy, Vern	15	17	1	1	1	0	0	0	0	1	0	0	0	1	0	0	1	1	0	.059	.059	.059
Muncrief, Bob	13	23	1	4	3	0	0	0	0	7	0	0	0	3	1	0	1	0	0	.174	.174	.174
Munger, George	7	0	0	0	0	0	0	0	0	0	0	0	0	0	0	0	0	0	0	.000	.000	.000
Niggeling, Johnny	11	24	2	2	1	0	0	0	1	5	0	0	0	6	0	0	2	0	0	.083	.083	.120
Pollet, Howie	11	17	0	1	1	0	0	0	2	6	0	0	0	5	0	0	0	2	0	.059	.059	.158
Salvo, Manny	10	1	0	0	0	0	0	0	0	1	0	0	0	0	0	0	0	0	0	.000	.000	.000
Scarborough, Ray	10	1	0	0	0	0	0	0	0	0	0	0	0	0	0	0	0	0	0	.000	.000	.000
Sewell, Rip	14	34	0	8	2	2	0	0	1	7	0	0	0	1	0	0	1	1	0	.235	.294	.257
Smith, Eddie	11	15	3	1	2	0	0	1	1	1	0	0	0	3	0	0	1	0	0	.067	.267	.125

	G	GS	CG	ShO	W	L	S	IP	H	R	ER	HR	BB	K	IBB	WP	BK	HB	ERA
Cardoni, Ben	1	0	0	0	0	0	0	2.0	1	0	0	0	1	0	0	0	0	0	0.00
Christopher, Russ	16	0	0	0	0	1	0	27.0	25	16	15	2	13	15	0	0	0	0	5.00
Gorsica, Johnny	14	0	0	0	1	0	0	22.3	26	14	14	1	10	10	0	1	0	0	5.64
Fischer, Rube	0	0	0	0	0	0	0	0.0	0	0	0	0	0	0	0	0	0	0	0.00
Hallett, Jack	12	0	0	0	1	0	3	14.3	10	5	5	0	4	3	0	1	0	0	3.14
Harris, Lum	1	0	0	0	0	0	0	3.3	7	2	2	0	1	1	0	0	0	0	5.40
Kennedy, Vern	15	8	1	1	1	3	6	60.7	47	24	17	2	14	33	0	0	0	0	2.52
Muncrief, Bob	13	12	1	1	5	6	0	78.0	85	39	31	6	21	30	0	1	0	2	3.58
Munger, George	7	0	0	0	0	0	0	7.7	9	4	4	1	5	8	1	0	0	0	4.70
Niggeling, Johnny	11	11	3	1	6	4	0	85.0	67	27	24	2	33	53	0	1	0	1	2.54
Pollet, Howie	11	7	4	2	6	3	0	67.7	38	12	10	1	16	65	0	2	1	0	1.33
Salvo, Manny	10	0	0	0	1	0	0	18.3	20	12	12	2	5	9	0	0	0	0	5.89
Scarborough, Ray	10	0	0	0	1	0	5	14.0	9	1	1	0	4	6	0	0	0	0	0.64
Sewell, Rip	14	13	5	2	7	7	0	101.7	91	38	36	5	26	29	0	0	0	0	3.19
Smith, Eddie	11	11	1	1	2	7	0	55.7	84	49	48	0	32	8	0	1	0	1	7.76

Columbus Cougars



Columbus had been drafted with power pitching in mind: Spud Chandler and Hal Newhouser anchored a good rotation, which also featured Max Lanier and the soft-tossing Bill Dietrich. In the first half the team couldn't get out of its own way; the pitchers largely fell short, while the offense sputtered. They reversed themselves after the break, nearly making it to .500; Chandler (7-4, 2.25, 11 CG, 98 Ks) and Newhouser (4-3, 2.71, 89 Ks) were very effective, and Ace Adams (2.23, 9 saves) closed out games; but it was often hard to get to the end and still have a lead. The offense was a popgun affair; only Doc Cramer (.298) and Lou Boudreau (.260, 16 doubles) were at all dangerous. Still, they performed better in the second half, almost reaching .500 at the end of the season.

	G	AB	R	H	RBI	2B	3B	HR	BB	K	IBB	SB	CS	SAC	SF	HBP	DP	E	PB	BA	SA	OBP
Adams, Buster	14	31	5	8	3	1	0	0	7	7	0	1	0	0	1	0	1	0	0	.258	.290	.395
Barrett, Johnny	31	111	17	24	8	6	1	1	10	16	0	2	1	2	0	1	1	2	0	.216	.315	.287
Bartell, Dick	18	54	12	16	9	6	0	3	5	7	0	0	2	1	2	0	1	1	0	.296	.574	.356
Boudreau, Lou	61	242	28	63	31	16	4	1	23	20	0	0	0	0	1	0	0	0	0	.260	.372	.325
Bragan, Bobby	6	14	0	3	2	0	0	0	0	0	0	0	0	0	1	0	3	0	0	.214	.214	.214
Camilli, Doug	25	45	8	12	4	3	0	0	7	8	0	1	0	0	0	0	0	0	0	.267	.333	.365
Clary, Ellis	14	15	2	3	2	0	0	0	0	4	0	0	0	0	0	0	0	0	0	.200	.200	.200
Cramer, Doc	59	252	29	75	19	3	5	1	11	15	1	8	1	0	0	2	3	1	0	.298	.361	.332
Curtright, Guy	23	77	17	14	5	4	2	0	16	15	0	0	0	1	0	1	1	1	0	.182	.286	.330
Grant, Jimmy	11	30	3	12	9	0	2	1	1	7	0	0	1	0	0	0	0	0	0	.400	.633	.419
Hockett, Oris	38	136	12	32	15	5	0	1	10	22	0	1	2	0	0	0	3	2	0	.235	.294	.288
Johnson, Will	45	149	17	36	16	6	1	2	22	15	0	2	0	0	3	0	7	4	0	.242	.336	.339
Lowrey, Peanuts	48	176	26	50	16	11	4	0	11	28	0	1	3	1	1	0	2	2	0	.284	.392	.326
Mack, Ray	62	224	21	54	32	17	1	2	19	34	0	2	1	1	3	0	5	4	0	.241	.353	.300
McQuinn, George	48	184	19	33	14	10	0	2	23	38	0	0	0	0	2	0	4	0	0	.179	.266	.271
Mueller, Ray	38	132	11	32	12	7	0	1	21	21	0	0	0	0	2	0	2	0	0	.242	.318	.346
Reyes, Nap	15	34	1	9	3	1	0	0	3	4	1	0	1	0	0	0	0	0	0	.265	.294	.324
Rosar, Buddy	22	79	6	26	14	6	0	0	8	4	1	0	0	0	0	0	2	0	0	.329	.405	.391
Adams, Ace	23	1	0	0	0	0	0	0	0	0	0	0	0	0	0	0	0	1	0	.000	.000	.000
Black, Don	7	0	0	0	0	0	0	0	0	0	0	0	0	0	0	0	0	0	0	.000	.000	.000
Butcher, Max	9	18	1	0	0	0	0	0	0	0	2	0	0	0	2	0	0	1	1	.000	.000	.000
Chandler, Spud	13	39	2	8	6	2	0	1	0	9	0	0	0	4	1	1	0	0	0	.205	.333	.225
Dietrich, Bill	11	22	2	2	1	0	0	0	4	8	0	0	0	6	0	0	0	0	0	.091	.091	.231
Fleming, Bill	1	0	0	0	0	0	0	0	0	0	0	0	0	0	0	0	0	0	0	.000	.000	.000
Johnson, Si	10	7	1	0	0	0	0	0	3	3	0	0	0	2	0	0	0	1	0	.000	.000	.300
Lanier, Max	11	18	0	3	0	0	0	0	1	4	0	0	0	5	0	0	0	0	0	.167	.167	.211
Leonard, Dutch	13	2	0	0	0	0	0	0	0	0	0	0	0	0	0	0	0	0	0	.000	.000	.000
Mungo, Van Lingle	17	0	0	0	0	0	0	0	0	0	0	0	0	0	0	0	0	0	0	.000	.000	.000
Newhouser, Hal	11	21	1	5	1	2	0	0	1	5	0	0	0	3	0	0	1	1	0	.238	.333	.273
Rescigno, Xavier	14	0	0	0	0	0	0	0	0	0	0	0	0	0	0	0	0	0	0	.000	.000	.000

	G	GS	CG	ShO	W	L	S	IP	H	R	ER	HR	BB	K	IBB	WP	BK	HB	ERA
Adams, Ace	23	0	0	0	3	1	9	36.3	32	11	9	2	12	17	0	0	0	1	2.23
Black, Don	7	0	0	0	2	0	1	9.3	11	6	6	1	7	4	0	0	0	0	5.79
Butcher, Max	9	9	0	0	2	4	0	57.7	58	26	25	3	18	21	0	0	0	1	3.90
Chandler, Spud	13	13	11	2	7	4	0	112.0	74	31	28	2	29	98	0	2	1	0	2.25
Dietrich, Bill	11	11	2	0	4	3	0	82.7	66	28	28	1	24	25	0	3	0	1	3.05
Fleming, Bill	1	0	0	0	0	0	0	1.0	5	2	2	0	0	3	0	0	0	0	18.00
Johnson, Si	10	7	0	0	4	5	0	45.0	49	22	22	2	13	24	0	0	1	0	4.40
Lanier, Max	11	11	1	0	2	9	0	71.0	86	41	39	0	36	49	1	1	0	1	4.94
Leonard, Dutch	13	0	0	0	1	0	1	24.3	26	12	12	2	2	3	0	0	0	1	4.44
Mungo, Van Lingle	17	0	0	0	1	2	0	25.0	23	12	12	0	13	27	1	0	0	0	4.32
Newhouser, Hal	11	11	1	1	4	3	0	73.0	58	23	22	1	44	89	0	0	2	0	2.71
Rescigno, Xavier	14	0	0	0	0	1	4	17.0	22	7	7	0	3	9	0	0	0	0	3.71

Fargo Phantoms



It was a tough season in the frozen north. There was little difference between the first and second halves of the season: the Phantoms were at the bottom of the pile at the All-Star Break, and had the worst record at the close of business. On offense, Charlie Keller (13 HR, 45 walks, .528 SLG) was the outstanding performer, but had little help from elsewhere in the lineup; Red Barrett (8-6, 3.48, a league-leading 4 shutouts) and Tex Hughson (2.74 ERA, half a run higher than it was with only a few weeks to go in the season: his HR-surrendering tendency finally kicked in) led the pitching staff. Overall, they were a bit of a doormat, but they have hopes for the future.

	G	AB	R	H	RBI	2B	3B	HR	BB	K	IBB	SB	CS	SAC	SF	HBP	DP	E	PB	BA	SA	OBP
Bloodworth, Johnny	40	142	13	24	10	9	1	1	7	23	0	0	0	0	0	0	4	7	0	.169	.268	.208
Crabtree, Estel	36	111	13	32	9	6	0	1	8	10	1	0	0	0	0	0	2	0	0	.288	.369	.336
Ferrell, Rick	23	69	4	22	10	6	0	0	8	6	0	0	0	0	1	1	0	1	1	.319	.406	.397
Gutteridge, Don	41	127	23	35	13	9	4	0	13	17	0	2	3	0	1	0	0	2	0	.276	.409	.343
Haas, Bert	39	156	13	39	7	4	3	0	8	29	0	0	0	0	1	0	2	1	0	.250	.314	.287
Keller, Charlie	62	214	41	57	33	5	6	13	45	31	0	5	3	0	0	0	6	6	0	.266	.528	.394
Keltner, Ken	47	182	14	42	26	10	0	1	7	24	0	1	0	0	4	0	3	0	0	.231	.302	.259
Kreevich, Mike	9	27	3	7	0	1	0	0	5	5	0	1	1	1	0	0	0	0	0	.259	.296	.375
Kuhel, Joe	18	60	6	17	6	3	0	1	7	8	0	1	0	0	1	0	1	1	0	.283	.383	.358
Mancuso, Gus	9	27	1	4	2	1	0	0	1	6	0	0	0	1	1	0	0	0	0	.148	.185	.179
Marion, Marty	60	214	15	53	13	9	2	0	25	26	0	0	0	0	1	0	3	4	0	.248	.308	.326
Mead, Charlie	9	23	2	2	0	0	0	0	2	4	0	0	0	0	0	0	0	1	0	.087	.087	.160
Richards, Paul	37	111	9	18	10	3	0	2	12	15	0	0	0	0	0	0	0	1	0	.162	.243	.244
Ross, Don	9	30	4	9	2	2	0	0	3	2	0	0	0	0	1	0	1	1	0	.300	.367	.364
Walker, Gee	44	176	18	47	19	17	2	1	4	22	0	2	0	0	0	0	0	0	0	.267	.403	.283
Waner, Paul	18	24	0	2	0	0	0	0	2	5	0	0	0	0	0	0	0	1	0	.083	.083	.154
Weatherly, Roy	34	128	11	30	14	1	0	4	6	16	0	0	0	0	2	0	1	0	0	.234	.336	.269
Workman, Chuck	40	113	12	23	7	3	0	0	9	18	0	1	0	0	0	1	2	3	0	.204	.230	.268
Barrett, Red	14	31	2	3	3	0	0	0	1	9	0	0	0	1	2	0	1	0	0	.097	.097	.125
Beggs, Joe	21	0	0	0	0	0	0	0	0	0	0	0	0	0	0	0	0	1	0	.000	.000	.000
Carrasquel, Alex	4	0	0	0	0	0	0	0	0	0	0	0	0	0	0	0	0	0	0	.000	.000	.000
Caster, George	7	1	0	0	0	0	0	0	0	1	0	0	0	0	0	0	0	0	0	.000	.000	.000
Cooper, Mort	14	33	0	2	0	0	0	0	1	9	0	0	0	7	0	0	0	1	0	.061	.061	.088
Haefner, Mickey	10	13	0	3	1	0	1	0	2	4	0	0	0	0	0	0	1	1	0	.231	.385	.333
Hughson, Tex	14	31	1	3	0	0	0	0	1	14	0	0	0	2	0	0	1	0	0	.097	.097	.125
Maltzberger, Gordon	15	0	0	0	0	0	0	0	0	0	0	0	0	0	0	0	0	0	0	.000	.000	.000
Newsom, Bobo	8	0	0	0	0	0	0	0	0	0	0	0	0	0	0	0	0	0	0	.000	.000	.000
Starr, Ray	14	27	1	1	0	0	0	0	3	11	0	0	0	2	1	0	0	1	0	.037	.037	.133
Turner, Johnny	10	0	0	0	0	0	0	0	0	0	0	0	0	0	0	0	0	1	0	.000	.000	.000

	G	GS	CG	ShO	W	L	S	IP	H	R	ER	HR	BB	K	IBB	WP	BK	HB	ERA
Barrett, Red	14	14	5	4	8	6	0	101.0	91	40	39	7	26	32	0	0	0	0	3.48
Beggs, Joe	21	0	0	0	0	2	9	31.3	26	9	6	0	6	9	0	0	0	0	1.72
Carrasquel, Alex	4	0	0	0	0	0	0	6.7	6	2	2	0	0	3	0	0	0	0	2.70
Caster, George	7	0	0	0	0	3	2	10.3	10	10	10	3	7	9	0	0	0	1	8.71
Cooper, Mort	14	14	5	0	3	7	0	110.0	93	45	43	8	34	104	0	1	0	1	3.52
Haefner, Mickey	10	6	3	1	2	4	0	48.7	43	20	15	3	18	31	0	1	0	1	2.77
Hughson, Tex	14	14	5	1	4	7	0	105.0	90	37	32	16	22	45	0	1	0	0	2.74
Maltzberger, Gordon	15	0	0	0	1	1	1	21.3	15	6	5	1	7	21	0	0	0	0	2.11
Newsom, Bobo	8	0	0	0	2	0	0	14.7	16	6	5	0	7	8	0	0	0	0	3.07
Starr, Ray	14	14	1	1	4	8	0	83.3	81	55	45	6	47	6	0	0	0	1	4.86
Turner, Johnny	10	0	0	0	0	0	1	15.0	12	3	3	0	4	3	0	0	0	0	1.80

Fort Smith Rangers



By comparison to Buffalo, Fort Smith was excellent all year long. The offense was fairly relentless, leading the league in hits, and among the leaders in several offensive categories. Babe Herman (.343) was very solid, with Vern Stephens (17 doubles, 6 homers) hitting behind him. Wally Moses hit only .243, but did walk 31 times and led the league with 13 steals. Nick Etten hit .301 in two-thirds of a season.

On the mound, the quartet of Jesse Flores (7-2, 2.14, 83 Ks), Butch Wensloff (6-4, 2.77), Jim Bagby (7-5, 2.87), and Denny Galehouse (6-3, 3.25) got the club into the late innings. The bullpen was more problematic, a situation that became painfully clear during the World Series. After a season on top, they fell to a team they thought they could beat; but down in Fort Smith it's "wait till next year."

	G	AB	R	H	RBI	2B	3B	HR	BB	K	IBB	SB	CS	SAC	SF	HBP	DP	E	PB	BA	SA	OBP
Edwards, Hank	25	44	3	17	7	4	2	1	5	4	0	0	0	0	0	0	0	1	0	.386	.636	.449
Etten, Nick	43	143	15	43	21	8	0	4	17	14	0	0	0	0	3	0	2	6	0	.301	.441	.375
Fox, Pete	49	214	21	52	15	9	3	0	9	23	0	2	3	0	0	0	2	3	0	.243	.313	.274
Garrison, Ford	4	7	1	2	0	0	0	0	2	1	0	0	0	0	0	0	0	0	0	.286	.286	.444
Herman, Babe	62	236	34	81	32	15	1	0	29	20	0	0	0	0	6	0	5	2	0	.343	.415	.415
Johnson, Bob	45	169	31	44	22	11	1	3	25	21	0	0	0	0	2	0	4	2	0	.260	.391	.356
May, Pinky	55	205	14	50	17	9	0	0	21	19	1	1	1	0	1	0	4	2	0	.244	.288	.314
McCullough, Clyde	25	91	10	19	5	0	1	1	9	15	0	1	0	1	0	0	4	3	0	.209	.264	.280
Metkovich, George	17	54	4	15	6	3	0	1	2	10	0	0	0	0	0	0	1	0	0	.278	.389	.304
Moses, Wally	62	255	38	62	15	9	4	3	31	45	0	13	2	8	0	0	2	2	0	.243	.345	.325
Northey, Ron	40	129	9	36	16	10	1	2	9	25	0	0	0	0	0	0	1	5	0	.279	.419	.326
Owen, Mickey	39	143	6	31	9	0	0	0	7	17	0	1	0	0	1	0	2	1	0	.217	.217	.253
Schultz, Howie	17	33	7	10	10	6	0	1	3	5	0	0	1	0	0	0	1	1	0	.303	.576	.361
Stephens, Vern	59	238	35	60	41	17	0	6	18	29	0	0	2	0	3	3	3	6	0	.252	.399	.313
Tabor, Jim	15	32	2	4	4	0	0	1	0	5	0	0	0	0	0	0	0	0	0	.125	.219	.125
Williams, Woody	14	24	1	7	4	0	0	0	2	1	0	0	0	0	1	0	2	0	0	.292	.292	.346
Bagby, Jim	14	38	3	12	8	0	0	0	1	3	0	0	1	2	1	0	0	0	0	.316	.316	.333
Brazle, Al	10	8	2	2	0	0	0	0	0	2	0	0	0	1	0	0	0	0	0	.250	.250	.250
Feldman, Harry	1	0	0	0	0	0	0	0	0	0	0	0	0	0	0	0	0	1	0	.000	.000	.000
Flores, Jesse	12	30	6	6	0	1	1	0	3	0	0	0	0	4	0	0	1	0	0	.200	.300	.273
Galehouse, Denny	11	28	1	5	1	0	0	0	1	8	0	0	1	0	0	1	1	0	0	.179	.179	.207
Gerheuser, Al	8	0	0	0	0	0	0	0	0	0	0	0	0	0	0	0	0	0	0	.000	.000	.000
Gumbert, Harry	8	2	0	0	0	0	0	0	0	0	0	0	0	0	0	0	1	0	0	.000	.000	.000
O'Neill, Emmett	3	0	0	0	0	0	0	0	0	0	0	0	0	0	0	0	0	0	0	.000	.000	.000
Potter, Nelson	17	16	2	2	0	0	0	0	2	3	0	0	0	0	0	1	0	0	0	.125	.125	.222
Prim, Ray	10	3	0	0	0	0	0	0	0	2	0	0	0	0	0	0	0	0	0	.000	.000	.000
Ross, Buck	10	1	0	0	0	0	0	0	0	0	0	0	0	0	0	0	1	0	0	.000	.000	.000
Salveson, Jack	4	0	0	0	0	0	0	0	0	0	0	0	0	0	0	0	0	0	0	.000	.000	.000
Wensloff, Butch	12	26	1	1	0	1	0	0	4	8	0	0	2	0	0	0	1	0	0	.038	.077	.167
Wittig, Johnnie	8	0	0	0	0	0	0	0	0	0	0	0	0	0	0	0	1	0	0	.000	.000	.000

	G	GS	CG	ShO	W	L	S	IP	H	R	ER	HR	BB	K	IBB	WP	BK	HB	ERA
Bagby, Jim	14	14	6	0	7	5	0	109.7	92	40	35	2	37	27	0	0	0	0	2.87
Brazle, Al	10	4	1	1	1	2	2	39.7	34	12	12	0	8	18	0	0	0	0	2.72
Feldman, Harry	1	0	0	0	0	0	0	1.0	0	0	0	0	0	1	0	0	0	0	0.00
Flores, Jesse	12	12	4	2	7	2	0	96.7	76	25	23	3	41	83	0	0	0	0	2.14
Galehouse, Denny	11	11	3	2	6	3	0	80.3	75	35	29	2	26	60	0	1	1	1	3.25
Gerheuser, Al	8	0	0	0	2	0	1	13.0	16	8	8	1	6	10	0	0	0	0	5.54
Gumbert, Harry	8	1	0	0	1	1	0	19.3	15	8	7	1	5	10	0	0	0	0	3.26
O'Neill, Emmett	3	0	0	0	0	0	1	4.0	2	1	0	0	1	1	0	1	0	0	0.00
Potter, Nelson	17	6	3	1	3	5	6	61.7	49	19	18	4	19	34	0	0	0	1	2.63
Prim, Ray	10	2	0	0	2	1	1	23.7	29	15	13	0	5	13	0	0	0	0	4.94
Ross, Buck	10	0	0	0	1	0	0	16.3	26	14	14	1	6	5	0	0	0	1	7.71
Salveson, Jack	4	0	0	0	1	0	0	5.3	11	9	9	0	6	1	0	0	0	0	15.19
Wensloff, Butch	12	12	4	2	6	4	0	91.0	74	32	28	3	25	56	0	0	0	1	2.77
Wittig, Johnnie	8	0	0	0	1	1	5	9.7	5	1	1	0	1	1	0	0	0	0	0.93

Indianapolis Aces



Indianapolis had an interesting year, enduring a dismal first half before surging after the break. The team had some solid hitters and some effective pitchers, but not enough of each; Bob Elliott (.300, 16 doubles, 5 steals), Frank McCormick (.305, 18 doubles) and Harry “the Hat” Walker (.286, 18 doubles) led the offense, and the pitching staff was led by wild and wonderful Johnny Vander Meer (8-3, 3.43, 67 walks and 163 strikeouts in 111 innings – both tops in the league). Johnny Murphy (12 saves, 0.77 ERA) was great when the team had a lead. Ultimately they fell just short at the end, despite a final-series sweep.

	G	AB	R	H	RBI	2B	3B	HR	BB	K	IBB	SB	CS	SAC	SF	HBP	DP	E	PB	BA	SA	OBP
Culberson, Leon	36	125	11	22	6	11	0	1	7	26	0	1	0	0	0	0	2	3	0	.176	.288	.220
Dallesandro, Nick	8	9	0	1	0	0	0	0	4	0	0	0	0	0	0	0	0	0	0	.111	.111	.385
Elliott, Bob	60	233	43	70	24	16	5	3	25	15	0	5	1	0	2	0	7	9	0	.300	.451	.368
Gordon, Sid	35	105	10	29	17	2	2	3	5	11	0	0	0	2	1	0	3	1	0	.276	.419	.309
Holmes, Tommy	62	238	27	46	15	9	4	1	26	24	0	1	2	1	4	0	5	6	0	.193	.277	.273
Livingston, Mickey	25	80	5	16	10	3	2	0	8	14	0	0	0	0	0	0	2	3	0	.200	.288	.273
Lopez, Al	41	147	7	33	11	2	2	0	12	19	0	0	0	0	1	0	1	0	0	.224	.265	.283
McCormick, Frank	48	190	23	58	23	18	0	1	12	7	1	0	0	0	1	0	4	0	0	.305	.416	.347
Metheny, Bud	34	86	9	21	9	5	0	3	6	4	0	0	0	0	0	0	3	0	0	.244	.407	.293
Murtaugh, Danny	49	177	15	50	21	10	1	0	17	15	0	1	2	1	2	0	2	5	0	.282	.350	.345
Newsome, Skeeter	30	75	7	15	5	5	1	0	7	9	1	1	0	1	1	1	2	2	0	.200	.293	.277
Pafko, Andy	7	19	4	7	3	1	0	0	2	1	0	0	0	0	0	0	0	0	0	.368	.421	.429
Seerey, Pat	5	5	0	1	1	0	0	0	0	2	0	0	0	0	0	0	0	0	0	.200	.200	.200
Seminick, Andy	3	4	0	1	1	0	0	0	1	1	0	0	0	0	0	0	0	1	0	.250	.250	.400
Stirnweiss, Snuffy	32	102	7	20	10	4	0	0	19	20	0	0	0	1	2	0	1	7	0	.196	.235	.322
Walker, Harry	62	255	24	73	37	18	4	2	10	23	0	2	3	0	3	0	5	4	0	.286	.412	.313
Wasdell, Jim	35	102	15	34	8	5	1	0	7	11	0	1	0	0	0	1	2	1	0	.333	.402	.382
Zarilla, Al	10	28	4	7	4	0	0	1	1	3	0	0	0	0	0	0	0	0	0	.250	.357	.276

Allen, Johnny	11	0	0	0	0	0	0	0	0	0	0	0	0	0	0	0	0	0	0	.000	.000	.000
Brandt, Bill	10	0	0	0	0	0	0	0	0	0	0	0	0	0	0	0	0	0	0	.000	.000	.000
Brecheen, Harry	12	13	0	1	2	1	0	0	0	2	0	0	0	0	0	0	0	0	0	.077	.154	.077
Bridges, Tommy	9	16	1	2	0	0	0	0	4	7	0	0	0	3	0	0	0	0	0	.125	.125	.300
Harder, Mel	15	0	0	0	0	0	0	0	0	0	0	0	0	0	0	0	0	0	0	.000	.000	.000
Henshaw, Roy	4	0	0	0	0	0	0	0	0	0	0	0	0	0	0	0	0	0	0	.000	.000	.000
Humphries, Johnny	10	20	0	5	0	1	0	0	1	9	0	0	0	3	0	0	0	0	0	.250	.300	.286
Kraus, Jack	16	20	1	0	1	0	0	0	1	9	0	0	0	2	1	0	1	0	0	.000	.000	.048
Murphy, Johnny	20	2	0	0	0	0	0	0	0	0	0	0	0	0	0	0	0	0	0	.000	.000	.000
Russo, Marius	13	0	0	0	0	0	0	0	0	0	0	0	0	0	0	0	0	0	0	.000	.000	.000
Trucks, Virgil	14	26	1	3	0	0	0	0	2	4	0	0	0	1	0	0	0	0	0	.115	.115	.179
Vander Meer, John	15	30	3	2	0	0	0	0	4	12	0	0	0	8	0	0	0	0	0	.067	.067	.176

	G	GS	CG	ShO	W	L	S	IP	H	R	ER	HR	BB	K	IBB	WP	BK	HB	ERA
Allen, Johnny	11	0	0	0	0	1	0	15.7	21	14	14	2	13	22	0	0	0	0	8.04
Brandt, Bill	10	0	0	0	1	0	1	11.7	15	8	8	0	6	1	0	0	0	0	6.17
Brecheen, Harry	12	5	1	0	2	3	4	46.3	45	15	14	1	12	37	1	0	0	0	2.72
Bridges, Tommy	9	9	1	1	1	6	0	65.7	64	34	30	5	23	86	0	1	0	0	4.11
Harder, Mel	15	0	0	0	1	2	1	21.3	25	12	12	1	8	12	0	0	0	1	5.06
Henshaw, Roy	4	0	0	0	0	0	1	3.7	4	1	1	0	1	1	0	0	0	0	2.45
Humphries, Johnny	10	10	2	1	4	4	0	72.3	64	27	26	3	16	22	0	0	0	1	3.24
Kraus, Jack	16	11	1	1	7	3	1	79.7	65	29	26	1	30	19	0	0	0	0	2.94
Murphy, Johnny	20	0	0	0	1	1	12	23.3	12	2	2	0	8	7	0	0	0	0	0.77
Russo, Marius	13	0	0	0	2	2	1	21.7	24	10	10	1	8	14	0	0	0	1	4.15
Trucks, Virgil	14	12	0	0	6	4	0	83.3	84	40	36	5	18	83	0	0	0	0	3.89
Vander Meer, John	15	15	4	2	8	3	0	118.0	111	45	45	3	67	163	0	0	0	1	3.43

Louisville Colonels



The Colonels, at midseason, were firmly in contention, with a strong contingent of pitchers and some outstanding hitters. Unfortunately, it fell apart in the second half. Mel Ott had 38 walks, but ultimately only 23 hits, and never delivered power (.278 SA). Bill Nicholson hit 8 homers and walked 35 times, and Lou Klein had 9 triples; Walker Cooper hit 6 homers and slugged .472; Mickey Vernon had 23 doubles. On the pitching side, Jim Riddle (6-6, 3.24), Oscar Judd (5-3, 3.30) and Al Javery (4-7, 4.33) all declined during the second half, though Dizzy Trout (6-3, 1.93) was good all year. Mike Naymick (16 saves, 1.80 ERA) was overall the best reliever in the league.

The club fell short of its hopes, but has 1944 to look forward to.

	G	AB	R	H	RBI	2B	3B	HR	BB	K	IBB	SB	CS	SAC	SF	HBP	DP	E	PB	BA	SA	OBP
Cooper, Walker	47	197	14	58	29	15	1	6	3	20	0	0	0	0	1	0	3	0	1	.294	.472	.305
Coscarart, Pete	19	49	2	12	6	0	1	0	4	16	0	0	0	0	1	0	0	1	0	.245	.286	.302
Estalella, Bobby	16	34	3	11	4	1	0	1	3	2	0	0	0	0	0	0	3	0	0	.324	.441	.378
Gustine, Frank	29	76	13	23	7	5	0	0	7	8	0	2	0	1	1	0	0	1	0	.303	.368	.361
Higgins, Pinky	53	177	15	42	18	8	0	3	22	24	0	0	0	0	2	0	4	5	0	.237	.333	.322
Hoover, Joe	45	148	12	29	13	4	0	1	6	31	0	0	0	0	3	0	6	5	0	.196	.243	.227
Jurges, Billy	19	23	3	6	3	2	0	0	4	5	0	0	0	1	0	0	1	1	0	.261	.348	.370
Klein, Lou	57	238	29	62	15	9	9	1	13	42	0	3	2	0	0	0	2	3	0	.261	.387	.299
Moore, Gene	27	100	14	31	14	11	2	0	7	15	0	0	0	0	1	0	0	1	0	.310	.460	.355
Nicholson, Bill	62	220	20	52	38	14	2	8	35	45	1	0	0	0	6	2	8	3	0	.236	.427	.346
Ott, Mel	47	151	20	23	14	3	2	4	38	33	0	2	1	0	3	1	2	3	0	.152	.278	.326
Partee, Roy	18	43	4	9	1	2	0	0	8	9	0	0	0	0	0	1	1	0	0	.209	.256	.346
Peacock, Johnny	4	10	2	2	1	0	0	0	3	1	0	0	0	0	0	0	0	0	0	.200	.200	.385
Stainback, Tuck	31	108	14	23	8	6	1	0	3	15	0	0	0	0	0	0	2	1	0	.213	.287	.234
Vernon, Mickey	62	250	30	66	29	23	2	5	14	44	0	3	1	0	6	4	3	1	0	.264	.432	.313
White, Jo-Jo	31	91	7	18	5	1	0	0	13	11	0	0	1	0	0	0	2	0	0	.198	.209	.298
Wood, Joe	18	23	4	7	6	0	0	1	1	5	0	0	0	0	1	0	0	0	0	.304	.435	.333
Dobson, Joe	12	17	1	3	1	0	0	0	2	8	0	0	0	3	0	0	0	0	0	.176	.176	.263
Gornicki, Hank	8	0	0	0	0	0	0	0	0	0	0	0	0	0	0	0	0	0	0	.000	.000	.000
Head, Ed	17	4	1	3	1	0	0	0	0	0	0	0	0	0	0	0	0	2	0	.750	.750	.750
Javery, Al	15	35	4	4	1	2	0	0	0	9	0	0	0	3	0	0	1	0	0	.114	.171	.114
Judd, Oscar	9	15	4	6	0	1	0	0	2	1	0	0	0	7	0	0	0	1	0	.400	.467	.471
Kimball, Newt	20	0	0	0	0	0	0	0	0	0	0	0	0	0	0	0	0	0	0	.000	.000	.000
Melton, Rube	15	0	0	0	0	0	0	0	0	0	0	0	0	0	0	0	0	0	0	.000	.000	.000
Naymick, Mike	18	0	0	0	0	0	0	0	0	0	0	0	0	0	0	0	0	1	0	.000	.000	.000
Ostermueller, Fritz	6	0	0	0	0	0	0	0	0	0	0	0	0	0	0	0	0	0	0	.000	.000	.000
Riddle, Jim	14	29	3	5	0	1	0	0	2	6	0	0	0	3	0	0	2	0	0	.172	.207	.226
Swift, Bob	5	0	0	0	0	0	0	0	0	0	0	0	0	0	0	0	0	0	0	.000	.000	.000
Trout, Dizzy	13	28	5	6	0	1	0	0	0	5	0	1	0	5	0	0	0	0	0	.214	.250	.214
Poat, Ray	5	0	0	0	0	0	0	0	0	0	0	0	0	0	0	0	0	0	0	.000	.000	.000
Woods, Pinky	2	0	0	0	0	0	0	0	0	0	0	0	0	0	0	0	0	0	0	.000	.000	.000

	G	GS	CG	ShO	W	L	S	IP	H	R	ER	HR	BB	K	IBB	WP	BK	HB	ERA
Dobson, Joe	12	9	0	0	4	5	2	61.3	67	36	31	2	23	35	0	1	0	0	4.55
Gornicki, Hank	8	0	0	0	0	0	0	10.7	13	6	6	0	5	5	0	0	0	0	5.06
Head, Ed	17	2	0	0	2	1	0	31.3	36	19	19	2	14	14	0	0	0	0	5.46
Javery, Al	15	15	2	0	4	7	0	106.0	99	53	51	5	37	82	0	1	0	1	4.33
Judd, Oscar	9	9	0	0	5	3	0	60.0	59	26	22	1	21	17	0	0	0	0	3.30
Kimball, Newt	20	0	0	0	2	4	3	22.3	20	8	7	0	8	11	1	0	0	1	2.82
Melton, Rube	15	0	0	0	0	0	0	24.3	12	3	3	0	9	17	0	0	0	0	1.11
Naymick, Mike	18	0	0	0	1	0	16	20.0	11	4	4	0	11	12	0	0	0	1	1.80
Ostermueller, Fritz	6	0	0	0	0	0	0	5.3	7	4	4	0	4	3	0	0	0	0	6.75
Poat, Ray	5	0	0	0	1	0	0	4.7	1	1	1	1	3	4	0	0	0	0	3.54
Riddle, Jim	14	14	2	1	6	6	0	101.7	92	43	40	4	42	30	0	0	0	1	3.24
Swift, Bob	5	0	0	0	1	1	1	8.3	6	3	3	0	7	4	0	0	0	0	2.64
Trout, Dizzy	13	13	2	0	6	3	0	95.3	80	32	28	2	26	43	0	1	0	0	1.93
Woods, Pinky	2	0	0	0	0	0	0	3.0	3	0	0	0	0	0	0	0	0	0	0.00

Martinsburg Mountaineers



After a difficult first half, the Mountaineers put it together, going 18-13 and nearly reaching the .500 mark at the close of the season. They were led by all-around hitter Arky Vaughan, who hit .287 and stole 7 bases; he led the team with 34 RBI and 19 doubles (five Martinsburg hitters had double figures). Johnny Lindell was only an average hitter after being an All-Star, but did contribute 8 triples. Phil Cavaretta and Lonnie Frey were on base a great deal.

On the pitching side, Martinsburg's surge was led by Schoolboy Rowe (9-3, 3.45, 4 CG), who became the ace of the staff in the second half. Whistlin' Jake Wade had 8 saves, and became a starter at the end of the season, contributing 2 complete games. Bill Bonham (3.15 ERA), Wally Hebert (2.94), and Al Smith (2.73, 3 CG, 3 shutouts) were very capable as well.

	G	AB	R	H	RBI	2B	3B	HR	BB	K	IBB	SB	CS	SAC	SF	HBP	DP	E	PB	BA	SA	OBP
Bordagaray, Frenchy	37	104	9	27	19	7	0	0	9	10	0	0	0	0	2	1	0	0	0	.260	.327	.325
Cavaretta, Phil	62	217	19	54	32	11	1	1	35	24	0	1	2	0	4	1	2	5	0	.249	.323	.356
Cuccinello, Tony	21	42	1	4	1	2	0	0	1	9	0	0	0	0	0	0	0	1	0	.095	.143	.116
Desautels, Red	23	72	1	10	2	2	0	0	4	11	0	1	0	1	0	1	4	0	0	.139	.167	.195
Frey, Lonnie	62	243	37	61	14	8	5	1	28	44	0	3	2	9	2	0	2	2	0	.251	.337	.328
Hodgin, Ralph	45	182	25	54	24	17	4	0	9	16	0	0	1	0	1	1	1	2	0	.297	.434	.333
Lindell, Johnny	49	174	18	41	9	9	8	0	17	29	0	0	0	0	2	0	5	5	0	.236	.379	.304
O'Brien, Tommy	41	90	9	21	8	3	4	1	7	16	0	0	0	0	0	0	4	3	0	.233	.389	.289
O'Dea, Ken	27	92	6	22	11	3	1	1	8	13	0	0	0	0	1	0	2	2	1	.239	.326	.300
Rubeling, Al	18	47	2	8	7	3	2	0	1	9	0	0	0	0	0	0	1	0	0	.170	.319	.188
Ryan, Connie	14	27	2	2	2	0	0	1	0	6	0	0	0	2	0	0	1	1	0	.074	.185	.074
Turner, Tom	20	66	6	15	9	4	0	2	0	8	0	0	0	0	1	0	0	1	1	.227	.379	.227
Van Robays, Maurice	28	90	11	24	12	12	3	0	9	8	0	0	0	0	0	0	1	2	0	.267	.467	.333
Vaughan, Arky	62	261	42	75	34	16	1	3	15	17	0	7	2	0	4	1	1	2	0	.287	.391	.329
Walker, Dixie	62	248	26	65	34	19	3	0	13	27	0	0	1	0	1	2	3	0	0	.262	.363	.304
Outlaw, Jimmy	9	32	2	7	1	0	0	0	2	5	0	0	0	0	1	0	1	0	0	.219	.219	.265

Bonham, Bill	11	21	2	5	3	1	0	0	1	4	0	0	0	3	0	0	0	0	0	.238	.286	.273
Burrows, John	15	0	0	0	0	0	0	0	0	0	0	0	0	0	0	0	0	1	0	.000	.000	.000
Davis, Curt	1	0	0	0	0	0	0	0	0	0	0	0	0	0	0	0	0	0	0	.000	.000	.000
Derringer, Paul	9	7	1	1	0	0	0	0	1	0	0	0	0	0	0	0	1	0	0	.143	.143	.143
Fuchs, Charlie	12	0	0	0	0	0	0	0	0	0	0	0	0	0	0	0	0	0	0	.000	.000	.000
Haynes, Joe	12	0	0	0	0	0	0	0	0	0	0	0	1	0	0	0	0	0	0	.000	.000	.000
Hebert, Wally	11	20	5	7	1	2	0	0	2	4	0	0	0	5	0	0	1	0	0	.350	.450	.409
Heusser, Ed	11	0	0	0	0	0	0	0	0	0	0	0	0	0	0	0	0	0	0	.000	.000	.000
Karl, Andy	1	0	0	0	0	0	0	0	0	0	0	0	0	0	0	0	0	0	0	.000	.000	.000
Rowe, Schoolboy	16	34	10	14	5	3	0	3	5	3	0	0	0	1	0	0	0	0	0	.412	.765	.487
Ryba, Mike	17	0	0	0	0	0	0	0	0	0	0	0	0	0	0	0	1	0	0	.000	.000	.000
Smith, Al	12	20	5	6	1	1	0	0	4	4	0	0	0	6	0	0	0	1	0	.300	.350	.417
Wade, Jake	16	7	1	0	0	0	0	0	2	4	0	0	0	1	0	0	0	0	0	.000	.000	.222
White, Hal	13	20	1	0	0	0	0	0	2	10	0	0	0	1	0	0	0	0	0	.000	.000	.091

	G	GS	CG	ShO	W	L	S	IP	H	R	ER	HR	BB	K	IBB	WP	BK	HB	ERA
Bonham, Bill	11	11	3	2	4	4	0	80.0	65	35	28	6	18	27	0	0	0	1	3.15
Burrows, John	15	0	0	0	0	4	0	13.3	20	17	15	1	10	10	0	0	0	0	10.13
Davis, Curt	1	0	0	0	0	0	0	2.0	1	2	2	0	2	1	0	0	0	0	9.00
Derringer, Paul	9	3	0	0	1	1	0	29.3	18	10	10	0	7	19	0	0	0	1	3.07
Fuchs, Charlie	12	0	0	0	2	0	2	21.0	21	6	6	1	6	6	0	0	0	1	2.57
Haynes, Joe	12	0	0	0	1	2	1	16.0	16	8	7	1	6	3	0	0	0	0	3.94
Hebert, Wally	11	10	2	2	4	0	0	70.3	66	23	23	1	16	7	0	0	0	0	2.94
Heusser, Ed	11	0	0	0	1	2	1	14.0	17	8	8	1	3	5	0	0	0	0	5.14
Karl, Andy	1	0	0	0	0	0	0	1.0	1	0	0	0	0	1	0	0	0	0	0.00
Rowe, Schoolboy	16	11	4	0	9	3	0	94.0	90	37	36	6	21	27	0	2	0	1	3.45
Ryba, Mike	17	0	0	0	0	4	1	20.7	21	15	14	1	26	5	2	1	0	0	6.10
Smith, Al	12	12	3	3	4	3	0	85.7	71	31	26	7	27	44	0	0	0	0	2.73
Wade, Jake	16	3	2	0	2	2	8	39.3	27	11	11	2	17	39	1	1	0	0	2.52
White, Hal	13	12	0	0	1	8	1	71.7	68	36	35	2	34	19	0	0	0	1	4.40

Omaha Comets



For Omaha, it all broke in the right direction, though their play was indifferent in the second half. At the All-Star break they were a game behind Providence – who would ultimately finish two games behind: but that was more due to a drop by the Grays than a surge by the Comets.

Still, there were plenty of high notes. Luke Appling (.327, 14 doubles, 40 walks, 8 steals) was a dynamic leadoff hitter; Bill Dickey (.374 in half a season) was great when available; similarly Roy Cullenbine (.339 in half a season) was very capable. Vince DiMaggio wasn't much for average but was a power source (9 HR, though he did strike out a league-leading 63 times). On the mound Hi Bithorn (7-1, 1.92, 4 CG, 4 shutouts) was the staff ace, with Johnny Tobin (7-4, 3.23, 6 CG, 2 shutouts) was a capable #2. Mace Brown led the league with 17 saves, though he was sometimes unreliable – as he proved in the first game of the World Series. But he was the “go-to” guy all season. In the end they took Fort Smith, a team that had won three more games, in six. So – no complaints.

	G	AB	R	H	RBI	2B	3B	HR	BB	K	IBB	SB	CS	SAC	SF	HBP	DP	E	PB	BA	SA	OBP
Appling, Luke	62	248	54	81	19	14	0	2	40	17	0	8	3	0	5	0	7	7	0	.327	.407	.420
Christman, Mark	32	106	12	26	14	3	2	1	4	11	0	0	0	0	2	0	2	1	0	.245	.340	.273
Clift, Harlond	43	150	23	38	21	8	2	1	28	15	0	0	2	0	1	0	3	1	0	.253	.353	.371
Cullenbine, Roy	39	112	23	38	21	4	1	2	27	19	0	0	0	0	0	0	3	2	0	.339	.446	.468
Dickey, Bill	33	131	20	49	26	15	0	1	13	11	0	0	0	0	2	0	4	1	0	.374	.511	.431
DiMaggio, Vince	60	251	32	54	39	13	0	9	24	63	0	3	2	0	2	0	4	4	0	.215	.375	.284
Goodman, Ival	29	114	19	32	16	6	3	1	11	13	0	0	0	0	1	0	2	2	0	.281	.412	.344
Laabs, Chet	37	118	14	23	15	3	0	4	14	26	0	0	1	0	0	1	5	0	0	.195	.322	.286
Litwhiler, Dan	44	165	27	39	22	8	0	5	20	28	0	0	3	0	3	1	6	1	0	.236	.376	.323
McCarthy, Johnny	30	132	16	43	20	8	3	1	3	20	0	0	0	0	1	0	4	1	0	.326	.455	.341
Myatt, George	10	23	3	7	3	3	0	0	5	4	0	1	0	0	0	0	0	0	0	.304	.435	.429
Olmo, Luis	24	37	5	10	3	1	0	1	1	9	0	0	0	0	0	0	1	0	0	.270	.378	.289
Powell, Jake	10	21	0	3	2	0	1	0	0	2	0	0	0	0	0	1	0	0	0	.143	.238	.182
Peters, Rusty	2	4	0	1	0	0	0	0	1	1	0	0	0	0	0	0	0	0	0	.250	.250	.400
Priddy, Jerry	54	190	19	40	18	10	1	1	24	31	0	1	0	0	1	0	13	5	0	.211	.289	.299
Sanders, Ray	16	54	4	13	11	1	2	1	3	9	0	0	0	0	1	0	0	1	0	.241	.389	.281
Stewart, Gabby	4	4	1	0	0	0	0	0	0	1	0	0	0	0	0	0	0	0	0	.000	.000	.000
Wagner, Hal	29	101	7	23	17	7	1	0	11	19	0	0	0	0	0	0	2	1	3	.228	.317	.304
Webb, Skeeter	10	14	1	3	2	1	0	0	1	1	0	0	0	0	0	0	0	0	0	.214	.286	.267

Arntzen, Orie	9	14	1	0	0	0	0	0	0	5	0	0	0	2	0	0	0	0	0	.000	.000	.000
Barrett, Dick	12	24	2	6	1	0	0	0	1	3	0	0	0	1	0	0	0	0	0	.250	.250	.280
Bithorn, Hi	13	37	3	7	2	1	0	0	2	6	0	0	0	1	0	0	0	1	0	.189	.216	.231
Brown, Mace	26	1	0	0	0	0	0	0	0	1	0	0	0	0	0	0	0	1	0	.000	.000	.000
Heving, Joe	16	0	0	0	0	0	0	0	0	0	0	0	0	0	0	0	0	0	0	.000	.000	.000
Higbe, Kirby	11	3	0	0	0	0	0	0	0	1	0	0	0	0	0	0	0	0	0	.000	.000	.000
Shoun, Clyde	20	0	0	0	0	0	0	0	0	0	0	0	0	0	0	0	0	0	0	.000	.000	.000
Tobin, Johnny	13	32	4	6	2	2	0	0	2	5	0	0	0	3	1	0	1	0	0	.188	.250	.235
Walters, Bucky	14	34	5	13	5	2	0	1	3	4	0	0	0	5	0	0	1	1	0	.382	.529	.432
Warneke, Lon	6	0	0	0	0	0	0	0	0	0	0	0	0	0	0	0	0	0	0	.000	.000	.000
Zuber, George	8	0	0	0	0	0	0	0	0	0	0	0	0	0	0	0	0	0	0	.000	.000	.000

	G	GS	CG	ShO	W	L	S	IP	H	R	ER	HR	BB	K	IBB	WP	BK	HB	ERA
Arntzen, Orie	9	9	0	0	1	8	0	49.7	65	42	38	1	28	23	0	0	0	0	6.89
Barrett, Dick	12	12	0	0	6	4	0	78.0	73	36	33	4	36	46	0	0	0	0	3.81
Bithorn, Hi	13	13	4	4	7	1	0	98.7	70	22	21	3	31	47	0	0	0	0	1.92
Brown, Mace	26	0	0	0	1	2	17	34.0	32	15	13	0	9	21	0	0	0	0	3.44
Heving, Joe	16	0	0	0	3	1	0	23.3	22	10	7	0	13	20	0	1	0	1	2.70
Higbe, Kirby	11	0	0	0	1	0	0	18.3	21	7	7	0	9	22	0	0	0	0	3.44
Shoun, Clyde	20	0	0	0	2	2	0	34.7	38	16	16	0	16	17	2	0	0	0	4.15
Tobin, Johnny	13	13	6	2	7	4	0	100.3	89	38	36	10	30	7	0	0	0	1	3.23
Walters, Bucky	14	14	3	1	5	5	0	95.0	94	44	40	3	46	44	0	1	0	2	3.79
Warneke, Lon	6	1	1	0	1	0	0	17.0	12	4	4	1	7	6	0	0	0	0	2.12
Zuber, Bill	8	0	0	0	0	1	0	9.0	12	8	8	1	8	3	0	0	0	0	8.00

Providence Grays



In order to win, you have to deliver. At the All-Star Break, Providence had the best record in the league, the best hitter in the league (Stan Musial), and the best starter (Ivy Andrews). The middle of the Grays' order – Musial, Dahlgren, Gordon, Spence, Early – produced regularly, putting wins on the board.

Then came the second half. Any kind of decent performance would have buried the rest of the division in the dust. Instead, everyone – including Musial – stopped hitting; most of the pitchers, other than Andrews and Ed Hanyzewski, underperformed, and the team dropped 19 of 31 games. Around Series 14 Omaha surged past, and while they stumbled down the stretch, Providence stumbled more, finally finishing 2 games out.

It wasn't a total loss. Stan Musial was phenomenal (.351-6-37, 8 triples, 25 doubles, 36 walks); Gordon walked 46 times, Hack 43 times; Jake Early hit .335 in part time use. Andrews was great (9-2, 2.81); Hank Borowy struck out 81 and had a 3.30 ERA. They'll be gunning to come back in '44.

	G	AB	R	H	RBI	2B	3B	HR	BB	K	IBB	SB	CS	SAC	SF	HBP	DP	E	PB	BA	SA	OBP
Byrnes, Milt	24	44	5	14	5	5	0	0	7	7	0	0	0	0	0	0	2	0	0	.318	.432	.412
Case, George	60	258	34	61	19	15	1	0	21	28	0	7	0	3	1	0	7	5	0	.236	.302	.294
Chartak, Michael	10	29	5	8	6	2	0	2	3	7	0	0	0	0	0	0	1	1	0	.276	.552	.344
Culler, Dick	20	49	2	10	6	1	1	0	2	10	0	0	0	0	2	0	0	2	0	.204	.265	.235
Dahlgren, Babe	53	222	29	48	18	3	0	3	19	31	1	0	0	0	0	0	3	2	0	.216	.270	.278
Early, Jake	43	167	25	56	28	11	1	2	11	22	1	2	0	0	0	2	3	3	5	.335	.449	.383
Gordon, Joe	62	227	29	49	30	8	6	5	46	48	0	0	0	0	4	0	4	0	0	.216	.370	.348
Hack, Stan	56	192	22	50	29	13	0	0	43	25	0	3	0	0	2	0	2	1	0	.260	.328	.396
Hall, Irv	50	182	16	41	20	3	0	0	7	22	0	2	0	0	5	2	7	6	0	.225	.242	.262
Lupien, Tony	30	68	6	14	6	2	2	0	4	8	0	1	2	0	1	0	2	0	0	.206	.294	.250
Marshall, Max	9	14	2	4	1	0	0	0	0	4	0	1	0	0	0	0	0	0	0	.286	.286	.286
Masi, Phil	21	63	2	10	9	1	0	0	8	11	0	1	0	0	1	0	2	0	0	.159	.175	.254
Musial, Stan	62	239	49	84	37	25	8	6	36	16	0	2	1	0	5	0	4	1	0	.351	.598	.436
Nieman, Roy	1	1	0	1	0	0	1	0	0	0	0	0	0	0	0	0	0	0	0	1.000	3.000	1.000
Spence, Stan	47	166	30	46	29	9	3	5	33	29	0	1	0	0	5	2	2	0	0	.277	.458	.403
Swift, Bob	2	9	0	2	2	1	0	0	0	1	0	0	0	0	0	0	0	0	0	.222	.333	.222
Wakefield, Dick	28	32	3	10	6	3	0	1	2	6	0	0	0	0	0	0	0	0	0	.313	.500	.353
Welaj, Johnny	9	10	2	4	1	2	0	0	0	3	0	2	0	0	0	0	1	0	0	.400	.600	.400
Andrews, Ivy	15	33	4	8	1	2	0	0	3	3	0	0	0	10	0	0	0	0	0	.242	.303	.306
Borowy, Hank	14	29	1	4	2	2	1	0	1	8	0	0	0	4	0	0	1	0	0	.138	.276	.167
Center, Pete	17	0	0	0	0	0	0	0	0	0	0	0	0	0	0	0	0	1	0	.000	.000	.000
Hanyzewski, Ed	17	11	0	1	0	0	0	0	0	2	0	0	0	2	0	0	0	2	0	.091	.091	.091
Klinger, Bob	14	20	3	6	1	0	0	0	1	3	0	0	0	5	0	0	1	0	0	.300	.300	.333
Lee, Thornton	6	1	0	0	0	0	0	0	0	0	0	0	0	0	0	0	0	0	0	.000	.000	.000
Pyle, Ewald	9	0	0	0	0	0	0	0	0	0	0	0	0	0	0	0	0	1	0	.000	.000	.000
Webber, Les	17	0	0	0	0	0	0	0	0	0	0	0	0	0	0	0	0	1	0	.000	.000	.000
White, Hal	8	0	0	0	0	0	0	0	0	0	0	0	0	0	0	0	0	0	0	.000	.000	.000
Wolff, Roger	20	0	0	0	0	0	0	0	0	0	0	0	0	0	0	0	0	0	0	.000	.000	.000
Wynn, Early	14	36	3	14	3	3	0	0	0	3	0	0	0	2	0	0	0	0	0	.389	.472	.389
Wyse, Hank	5	8	0	0	0	0	0	0	0	5	0	0	0	0	0	0	0	0	0	.000	.000	.000

	G	GS	CG	ShO	W	L	S	IP	H	R	ER	HR	BB	K	IBB	WP	BK	HB	ERA
Andrews, Ivy	15	15	3	1	9	2	0	118.7	113	37	37	6	30	26	0	2	1	2	2.81
Borowy, Hank	14	13	5	2	6	7	0	95.3	88	37	35	8	31	81	0	0	0	1	3.30
Center, Pete	17	0	0	0	2	3	4	18.7	22	15	14	1	3	2	0	1	0	1	6.75
Hanyzewski, Ed	17	5	1	1	2	2	7	45.7	32	13	6	1	14	20	0	0	0	0	1.18
Klinger, Bob	14	11	1	1	4	2	1	73.0	70	38	36	2	28	35	0	1	0	1	4.44
Lee, Thornton	6	1	0	0	0	1	0	11.0	21	10	10	0	5	1	0	0	0	1	8.18
Pyle, Ewald	9	0	0	0	1	0	0	12.7	17	6	6	0	5	1	0	0	0	0	4.26
Webber, Les	17	0	0	0	0	1	1	22.7	16	3	3	0	12	4	0	0	0	0	1.19
White, Ernie	8	0	0	0	1	2	1	8.7	9	4	3	0	4	4	0	0	0	0	3.12
Wolff, Roger	20	0	0	0	1	1	4	25.7	23	9	9	1	8	15	0	0	0	0	3.16
Wynn, Early	14	14	4	0	5	9	0	98.7	98	48	43	8	32	42	0	0	0	3	3.92
Wyse, Hank	5	3	0	0	1	0	1	24.3	24	9	5	0	5	6	0	0	0	0	1.85

Saint Paul Saints



There were some high points, especially in the first half. St. Paul could hit, at least in part; there was power, but not enough; the starters were pretty solid, but the bullpen was porous, with a number of pitchers swapping between the rotation and the bullpen. After the All-Star Break, the team got knocked around, going from a middling team to the second-worst record in the league.

The best overall hitter was Elbie Fletcher (.288, 15 doubles, 27 walks). Early in the season Jeff Heath was the best power source, but over the season it was Coaker Triplett (11 HR). Steve Mesner was consistent (.273, 12 doubles). But there were a lot of DPs ending promising innings. On the mound, Whitlow Wyatt (5-3, 2.50, 4 CG, 4 shutouts, 67 Ks) and Claude Passeau (5-5, 3.01, 4 CG, 65 Ks) were the best starters, with the bullpen shifting from series to series and never quite getting settled. They'll be looking to improve that in the upcoming season.

	G	AB	R	H	RBI	2B	3B	HR	BB	K	IBB	SB	CS	SAC	SF	HBP	DP	E	PB	BA	SA	OBP
Crosetti, Frank	35	120	7	24	9	2	0	0	10	21	0	0	0	0	1	1	3	2	0	.200	.217	.267
Fletcher, Elbie	61	233	29	67	26	15	3	5	27	30	0	0	0	0	0	3	4	1	0	.288	.442	.369
Garms, Debs	33	34	2	9	1	1	0	0	3	4	0	0	0	0	0	0	2	0	0	.265	.294	.324
Grimes, Oscar	2	7	0	2	1	0	0	0	0	1	0	0	0	0	0	0	0	0	0	.286	.286	.286
Hayes, Frank	26	79	6	20	10	4	0	4	7	11	0	0	0	0	0	0	4	3	0	.253	.456	.314
Heath, Jeff	45	164	20	37	21	7	2	5	29	28	0	0	0	0	3	0	6	3	0	.226	.384	.342
Hopp, Johnny	29	121	15	29	12	5	1	2	10	7	0	2	0	1	0	1	1	1	0	.240	.347	.303
Kerr, Buddy	12	38	1	5	1	0	0	0	2	10	0	0	0	0	0	0	1	2	0	.132	.132	.175
Lombardi, Ernie	40	144	12	34	16	6	0	2	6	13	0	0	0	0	2	1	12	0	0	.236	.319	.272
Mayo, Eddie	4	13	3	2	0	0	0	0	1	4	0	0	0	0	0	0	0	0	0	.154	.154	.214
Merullo, Lennie	23	57	5	13	8	3	1	1	1	5	0	0	1	0	0	0	1	0	0	.228	.368	.241
Mesner, Steve	54	194	19	53	15	12	1	0	12	15	0	1	1	0	2	0	9	7	2	.273	.345	.316
Russell, Jim	47	153	21	31	5	4	2	1	19	28	0	2	1	0	1	0	3	2	0	.203	.275	.291
Skaff, Frank	12	9	2	3	1	1	1	0	2	1	0	0	0	0	0	1	0	0	0	.333	.667	.500
Sullivan, John	12	24	2	2	3	0	0	0	4	3	0	0	0	2	1	0	0	1	0	.417	.231	.265
Tipton, Joe	39	118	18	32	15	6	1	6	19	13	0	0	0	0	1	0	2	1	0	.271	.492	.372
Triplett, Coaker	44	167	21	40	31	9	1	11	13	19	0	0	0	0	1	0	6	5	0	.240	.503	.294
Witek, Joe	61	260	25	66	20	9	0	1	10	19	0	0	0	1	1	0	3	7	0	.254	.300	.281
Candini, Milo	14	14	1	1	0	0	0	0	1	4	0	0	0	2	0	0	0	1	0	.071	.071	.133
Dickson, Murry	15	3	1	2	1	0	0	0	0	0	0	0	0	0	0	0	0	0	0	.667	.667	.667
Grove, Orval	11	18	0	1	1	0	0	0	4	12	0	0	0	2	0	0	0	0	0	.056	.056	.227
Krist, Howie	14	15	0	2	1	0	0	0	1	2	0	0	0	0	0	0	1	0	0	.133	.133	.188
Lee, Bill	3	0	0	0	0	0	0	0	0	0	0	0	0	0	0	0	0	0	0	.000	.000	.000
Melton, Cliff	13	2	0	1	0	0	0	0	0	1	0	0	0	0	0	0	0	0	0	.500	.500	.500
Overmire, Stubby	15	0	0	0	0	0	0	0	0	0	0	0	0	0	0	0	0	0	0	.000	.000	.000
Passeau, Claude	13	30	2	7	3	2	1	0	0	8	0	0	0	3	0	0	0	0	0	.233	.367	.233
Reynolds, Allie	15	21	2	3	2	0	0	0	0	6	0	0	0	2	0	0	2	0	0	.143	.143	.143
Sundra, Steve	12	0	0	0	0	0	0	0	0	0	0	0	0	0	0	0	0	0	0	.000	.000	.000
Terry, Yank	11	0	0	0	0	0	0	0	1	0	0	0	0	0	0	0	0	0	0	.000	.000	.000
Wyatt, Whit	11	30	2	3	3	0	0	1	0	2	0	0	0	2	0	0	2	0	0	.100	.200	.100

	G	GS	CG	ShO	W	L	S	IP	H	R	ER	HR	BB	K	IBB	WP	BK	HB	ERA
Candini, Milo	14	9	1	2	5	2	0	68.0	59	31	28	2	31	30	0	0	0	2	3.71
Dickson, Murry	15	0	0	0	1	0	2	15.7	13	2	2	0	11	10	0	0	0	0	1.15
Grove, Orval	11	11	2	1	2	7	0	79.0	77	34	28	3	20	35	0	0	1	0	3.19
Krist, Howie	14	8	0	0	2	6	4	57.7	57	32	29	1	31	24	0	0	0	0	4.53
Lee, Bill	3	0	0	0	0	0	0	7.0	11	6	6	0	5	1	0	0	0	0	7.71
Melton, Cliff	13	1	0	0	0	3	0	21.0	36	20	20	1	11	10	0	0	0	0	8.57
Overmire, Stubby	15	0	0	0	0	2	1	23.0	22	8	7	0	8	6	1	0	0	0	2.74
Passeau, Claude	13	13	4	1	5	5	0	98.7	85	36	33	7	25	32	0	0	0	2	3.01
Reynolds, Allie	15	9	1	0	3	6	3	68.0	64	43	35	0	41	65	0	0	0	0	4.63
Sundra, Steve	12	0	0	0	2	0	2	17.0	26	11	11	1	4	0	0	1	0	0	5.82
Terry, Yank	11	0	0	0	3	0	1	14.7	22	14	14	0	6	8	0	0	0	0	8.59
Wyatt, Whit	11	11	4	4	5	3	0	86.3	77	25	24	4	18	67	0	0	0	0	2.50

Stars




Rudy York, BUF




Rip Sewell, BUF



Doc Cramer, COL



Spud Chandler, COL



Marty Marion, FAR



Red Barrett, FAR



Babe Herman, FSM



Jim Bagby, FSM




Bob Elliott, IND




Johnny Murphy, IND



Lou Klein, LOU



Mike Naymick, LOU



Arky Vaughan, MAR



Jake Wade, MAR



Vince DiMaggio, OMA



Dick Barrett, OMA



Stan Spence, PRO



Nate Andrews, PRO



Coaker Triplett, STP



Whitlow Wyatt, STP

In Service



Howie Pollet, BUF
US Army Air Corps



Ray Scarborough, BUF
United States Navy




Billy Johnson, COL
United States Army



Peanuts Lowrey, COL
United States Army



Jimmy Bloodworth, FAR
United States Army



Charlie Keller, FAR
US Merchant Marine



Al Brazle, FSM
United States Army




Clyde McCullough, FSM
United States Navy



John Vander Meer, IND
United States Navy



Virgil Trucks, IND
United States Navy




Joe Dobson, LOU
United States Army




Mickey Vernon, LOU
United States Navy



Schoolboy Rowe, MAR
United States Navy



Hal White, MAR
United States Navy



Jerry Priddy, OMA
US Army Air Corps



Luke Appling, OMA
United States Army



Jake Early, PRO
United States Army



Joe Gordon, PRO
US Army Air Corps



Murry Dickson, STP
United States Army



Elbie Fletcher, STP
United States Army

All-Star Game

at Indianapolis

The All-Star contest was held at Indianapolis, and was a low-scoring affair. A Stan Musial triple put the North in the lead in the third inning, but after that the strong pitching by Johnny Vander Meer, Spud Chandler and Hal Newhouser shut the Northern offense, yielding only a seventh-inning walk to Charlie Keller.

Meanwhile, the Southern offense kept putting runners on and seeing them erased. A third-inning double play by Mickey Vernon, and two steal attempts (Nick Etten in the fifth and Gene Stephens in the sixth) were cut down by Jake Early. But in the seventh, Jim Tobin gave up a ringing two-run double by Etten that was all they needed. Mike Naymick wasn't able to close it out, but Oscar Judd retired pinch-hitter Augie Galan to finish the game.

Northern All-Stars	0	0	1	0	0	0	0	0	0	0	-	1	3	2
Southern All-Stars	0	0	0	1	0	0	2	0	x	-	3	8	0	

NORTHERN DIVISION ALL-STARS

	AB	R	H	RBI	BB	K
Appling, ss	4	0	0	0	0	1
Musial, lf	4	0	2	1	0	0
Doerr, 2b	3	0	0	0	0	0
J. Gordon, 2b	1	0	0	0	0	0
Keller, rf	3	0	0	0	1	1
York, 1b	3	0	0	0	1	1
Triplett, cf	3	0	1	0	0	1
Spence, cf	0	0	0	0	0	0
Galan, ph†	1	0	0	0	0	0
Mesner, 3b	2	0	0	0	0	0
Hack, 3b	1	0	0	0	0	0
Early, c	1	1	0	0	1	0
Dickey, ph-c‡	1	0	0	0	0	0
Andrews, p	0	0	0	0	0	0
Bloodworth, ph*	1	0	0	0	0	0
Bithorn, p	0	0	0	0	0	0
Wagner, ph†	1	0	0	0	0	0
Hughson, p	0	0	0	0	0	0
Wynn, p	0	0	0	0	0	0
Tobin, p	0	0	0	0	0	0
Candini, p	0	0	0	0	0	0
Litwhiler, ph¶	1	0	0	0	0	0
Hanyzewski, p	0	0	0	0	0	0
=====						
TOTALS	32	1	3	1	3	4

* Grounded out for Andrews in the 3rd.
 † Grounded out for Bithorn in the 5th.
 ‡ Popped out for Early in the 8th.
 ¶ Grounded out for Candini in the 8th.
 † Grounded out for Spence in the 9th.

3B - Musial.

	IP	H	R	ER	HR	BB	SO
Andrews	2.0	0	0	0	0	0	2
Bithorn	2.0	4	1	1	0	1	1
Hughson	1.0	0	0	0	0	1	0
Wynn	1.0	1	0	0	0	0	1
Tobin (L)	0.2	2	2	2	0	0	0
Candini	0.1	1	0	0	0	0	0
Hanyzewski	1.0	0	0	0	0	0	1
=====							
	8.0	8	3	3	0	2	5

E - Appling, York.

MVP - Nick Etten.

SOUTHERN DIVISION ALL-STARS

	AB	R	H	RBI	BB	K
Vernon, 1b	2	0	0	0	0	0
Etten, 1b	1	1	1	2	1	0
Herman, 2b	3	0	0	0	0	0
Chandler, p	0	0	0	0	0	0
Mueller, ph-c¶	1	0	1	0	0	0
Hodgin, 3b	3	0	1	0	0	0
Elliott, pr-3b‡	1	0	0	0	0	0
Stephens, ss	4	0	1	0	0	2
W. Cooper, c	3	1	0	0	0	1
Newhouser, p	1	0	0	0	0	1
Naymick, p	0	0	0	0	0	0
Judd, p	0	0	0	0	0	0
Nicholson, lf	4	0	1	1	0	0
R. Johnson, rf	2	0	0	0	1	0
Lindell, cf	2	0	1	0	0	1
Cramer, cf	1	1	1	0	0	0
A. Smith, p	0	0	0	0	0	0
G. Moore, ph*	1	0	1	0	0	0
Vander Meer, p	0	0	0	0	0	0
Murtaugh, ph-2b†	2	0	0	0	0	0
=====						
TOTALS	31	3	8	3	2	5

* Singled for A. Smith in the 3rd.
 † Flew out for Vander Meer in the 5th.
 ‡ Pinch-ran for Hodgin in the 6th.
 ¶ Singled for Chandler in the 7th.

2B - Nicholson, Etten.

CS - Etten (by Early/Hughson); Stephens (by Early/Wynn).

	IP	H	R	ER	HR	BB	SO
A. Smith	3.0	2	1	1	0	1	0
Vander Meer	2.0	0	0	0	0	0	2
Chandler (W)	2.0	0	0	0	0	1	2
Newhouser	1.0	0	0	0	0	0	0
Naymick	0.2	1	0	0	0	1	0
Judd (S)	0.1	0	0	0	0	0	0
=====							
	9.0	3	1	1	0	3	4

DP - Vernon.

Baseball in 1943

THE GAME

The style of baseball in the middle 1940s is severely affected by the absence of players in the Second World War. Players like Ted Williams or Bob Feller were in the military, and we won't see them until 1945 or later. So what was the game like? For an APBA player, there's a strong tendency to want to pack your lineup with power and your bullpen with hard throwers – but that's largely absent in 1943. No team hit 40 homers in 62 games; when power appeared, it was often in the form of triples. As for hard throwers: there were plenty of Rs and very few Ks or XYs both in the rotation and the bullpen. Get used to hoping for double plays. And there was plenty of bunting too. It was an interesting cultural shift.

THE MID-YEAR DRAFT

At mid-season it became apparent that teams needed more usage than the original 25-man rosters permitted, and there were deficiencies in the upcoming 1944 rosters. Accordingly, the teams drafted five additional players in reverse standings order. These players were added to the rosters:

Buffalo: Rube Fischer, p; Dick Siebert, 1b; Lum Harris, p; Lou Cardoni, p; Mike Rocco, 1b.
Columbus: Bill Fleming, p; Elvin Adams, of; Nap Reyes, 1b; Jim Grant, 3b; Bobby Bragan, c.
Fargo: Joe Kuhel, 1b, Mike Kreevich, of; Alex Carrasquel, p; Charlie Mead, of; Don Ross, if.
Ft. Smith: Jim Tabor, 3b; Harry Feldman, p; Emmett O'Neill, p; George Metkovich, of; Ford Garrison, of
Indianapolis: Al Zarilla, of; Andy Pafko, of; Nick Dallessandro, of; Pat Seery, of; Andy Seminick, c
Louisville: Pinky Woods, p; Bobby Estallella, of; Ray Poat, p; Nick Coscarart, if; Johnny Peacock, c
Martinsburg: Andy Karl, p; Connie Ryan, if; Curt Davis, p; Johnny Outlaw, of; Al Rubeling, if
Omaha: George Myatt, 2b; Ray Sanders, 1b; Skeeter Webb, 2b; Ray Peters, if; Gabby Stewart, if
Providence: Thornton Lee, p; Roy Nieman, of; Bob Swift, p; Max Marshall, of; Bobby Chartak, of
St. Paul: Bill Lee, p; Buddy Kerr, ss; Eddie Mayo, 3b; John Sullivan, ss; Oscar Grimes, if

MILITARY RESERVES

In order to preserve some sort of continuity, the teams will have the ability to retain two players who enter the military in 1944. These players will be held for the upcoming season:

Buffalo: Howie Pollet, p; Ray Scarborough, p.
Columbus: Will Johnson, 3b; Peanuts Lowrey, of.
Fargo: Jimmy Bloodworth, 2b; Charlie Keller, of.
Ft. Smith: Al Brazle, p; Clyde McCullough, c.
Indianapolis: Johnny Vander Meer, p; Virgil Trucks, p.
Louisville: Joe Dobson, p; Mickey Vernon, 1b.
Martinsburg: Schoolboy Rowe, p; Hal White, p.
Omaha: Jerry Priddy, 2b; Luke Appling, ss.
Providence: Jake Early, c; Joe Gordon, 2b.
St. Paul: Murry Dickson, p; Elbie Fletcher, 1b.

The World Series

Fort Smith was a dominant club all season, winning 19 games in the first half and 18 in the second to lead the league. Omaha had a tough pennant fight; they were a game behind Providence at mid season but their steady play (and a disastrous second half for the Grays) put them in the Fall Classic.

GAME 1 at FORT SMITH

Both clubs came in with good pitching, but there was plenty of early scoring. Jesse Flores and Hi Bithorn each pitched six innings; Flores left with a lead, Bithorn one run down, but the game was decided by the bullpens. In the seventh inning, down 4-3, Butch Wensloff in relief of Flores gave up a one-out triple to Jerry Priddy, who scored on a grounder by Harlond Clift; Pinch-hitter Mark Christman then delivered a solo home run to give the Comets a 5-4 lead. In the ninth inning, Omaha turned to its closer Mace Brown, who had absolutely nothing: he walked Wally Moses and gave up a sharp double to Howie Fox. The dangerous Babe Herman was intentionally walked; but Gene Stephens then deposited a Brown pitch in the stands for an 8-5 Fort Smith victory.

Fort Smith 8, Omaha 5 *WP – Potter* *LP – M. Brown*

GAME 2 at FORT SMITH

Omaha got off to a quick start with a two-out double by Vince DiMaggio, who scored on Bill Dickey's single. But a Gene Stephens double in the bottom of the inning gave the Rangers a 2-1 lead. Omaha scored the tying run in the third on a DiMaggio double play, but they erupted for four runs in the fourth, as Jim Bagby turned up wild and Nick Etten kicked a Jim Tobin grounder. That was enough for Tobin and the Comet bullpen; despite the Game 1 meltdown, Omaha went to its closer for the last two innings, and he was much more effective, wrapping up the win.

Omaha 6, Fort Smith 4 *WP – Tobin* *LP – Bagby* *S – M. Brown*

GAME 3 at OMAHA

With the series tied, play moved to Omaha. They again got off to a fast start, scoring one run in the first and two in the second. Fort Smith was able to get the bases loaded in the second inning itself, but a fielder's choice retired a potential run. After that, it was all Dick Barrett: he surrendered five hits, but the Rangers could not put anything together. Barrett was the hero of the day, giving Omaha its first win of the Series.

Omaha 3, Fort Smith 0 *WP – D. Barrett* *LP – Galehouse*



GAME 4 at OMAHA

Game 1 starters Flores and Bithorn met again, and each team had opportunities to blow the game open, each time falling short. Flores pitched well, giving up two runs in six innings and again departing with a one-run lead. Bithorn pitched seven innings and left with the game still in doubt; but Clyde Shoun gave up two additional runs in the eighth inning, while Al Brazle threw two shut-out innings. Fort Smith went to Johnnie Wittig in the ninth to wrap the game, but he walked three straight batters and was yanked for Harry Gumbert, who gave up a pinch-hit single to make the score 5-4, and another single to Luke Appling; but he retired Roy Cullenbine and Vince DiMaggio to close out a real nail biter and tie the series at 2 games each.

Fort Smith 5, Omaha 4 *WP – Flores* *LP – Bithorn* *S – Gumbert*

GAME 5 at OMAHA

With only one more game in Omaha, the Comets had something to prove. They started with three runs in the first on a Cullenbine double and a two-run moon shot homer by Bill Dickey off starter Jim Bagby. For the rest of the afternoon Omaha threatened for more runs, ripping two more doubles and drawing six walks off Bagby: but he wriggled out of every jam. Meanwhile, soft-tossing Jim Tobin took a no-hitter into the fifth, and gave up only two hits overall, facing only 29 batters in a complete game shutout.

Omaha 3, Fort Smith 0 *WP – Tobin* *LP – Bagby*

GAME 6 at FORT SMITH

Down three games to two, the Rangers had to win both remaining games to take home the championship. In Game 6 they were facing Dick Barrett, who had shut them out in the first game in Omaha. He apparently had their number: the Comets scored a run in the fourth on three singles, and then two runs in the sixth on two hits and a sac fly, while Barrett surrendered only four baserunners - two singles, a walk, and a leadoff ground ball error by Clift. No Fort Smith runner reached second base, and Omaha walked away with the crown, keeping the Fort Smith boys from scoring for the last 18 innings of the Series.

Omaha 3, Fort Smith 0 *WP – M. Lopez* *LP – H. Reed*

Series MVP – Dick Barrett, Omaha

Teams

NORTHERN DIVISION



Buffalo Chargers
Buffalo, NY



Fargo Phantoms
Fargo, ND



Omaha Comets
Omaha, NB



Providence Grays
Providence, RI



St. Paul Saints
St. Paul, MN

SOUTHERN DIVISION



Columbus Cougars
Columbus, GA



Fort Smith Rangers
Fort Smith, AR



Indianapolis Aces
Indianapolis, IN



Louisville Colonels
Louisville, KY



Martinsburg Mountaineers
Martinsburg, WV