


Whale of a Tale!

Chicago Whales capture 1915 Federal League Replay



Whales run down Newark in September; capture 1915 Federal League crown



Chicago P George McConnell
1915 Fed Cy Young winner
26-8, 1.90



Chicago CF Dutch Zwilling
1915 Federal League MVP
.290, tied for league lead
in HR (21) and RBIs (106)

- *Five no-hitters highlight Federal League season*
- *Chicago's Dutch Zwilling ties with Buffalo's Hal Chase for HR lead with 21*

**1915 Federal League Replay
Table of Contents**

Table of Contents 2
Final Standings and Leaders 3
Introduction 4-6
1915 Federal League pennant race recap; team-by-team recap 7-12
Team totals 13
1915 Federal League All Stars 14-15
Leaders: batting, pitching, fielding 16-18
Individual batting standouts 19-22
Pitcher's batting 23
Individual pitching standouts 24-25
Team-by-team statistics (individual batting, pitching stats) 26-33
Players with multiple teams 34-36
Pinch-hitting 37-40
Batting highlights and notes 41-47
Pitching highlights and notes 48-53
Pitchers records v. opponents 54-56
Fielding highlights and stats 57-60
Injuries and ejections 61
Selected box scores 62-67
Inside the pennant race 68-73
Scores, by month 74-85

SPORTING RECORDS

Published Daily Except Sunday

By The Sporting Records Publishing Company, 33 South Dearborn Street, Chicago, Ill.
General Business Office, 208 Jackson Boulevard, Chicago, Ill.

Yearly Subscription \$37.50

Copyright 1915

Vol. I. No. 173 TUESDAY, OCTOBER 19, 1915

Chicago Whales Winner of the 1915 Federal League Championship

Captured after one of the hardest fights ever played in baseball. The winners won the flag by one-half game. Here is the official record of the first three clubs:

| | WON | LOST | PERCENT |
|------------|-----|------|---------|
| CHICAGO | 86 | 66 | .565789 |
| ST. LOUIS | 87 | 67 | .564935 |
| PITTSBURGH | 86 | 67 | .562810 |


When the Chicago, St. Louis and Pittsburgh teams, the three contenders, entered the last day of the season, each one had a chance to capture the pennant.
 Chicago and Pittsburgh had a double header, made possible by the Whales winning two games at Pittsburgh, October 2. One game was scheduled at Chicago, but the two teams had a postponed game left over at Pittsburgh, which was transferred to the former city.
 Pittsburgh captured the first game of the double header at Chicago, Sunday, the closing day, so that the final game of the season was required to settle the argument, and Joe Tinker and his boys.

SETTLED THE ARGUMENT

The St. Louis team was also a contender up until Saturday. A defeat at the hands of the Kansas City team put them out of the race, but a victory over Kansas City Sunday and the defeat of the last game of the season by Pittsburgh placed the Missouri team in second place by the above margin.

FOOD FOR FANS

EDITOR—GEO. L. MORELAND—STATISTICIAN



1915 Federal League Final Standings and Leaders



Replay Results

| | <u>W-L</u> | <u>Pct.</u> | <u>GB</u> |
|---------------------|------------|-------------|-----------|
| Chicago Whales | 93-59 | .617 | -- |
| Newark Pepper | 93-61 | .604 | 2 |
| St. Louis Terriers | 89-65 | .578 | 6 |
| Pittsburgh Rebels | 76-78 | .494 | 20 |
| Kansas City Packers | 72-82 | .468 | 23 |
| Brooklyn Tip-Tops | 71-83 | .461 | 25 |
| Buffalo Blues | 65-89 | .422 | 31 |
| Baltimore Terrapins | 55-99 | .357 | 10 |

Real Life Results

| | <u>W-L</u> | <u>Pct.</u> | <u>GB</u> |
|---------------------|------------|-------------|-----------|
| Chicago Whales | 86-66 | .566 | -- |
| St. Louis Terriers | 87-64 | .565 | -- |
| Pittsburgh Rebels | 86-67 | .562 | ½ |
| Kansas City Packers | 81-72 | .529 | 5 ½ |
| Newark Pepper | 80-73 | .256 | 6 |
| Buffalo Blues | 74-78 | .487 | 12 |
| Brooklyn Tip-Tops | 70-82 | .461 | 16 |
| Baltimore Terrapins | 47-107 | .305 | 40 |

Batting leaders

| | | |
|-----------------|----------------------------|------|
| Batting average | Steve Evans, Bkn-Balt | .351 |
| On base pct. | Steve Evans, Bkn-Balt | .442 |
| Slugging pct. | Dutch Zwilling, Chi | .498 |
| Doubles | Zwilling, Chi, Chase, Buff | 38 |
| Triples | Three tied with | 17 |
| Home runs | Hal Chase, Buff | 21 |
| Runs batted in | Dutch Zwilling, Chi | 106 |
| Base hits | Steve Evans, Bkn-Balt | 190 |
| Runs scored | Benny Kauff, Nwk | 109 |
| Bases on balls | Babe Borton, StL | 89 |
| Stolen bases | Ward Miller, StL | 58 |

Pitching leaders

| | | |
|-----------------|-------------------------------|------------|
| ERA | Ed Reulbach, Nwk | 1.32 |
| Wins | Dave Davenport, StL | 27-14 |
| W-L pct. | Ad Brennan, Chi | 10-3, .769 |
| Shutouts | Nick Cullup, KC | 10 |
| Strikeouts | Dave Davenport, StL | 211 |
| Innings pitched | Dave Davenport, StL | 211 |
| Complete games | Dave Davenport, StL | 27 |
| Saves | J. Quinn, Balt, Crandall, StL | 4 |

Most Valuable Player Dutch Zwilling, Chicago, .290, .368 OBP, 106 RBI, 38 doubles, 21 HR, 74 BB, .498 slugging

Cy Young Award Dave Davenport, St. Louis, 27-14, 1.95 ERA, 5 shutouts, 364 IP, 211 strikeouts

Reliever Award Doc Crandall, St. Louis, 12 relief appearances, 3-0, 4 saves, 0.37 ERA in 12 relief appearances

No-hitters:

May 26 Earl Moseley, Newark, 6-0 v. Chicago

July 10 Dave Davenport, StL, 5-0 v. Buffalo

June 16 George Kaiserling, Newark 1-0 v. Buffalo

July 23 Earl Moseley, Newark, 2-0 v. Chicago

July 24 Ed Reulbach, Chi, 3-0 v. Chicago (**back-to-back no-hitters for Newark**)

Team v. Team Results

| | <u>Chi</u> | <u>Nwk</u> | <u>StL</u> | <u>Pitt</u> | <u>KC</u> | <u>Bklyn</u> | <u>Buff</u> | <u>Balt</u> | Wins |
|---------------|------------|------------|------------|-------------|-----------|--------------|-------------|-------------|-------------|
| Chicago | - | 14 | 11 | 14 | 16 | 15 | 12 | 13 | 95 |
| Newark | 8 | - | 9 | 12 | 10 | 10 | 18 | 16 | 93 |
| St. Louis | 11 | 13 | - | 10 | 14 | 13 | 15 | 13 | 89 |
| Pittsburgh | 8 | 8 | 12 | - | 10 | 14 | 9 | 15 | 76 |
| Kansas City | 6 | 5 | 8 | 12 | - | 14 | 14 | 13 | 72 |
| Brooklyn | 7 | 11 | 9 | 8 | 8 | - | 11 | 17 | 71 |
| Buffalo | 10 | 4 | 7 | 13 | 8 | 11 | - | 12 | 65 |
| Baltimore | 9 | 6 | 9 | 7 | 9 | 5 | 10 | - | 55 |
| Losses | 59 | 61 | 65 | 78 | 82 | 83 | 89 | 100 | 616 |

Read across for wins, down for losses

Introduction

The 1915 Federal League replay completed my replay of the two seasons during which the Federal League existed. In 2019, I replayed the 1914 Federal League season, which was won by the Baltimore Terrapins, who upset the Indianapolis Hoosiers, the winners of the 1914 Fed title in real life. The 1915 replay was won by Chicago, real-life winners by an eyelash in 1915.

I was eager to replay the 1915 Federal League season because it resulted in one of the closest pennant races in Major League history, with the Chicago Whales winning by percentage points over the St. Louis Terriers with the Pittsburgh Rebels, only a half-game behind. Adding to the drama: none of the three top teams had finished their 154-game schedule, leaving unanswered the question “Who would have won had the three top finishers completed their 154-game schedule?”

The 1915 winner produced the same winner as real life, the Chicago Whales, but the logjam at the top of the standings that characterized the real-life pennant race never materialized. The pennant race in the replay, instead, turned into a two-team battle between the Whales and the Newark Pepper (formerly the Indianapolis Hoosiers, who were moved to Newark for the 1915 season).

Newark led the pennant race for most of the season and entered September leading Chicago by three games and St. Louis by five games. With the pennant seemingly well within their grasp, the Pepper promptly fell apart in early September, losing nine of 12. The Whales, meanwhile, caught fire and tied Newark for first place on Sept. 5. By Sept. 14, Chicago had built up a four-game lead that was enough to enable them to hold off the Pepper for the rest of the season.

Newark’s collapse marked the second straight replay that the Pepper franchise let the pennant slip away. In the 1914 replay, as the Indianapolis Hoosiers, the Pepper led the Fed through July, only to see the Baltimore Terrapins pass them in mid-August and hang on to win the 1914 pennant by six games over the Pepper.

Preparation for the replay required a month

I spent a great deal of time preparing the 1915 replay, which allowed me to play it in relatively short amount of time.

For my second straight replay, using baseball-reference.com as my primary information source, I entered, in pencil, the actual starting lineups and pitching rotations for *each game for the entire Federal League season*, a process that took about a week, but enable me to move quickly from series to series, stopping only to record individual results and keep the standings updated.

Baseball-Reference.com was the primary source relied upon for specific information on trades and player transactions (trades, dates at which a player became activated or de-activated), which was employed at appropriate “dates” (defined by the game number in the schedule) within the replay.

Like all my other replays, the replay results changed from real life as injuries occurred. Overall player usage was relatively accurate in terms of how players were used and how often they were used. Some low-rated pitchers, for example, appeared in a few more games than real-life in order to accommodate blowout games and a handful of starting pitchers made one more appearance than real life in order to fill out the 154-games in the schedule. None of these variations, however, made any significant impact on the final results of the replay.

The 1915 replay got underway at 8:49 a.m., Tuesday, March 9, 2021, a pleasant weather day in the mid-‘50s, with my spouse Carole, once again assuming her role as Inaugural Dice-Roller. The replay concluded, on **Tuesday, September 21, 2021, at 8:43 p.m.**

The **replay required 197 days (six months and five days) to complete**, slightly longer than some of my previous replays, owing to the fact that, after 21 years in our previous residence in Winter Park, FL, we moved into a new residence five miles away, in Orlando that demanded a considerable amount of work and attention.

1914 FL replay background and guidelines

- The 1915 Federal League replay launched my fifth complete season of year-by-year replays from the Deadball Era starting with 1911. Remaining to be completed: the 1915 AL and NL seasons.

- The MG symbols governed the use of players, per APBA Master Game rules. The 1915 Fed League MG symbols used splits from both sides of the plate, plus Q factors, which added to the realism of the replay.
- Using Steve's Computer Card, I created a number of XC cards to complement some of the rosters. These cards reflected the stats for players who saw minimal playing time. Their performance was reasonably realistic and their performance did not have any significant influence on the final results of the replay
- I utilized APBA's League Error factor, which was +3 for the 1915 season. The Error Factor significantly increased the number of errors in the replay.
- The replay was played from the 2020 version of Master Game boards. Other than the use of the Error Randomizer and a pickoff rule modification, games were played solely within APBA rules.

The Error Randomizer I employed was originally created by OAPBA league manager Dave Larson, a longtime stalwart in my face-to-face league (OAPBA). The Error Randomizer helped to reflect OF errors and increased the number of fielding opportunities for infield play and catchers.

The pickoff rule employed served to reduce the abnormal number of pickoffs that occur within the regular APBA boards. Pitchers and catchers with higher defensive ratings were more likely to pick off runners while lower-graded pitchers and catchers were less likely to record pickoffs. The rule modification worked extremely well.

- I used a 154-game schedule developed from a numerical head-to-head formula as the foundation. The playing schedule was of my own making, for purposes of accurately maintaining the daily standings in a manageable and organized manner. The schedule spanned "schedule dates" from April 11 through September 26. Off days were built into the schedule, as were three double-headers conducted on specific holidays (Memorial Day, July 4 and Labor Day).

To speed the replay along, all teams initially played one another in home-and-away three-game series, followed by two separate rounds of home-and-away four-game series. I incorporated the rhythmic East and West road trips into the schedule, which gave the schedule more realistic feel.

- Trades, roster changes and player debuts were conducted on the same or approximate team game number (not date) as real life, which enabled them to be inserted or deleted at the same time frame as real life. The information was obtained via the transactions listed on Baseball-Reference.com and related Web searches.
- To the extent possible, position players were limited to their real-life games played and total plate appearances and at bats, using a combination of all three defining factors to prevent overusage. Overall, the governing guideline for player usage was **common sense**.

Rather than rely on at-bats as the primary governing benchmark for regulating overuse of position players, **I relied on total plate appearances**. Further, to help in governing player usage, I **utilized the actual batting orders in the order of games played**, available through BaseballReference.com. This proved to be a real boon in terms of managing player usage. There were, of course, some minor discrepancies caused by injuries. All in all, the combination of plate appearances, actual batting orders and movement of players on or about transaction dates served to provide a very realistic presentation for each team.

Starting pitchers were utilized on the game numbers as real life starts and restricted to the same number of starts as real life (with a couple of minor exceptions, which moved a starting pitcher's start up or down in the schedule) to accommodate the actual playing dates. Relief appearances were used with the same frequency as real life, differing if there were blowouts or extra-inning games) that required extended use of pitchers.

Personal notes

The replay started in Year Two (2021) of the COVID pandemic, which meant spending plenty of time at home and provided plenty of time to roll the dice and play the games.

The biggest impact affecting the preparation and conduct of the replay was the January 15, 2021 sale of our previous residence in Winter Park. After living in Air BnBs and a Comfort Inn for five weeks, we were able to move into our new residence in Orlando on February 26, 2021. During this disruptive period, I utilized the time to prepare the replay (individual stat sheets for players, prepare the schedule and related pre-replay administrative chores)

Getting settled into the new house in Orlando required another couple of weeks, but I was able to start the replay on March 9. Finding time to play the games, however, proved demanding, particularly the time required to clearing out what amounted to a jungle in our new back yard. We inherited the “jungle” from the previous homeowners, who apparently had not taken care of the back yard in a couple of years.



For the second year in a row, our annual RydMe Cup golf outing, played with former colleagues from Disney and Anheuser Busch, was canceled because of the pandemic.



Granddaughter Kate (*second from left, with the big smile*) celebrated her 13th birthday. In the summer, she spent two weeks at Camp Kulakua, near Gainesville, and in September, 2021, entered eighth grade at Lake Highland Prep. Kate reached her mother’s height, developed into an enthusiastic and skilled writer, and showed a flair for learning Spanish and achieving high math grades, which was surprising as she constantly says she dislikes math. She also was active in her water polo team at Lake Highland.

Golf was one of the few activities that I was able to continue outside the house during the pandemic. I was able to return to golf just before the start of summer, after rehab helped me overcome a partially torn Achilles tendon my left ankle.



Wayne Herrick (left) and Rod Caborn(right) on 18th hole at Pine Barrens at World Woods, Brooksville

My golf handicap dropped from a 25 to 22, despite ongoing shoulder problems. By lowering my hands, I was able to take larger turn, allowing to add about 20 yards to my drives, without losing any accuracy (in fact, I was *more* accurate, hitting about nine or 10 fairways each round). My short game continued to be my lone enduring strength on the golf course. Highlight of the year was an 89 at the challenging Pine Barrens course at World Woods, Brooksville, Florida, listed by *Golf Digest* as one of the 100 public courses in the U.S.

in
me
best

Both my spouse, Carole, and I received vaccinations for COVID and remained in generally good health, although Carole experienced some manageable heart challenges and a painful foot injury and, just prior to the start of the replay, I had to undergo a demanding rehab program to strengthen my ankle from a partially torn Achilles tendon, avoiding surgery.

1915 Federal League pennant race

Chicago's September run, Newark slump, earns Whales the 1915 pennant

The Chicago Whales and Newark Pepper locked horns in a competitive two-team battle in the 1915 Federal League replay. On the outside looking in were the St. Louis Terriers, who hovered on the edge of the two-team race, but never quite able to get fully into the mix with Chicago and Newark, finishing six games behind.

The remaining five teams were also-rans, all of whom were out of contention by Memorial Day. Pittsburgh, who was one of the three real-life contenders, finished a disappointing fourth and failed to reach the .500 mark at 76-78, just ahead of the Kansas City Packers. Brooklyn and Buffalo battled all season long for sixth place, with Brooklyn finishing in sixth. The 1914 replay defending champion Terrapins suffered a total regression, falling from first to last place, losing their 100th game on the final day of the season to finish 54-100.

After five different teams led the league in the early going in April, Chicago took the Fed lead on April 29 and remained there by themselves until the Peppers caught them on June 26.

After battling back and forth for two weeks, Newark pulled ahead of Chicago on July 11 and remained on top until just after Labor Day, Sept. 5, when the Pepper lost seven of their next nine games as their lead slipped away.

Chicago took over sole possession of first on Sept. 8 and, one week later, built up a four-game lead by Sept 14. The Whales, however, almost let it get away, losing five in a row, while the Pepper won their next four straight and pulled to within one game of the lead on Sept. 20.

With a chance to move into a tie for the lead with five games left, the Pepper lost their next game, a tough 2-1, 10-inning decision to Buffalo's Hugh Bedient, dropping them two games behind Chicago, who beat Pittsburgh 5-2 behind their ace, George McConnell.


The extra-inning loss to Buffalo seemed to take something out of Newark, who next traveled to metro rival Brooklyn for their final four games of the season. On Sept. 23, The Pepper overcame a 5-2 deficit to tie the game in the eighth, only to lose to the Tips 6-5. Chicago, meanwhile, hammered the Terriers 11-6, clinching at least a tie for the pennant.

The next day, Brooklyn's Happy Finneran shut out Newark 2-1 on five hits, while Chicago lost to St. Louis lefty Eddie Plank 3-1. The Chicago loss didn't matter, however, as their three-game lead with two games to go clinched the pennant for the Whales.

Five different teams take turns atop the standings in April

No clear leader emerged in the first month of the season, with Newark, Pittsburgh, Brooklyn, St. Louis, and Chicago all leading the lead at different points during the early going. Newark won eight of ten from April 18-20 while Chicago reeled off eight wins in a row before St. Louis ace Dave Davenport edged George McConnell 1-0 on the final day of the month.

On April 30, Chicago (12-6) led Newark and Pittsburgh (both 11-7) by one game.



Newark P Chick Brandom

May and June: Whales ride atop the standings for 57 days, but Newark catches Whales at end of June

Chicago continued in front by themselves from May 1-June 26, when Newark finally ran them down and tied the Whales for the lead, where both teams remained tied for the next two days.

On June 29, Buffalo's Al Schulz edged Chicago's Three-Finger Brown 2-1 in 10 innings while Newark knuckleballer Chick Brandom, with a save from Ed Reulbach, beat Pittsburgh's Clint Rogge 2-1 to lift the Pepper into sole possession of first place.

On June 30, Newark (45-29) lead Chicago (44-30) by one game and St. Louis (42-32) by three games.

July and August: Pepper rules the roost; Chicago and St. Louis remain in the pennant picture

The Pepper stayed in first place for the entirety of July and August, while Chicago and St. Louis jockeyed for second place .

At one point, on August 5, Newark built up a lead that looked like it couldn't lose, leading St. Louis by seven games and Chicago by eight games. As August wore on, however, the Terriers and Chicago crept ever close to Newark.

On Aug. 26, Chicago ran down St. Louis and moved into second place, three games behind the Pepper, which is where the standings stood on the final day of the month.

The leaderboard, however, was about to undergo a significant change.

September: Chicago chases down Newark, clinches pennant with two games to go

September began on a positive note for the Pepper as Vic Mosely threw a two-hitter to stifle Pittsburgh's Rebels, keeping the Pepper three games in front of Chicago.

The Rebels, however, stopped Newark in their tracks on Sept. 2, with an 11-4 win over the Pepper, and then followed with a sweep of the Pepper on their Labor Day doubleheader by scores of 4-1 and 11-4. Chicago, after losing to Buffalo's Al Schulz 4-2, swept the Blues in their Labor Day twin bill, pulling them to within one game of Newark.

In just four days, Newark's lead had shrunk from three games to one game over Chicago.

Hosting St. Louis, the Pepper saw their losing streak reach five in a row, dropping the first two games of their four-game series with the Terriers 3-2 to Dave Davenport and 3-2 to Eddie Plank. Chicago, meanwhile, split the first two games of their series at Brooklyn, enabling them to move into a tie with Newark on Sept. 5, both teams with 84-52 records.

Both teams won their next two games and on September 7 still had identical 86-52 records with Chicago headed into Newark's Harrison Field for a four-game series.

Chicago then served up the knockout blow, sweeping the Pepper in their four-game series winning their next seven in a row while Newark, after a pair of wins to close out the St. Louis series, lost their next four straight before Earl Mosely stop the bleeding with a 1-0 two-hit shutout of last place Baltimore.

By Sept. 11, Newark had fallen four games behind Chicago. But the race was not yet over.

The Pepper won their final three games of the Baltimore series while Chicago split four games with Kansas City, but still able to hold onto their three-game lead on Sept. 17. Chicago then split a four-game series with Pittsburgh, while Newark took three of four from Buffalo, to pull within two games of the Whales with four games to go.

The Pepper, however, couldn't keep it going, losing their first two games of their final series, at Brooklyn, while Chicago split a pair of games with St. Louis. With a three-game lead on Sept. 24, the Whales clinched the pennant with two games left, even though they lost to the Terriers 8-3 in the clinching game.

For the Pepper, who played as the Indianapolis Hoosiers the previous season, it was a bitter loss and a haunting repeat of their missed opportunity in the 1914 Federal League replay. Chicago simply outplayed the Pepper when it counted most, going 36-16, .692 over the final two months of the season while Newark, who held the lead going into September stumbled down the stretch, going 10-14 in the season's final month.



Washington Park, home of the Brooklyn Tip-Tops



Team by team recap



First place: **Chicago Whales, 95-59, .617, + 3 games**

The Whales won the pennant with an impressive stretch run, going 15-9 in the season's final month to catch and pass Newark in the first week of September. Before their September run, the Whales resided on top of the Fed from April 29, ceding the lead to Newark on June 29 and then falling into third place, behind St. Louis from July 23-Aug 24. After tying with the Terriers for second place on Aug. 24, the Whales went 17-11 the rest of the season, which was enough to lift them past Newark and win the pennant, three games ahead of their New York area rivals.

Chicago had one of the league's most powerful offenses, slamming 81 home runs, tops in the Fed, while scoring 643 runs, second in the league. They also worked opposition pitchers for a league-leading 491 BB. The Whales offense totaled ten or more runs in 15 games, tops in the league. In comparison, Whales pitching staff only allowed 10 or more runs in four games.

The Whales offensive driving force for the Whales was 1915 Federal League MVP CF **Dutch Zwilling**, 290, .368, tied for league lead with 21 HR, led league with 106 RBIs while drawing 74 BB. The catching duo of **Art Wilson** (.348, .456, 15 HR) and **William Fischer** (.317, .36x 5 HR) combined to hit .331, hit 22 home runs and drove in 99 runs. LF **Les Mann** (.284, .357), who jumped to the Whales from the Boston Braves, ranked tenth in the league in batting while RF **Max Flack** hit a solid .274 and scored 89 runs. 3b **Harry Fritz**, limited by injuries, hit .275 with seven homers in 90 games.

The Whales pitching ranked third in the league with a 2.77 ERA, led by Cy Young award winner **George McConnell** (26-8, 1.90) and **Claude Hendrix** (20-11, 3.43). **Mike Prendergast** (17-11) and **Mordecai Brown** (16-13) rounded out the starting quartet while spot starter/reliever **Ad Brennan** surprised with a 10-3 record and notched two saves.

Chicago had the best defense in the Fed, committing 165 errors, the fewest in the league.

Second place: **Newark Pepper, 93-61, .604, - 2 games**

The Pepper had high hopes for the pennant in 1915 and came within three weeks of capturing the title.

After staying close to the Whales over the first half of the season, Newark took over first place on July 11 and remained there until September, when they lost 12 of 16 from Sept. 1-17 to fall three games behind Chicago. Although they closed the gap to a single game on Sept. 20, after winning four in a row, the Pepper lost four of their last five games, including three of four at Brooklyn in their final series against to finish two games behind Chicago at season's end.

Newark's pitching was the strength of the team. Their 2.42 ERA was the lowest in the Federal League and Pepper pitchers surrendered the fewest hits in the league (1,071) and fewest earned runs (375).

The Peppers were led by **Ed Reulbach** (21-9, 1.32) and **Earl Moseley** (21-10, 1.85) who threw seven shutouts, *including a pair of no-hitters against pennant-winning Chicago*. **George Kaiserling** (19-9, 2.33) just missed the 20-win circle. **Harry Moran** (15-6, 2.05) won 13 of his first 14 decisions, but fell apart down the stretch, losing his last four decisions in a row, all in September. Cy

Falkenberg, one of the Pepper's aces in 1914, slumped to 9-10, 3.17 and was dealt to Brooklyn late in the season.

Newark lost their leading hitter, Benny Kauff, who was transferred by the Federal League to the Brooklyn franchise before the 1915 season as repayment of the outgoing Indianapolis owner's old debts. Even without Kauff, the Pepper ranked second in the league in batting (.249), but it was a hollow number because the Peps lacked a hard-hitting slugger in the middle of their lineup and hit only 26 home runs, dead last in the league. The two most productive batters were CF **Edd Roush** (.278, 64 RBIs, 27 SB) and LF **Al Scheer** (.270, 31 doubles, team-best 76 RBIs, 22 SB). C **Bill Rariden** (.260, .350 OBP) ranked tenth in the league in OBP, accumulating 64 BB. Leadoff man RF **Vin Campbell** (.302) ranked fourth in the league in batting, but only had 29 extra base hit and 43 RBIs



Newark C Bill Rariden

Third place: **St. Louis Terriers, 89-65, .578, -7 games**

St. Louis played solid, winning baseball all season long and had a great shot at the pennant when September began, only five games out of first. The Terriers offense, however, went to sleep from Sept. 2-16, scoring only 18 runs as the team lost 13 of 15 games, dropping them nine games out of the lead. During their 15-game swoon, the Terriers hit only .220 and left an astounding 103 runners on base. St. Louis turned it around in their final eight games, going 7-1, including three wins over Chicago, but it was too little, too late, finishing five games out of first.

St. Louis depended on a Big Three comprised of durable righthander **Dave Davenport** (27-14, 1.95, league-leading 364 IP and 27 CG), former A's ace **Eddie Plank** (20-11, 1.34), and one-time NY Giant **Doc Crandall** (20-16, 2.59, with four saves). **Bob Groom** was 15-9 (2.97), but let several games slip away in the second half of the season and was ineffective in relief appearances.

1b **Babe Borton** (.279, .382 OBP, 69 RBIs) and LF **Ward Miller** (.303, .357 OBP, league-leading 58 SB) were the core of an inconsistent Terriers offense, at best, as indicated by their 18 shutout losses, the most in the league. 2b **Bobby Vaughn** hit .259, but was only 13-16 in stealing attempts. SS **Ernie Johnson** drove in 60 runs, second highest on the team, but hit only .203 and committed 40 errors, tied with KC's Johnny Rawlings for the most in the league.

Despite Johnson's struggles at SS, the Terriers total of 173 errors was second-fewest in the league.

Fourth place: Pittsburgh Rebels, 76-78, -20 games

The Rebels (*sometimes call the Stogies...the nicknames are somewhat inconsistent*) were the biggest disappointment in the replay, spending most of the season in the second division. They were never a factor in the pennant chase. They got off to a decent start but fell to 18-18 on May 21 and never got back to .500 for the rest of the season. Entering September, Pittsburgh was in fifth place, two games behind Kansas City. The Rebels then caught fire and went 16-8 for the final month to pass the Packers and move into fourth place, where they finished 76-78, a distant 20 games behind the pennant-winning Whales.



Leading the Pittsburgh offense was 1b **Ed Konetchy**, who hit .280 and totaled 58 extra-base hits, including 11 home runs, while driving in 102 runs, third in the league. 2b **Steve Yerkes**, who played for the Red Sox on their 1912 championship team, hit .290 with 54 RBIs and RF **Jim Kelly** hit a solid .283 with 17 triples. 3b **Mike Mowrey** drove in 73 runs and team manager and CF **Rebel Oakes** hit .258 with 72 RBIs. Pinch-hitter **Ed Lennox** was outstanding as a pinch-hitter, hitting .288 with seven extra-base hits, eight RBIs and six BB.

The Stogies pitching staff was inconsistent all season long, until September, when the Rebs were a league-best 16-8 for the final month. **Clint Rogge** won his final nine starts from Aug. 16 through the end of the season to finish 18-11. **Elmer Knetzer** won six of eight in September to conclude at 17-11. Lefty **Frank Allen** struggled at times and wound up with a 17-18 record. **Cy Barger** (9-10) and **Bunny Hearn** (5-12) were generally ineffective as spot starters and relievers. The pitching staff only gave up ten or more runs in three games all season long.

Fifth place: Kansas City Packers, 72-82, .468, -23 games

The Packers spent the majority of the 1915 season in the middle of the standings. After a slow start, the Pack moved into fourth place on July 3 and, four days later, hit their peak for the season, getting to .500 (41-41), but then falling back below .500. Kansas City was able to hold on to their first division position through Sept. 10, but lost eight of their last 12 games, enabling Pittsburgh to catch and pass them and drop the Packers into fifth place at 72-82 for the season.

The KC pitching staff, like the rest of the league, relied on their pitching to carry them. Lefty **Nick Cullop** was 19-12, 2.04, and had a spectacular run from July 26-Aug. 25, winning six in a row, four by shutouts and finishing with a 7-1, one-hit win over Baltimore. Alas, Cullop lost four of his final six decisions, including his last two starts, just missing the 20-win circle. Lefty **Gene Packard** was 16-16, with a seven-game win streak from May-June 4. **Chief Johnson**, expected to be the ace of the pitching staff, fell off to 15-18, frequently victimized by lack of offense. Righthander **Alex Main** (12-14, 3.22) was inconsistent and **Pete Henning**, who started and relieved, was 6-16, 3.41.

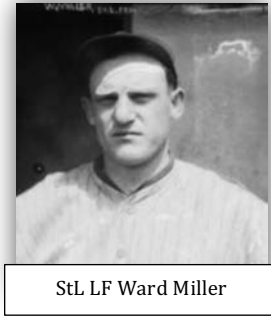
Offensively, **Duke Kenworthy** was the Packers best hitter for the second straight season, hitting 285, but was frequently in and out of the lineup with injuries. 3b **George Perring** (.242) let the Pack with 64 RBIs and 60 BB while LF **Al Shaw** (.254) hit nine homers and drove in 58 runs.

On defense, the Packers were shaky. SS **Johnny Rawlings** committed 40 errors and **Kenworthy** and **C Drummond Brown** both committed more than 20 miscues. As a team, KC committed 206 errors, only three less than last-place Baltimore, who had a league-worst 209 errors. Their pitching, which was better than the three bottom teams in the league, was frequently able to overcome the poor glove work and enable them to make a run at the first division, even though they fell short.


Sixth place: Brooklyn Tip-Tops, 71-83, .461, -24 games

Despite their sixth-place finish, the Tips were one of the most entertaining teams in the replay, with an offense that could erupt and any time, but also could stay dormant for long stretches. The Tip-Tops played over .500 baseball through the middle of May, but fell back to sixth place on May 13 and, after falling into seventh place in late May for a couple of days, settled into sixth place for the remainder of the campaign.

The Brooklyn offense could explode in streaks and led the league with a .261 batting average and .326 team OBP. On April 17, the Tips annihilated Newark 23-6 and, the next day, obliterated Baltimore 19-4. Later in the month, Brooklyn again overwhelmed the Terps by



StL LF Ward Miller



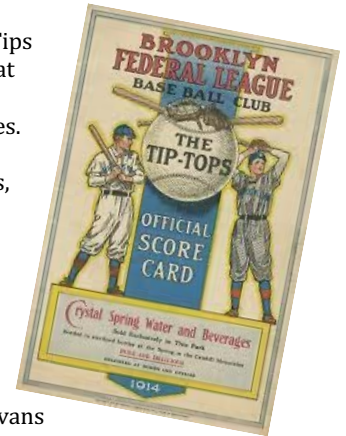
KC P Nick Cullop

a 19-3 score. As May wound down, the Tips blasted Buffalo in back-to-back blowouts by scores of 12-5 and 16-1. In June, they again victimized the hapless Terrapins three more times by scores of 15-11, 12-0 (11 innings) and 10-3. For the season, the Tips scored 10 or more runs in fourteen games.

While Brooklyn easily put up plenty of runs, their offense just as easily disappeared. In mid-July, the Tips lost 11 of 13, scoring only 17 runs in the thirteen games, including back-to-back shutouts June 23-24 at the hands of the Terriers Eddie Plank and Doc Crandall. In August, Brooklyn hit an almost identical slump, dropping 11 of 14 games, three of the losses via shutout and scoring one run in two other losses.

The Tips finished strong, sweeping the last-place Terrapins in four games and then serving as spoilers, taking three of four from Newark in their final series of the year to end any hopes the Pepper had of catching Chicago.

Steve Evans enjoyed a terrific half-season with the Tips, hitting .376 and driving in 58 runs before being dealt Baltimore in mid-season. Evans, before being traded and was still with the Pepper, provided a solid one-two batting punch with the Federal League's premier hitter, **Benny Kauff**, who was runner-up to Evans in the batting race, hitting .323, but never really coming very close to defending his 1914 replay batting title. Kauff drove in 92 runs, fifth in the league, was runner-up to Evans with a .432 OBP, and stole 57 bases, second only to Chicago's Ward Miller.

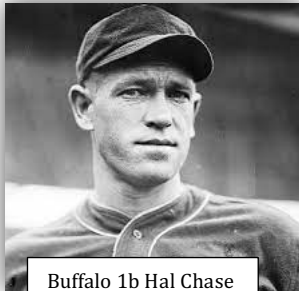


LF **Claude Cooper** was fifth in the league in batting at .300, .378 OBP, with six home runs and 76 RBIs. 1b **Hap Myers** hit .298, but only played two-thirds of the season, driving home 43 runs and had 36 SB. Manager-2b **Lee Magee** had a strong second half and hit .289. 3b **Al Halt** drove in 72 runs, but struck out 104 times, tops in the FL, while SS **Fred Smith**, acquired in mid-season from Buffalo, hit six home runs and drove in 57 runs.

The Tips were handicapped by a poor defense, committing 192 errors, third-most in the league. Brooklyn's pitchers suffered 145 unearned runs, only 12 less than last-place Baltimore. The Tip-Top's benchmark moment for defensive misplay occurred on June 20, when Brooklyn committed *nine errors* in 10-2 loss at Newark.

Seventh place: Buffalo Blues , 65-89, .422 -31 games

The Buffeds, indeed, had the blues throughout the 1915 replay. They started off to a terrible start and settled into the cellar on May 5, where they resided until July 4, when they passed rapidly sinking Baltimore, settling in to seventh place, where they finished the rest of season. The Blues high point of the season came at the end of June, when the Blues swept the Chicago Whales, at Weeghman Park (Wrigley Field) and then won their first two games in July , at Kansas City, completing a six-game win streak.




Buffalo 1b Hal Chase

Buffalo's offense was the worst in the Fed, suffering 16 shutout losses, tied with Kansas City for the second-most in the league. The team was dead last in the league in runs scored .521, batting average (.223), OBP (.283), and slugging (.303). Their only genuine threats was 1b **Hal Chase**, who led the Fed in home runs (21) and drove in 98 runs while hitting a respectable .283. OF **Jack Dalton** hit .280 and had a team-best .358 OBP, but had only 15 extra-base hits. Manager **Baldy Louden** hit .263 and 53 RBIs and CF **Clyde Engle** drove in 62 runs.

Workhorse **Al Schulz** (20-17, 2.26) was second in the league in innings pitched (331) and threw five shutouts. Schulz won five straight games from Aug. 18-Sept 2, but after losing his next two starts, notched his 20th win on Sept 17 over Brooklyn 7-3. Righthander **Fred Anderson** (16-11, 2.13) also recorded five shutouts, including a 6-0 one-hitter over Baltimore on the last day of the season. Veteran **Hugh Bedient** was 13-16, 2.67. and former Cleveland Indian **Gene Krapp** (9-23, 4.38) lost seven of his eight final decisions and led the league in losses

Baltimore Terrapins, 55-99, .357, -40 games



Balt P Jack Quinn

The Terps fell from the top spot in the league into the cellar. Despite their last place performance, the replay team overperformed in comparison with their real-life counterpart, who were 47-107, and were not a team to be taken lightly, primarily because of their offensive, which produced 580 runs and led the league with 212 doubles. The pitching, however, was the league's worst, by far, with a 4.58 ERA, high for any era and stratospheric for the standards of the Deadball Era.

The Terrapins started surprisingly strong and were in fourth place with a 22-26 record on June 2, but then lost 11 in a row, dumping them into the cellar. In July, Baltimore lost seven in a row from July 2-7 and, after sweeping Chicago at home in their next four games, lost eight in a row. In August, the Terps suffered a nine-game losing streak and, in the final month of the season, they went through a stretch losing 12 of 13. From June 3-Sept 26, the team played at a .305 clip.

The two bright spots for Baltimore were **Steve Evans** (.332, 46 RBIs with the Terrapins in 87 games), acquired from Brooklyn in mid-season, and former New York Highlander **Guy Zinn** (.312),

who led the team with 57 runs batted in in 106 games. Versatile **Vern Duncan** hit .280 and 3b **Jimmy Walsh** hit six homers and drove in 50 runs before being traded to St. Louis in mid-season.

Baltimore's pitching was their undoing. The Terrapins pitchers led the league in hits allowed, total runs surrendered (854, more than 160 more Brooklyn, who was seventh with 681 runs allowed). The lone bright spot in the Terps pitching was the 1914 replay Cy Young winner **Jack Quinn**, who somehow managed to post a 18-1 record, despite a 3.30 ERA and poor defensive support. **George Suggs** was the only other pitcher to win in double figures, going 11-14, 4.79. Aging **Chief Bender** was 7-18, 5.67 and **Rankin Johnson**, acquired in mid-year from Chicago, went 7-13, 3.59. Lefty **Bill Bailey** was 5-17, 5.78 before being traded to Chicago late in the season.

The Terps defense was a sieve, leading the Federal League in errors committed with 209 miscues, which led to 157 unearned runs.




Chicago LF **Max Flack** was a solid performer for the Whales, hitting .274 with 52 RBIS.



Brooklyn 1b **Hap Myers** hit .298 for the Tip-Tops and stole 36 bases.




Baltimore Terrapin LF **Vern Duncan** hit .280 and scored 81 runs for the Terps.



Joe Agler, who started the season with Buffalo and was traded to Baltimore, had a miserable season, hitting only .154, and was a defensive liability at first base. Agler did manage to draw 50 BB.



After hitting only .139 in 25 games with Chicago, **Al Wickland** was traded from the Whales to Pittsburgh, where he took over and hit .283 for the Rebels.



Former NY Highlander **Guy Zinn** hit a respectable .312 with the Baltimore Terrapins.

1915 Federal League Team Totals

| <i>Batting</i> | | | | | | | | | | | | | | | | | | |
|-------------------|-------------|-------------|-------------|-------------|------------|-------------|------------|-----------|-----------|------------|------------|------------|----------------|-----------|-----------|-----------|------------|------------|
| Team | Avg | OBP | Slg. | AB | R | H | 2B | 3B | HR | RBI | BB | K | SB-CS | Sac | SF | HB | GIDP | E |
| Brooklyn | .261 | .326 | .350 | 5176 | 697 | 1350 | 185 | 75 | 43 | 634 | 481 | 713 | 236-77 | 50 | 58 | 45 | 96 | 192 |
| Newark | .249 | .306 | .336 | 5227 | 610 | 1300 | 211 | 83 | 26 | 543 | 427 | 303 | 128-75 | 78 | 43 | 27 | 101 | 179 |
| Chicago | .248 | .313 | .356 | 5318 | 643 | 1321 | 170 | 80 | 81 | 640 | 491 | 661 | 101-59 | 51 | 45 | 29 | 100 | 165 |
| St. Louis | .247 | .312 | .337 | 5102 | 585 | 1259 | 211 | 80 | 30 | 536 | 476 | 607 | 184- 94 | 80 | 48 | 28 | 99 | 173 |
| Baltimore | .241 | .306 | .326 | 5227 | 580 | 1260 | 212 | 58 | 39 | 516 | 479 | 690 | 84-46 | 50 | 50 | 34 | 109 | 209 |
| Pittsburgh | .239 | .304 | .316 | 5176 | 576 | 1238 | 160 | 75 | 30 | 526 | 429 | 652 | 107-81 | 93 | 51 | 73 | 70 | 174 |
| Kansas City | .233 | .289 | .309 | 5206 | 534 | 1212 | 201 | 47 | 33 | 472 | 393 | 545 | 132-61 | 7 | 38 | 24 | 92 | 206 |
| Buffalo | .223 | .283 | .303 | 5159 | 521 | 1152 | 172 | 57 | 41 | 462 | 436 | 608 | 158-75 | 81 | 48 | 12 | 96 | 185 |
| <i>FL Average</i> | <i>.243</i> | <i>.305</i> | <i>.329</i> | <i>5200</i> | <i>593</i> | <i>1262</i> | <i>190</i> | <i>69</i> | <i>40</i> | <i>541</i> | <i>452</i> | <i>635</i> | <i>141-71</i> | <i>70</i> | <i>48</i> | <i>34</i> | <i>95</i> | <i>185</i> |

| <i>Pitching</i> | | | | | | | | | | | | | | | | |
|-------------------|--------------|-------------|------------|------------|-----------|-----------|-----------|---------------|-------------|----------------|-----------|------------|------------|-----------|-----------|--|
| Team | W-L | ERA | Apr | GS | CG | Sh | Sv | IP | H | R-ER | HR | BB | SO | HB | WP | |
| Newark | 93-61 | 2.42 | 210 | 154 | 92 | 17 | 3 | 1393.0 | 1071 | 472-375 | 31 | 447 | 651 | 28 | 13 | |
| St. Louis | 89-65 | 2.56 | 222 | 154 | 82 | 15 | 11 | 1352.3 | 1103 | 466-384 | 19 | 384 | 688 | 31 | 11 | |
| Chicago | 95-59 | 2.77 | 224 | 154 | 87 | 14 | 9 | 1405.0 | 1170 | 521-433 | 24 | 436 | 591 | 36 | 14 | |
| Pittsburgh | 76-78 | 2.85 | 236 | 154 | 72 | 14 | 9 | 1389.7 | 1228 | 553-440 | 50 | 452 | 597 | 31 | 13 | |
| Kansas City | 72-82 | 2.87 | 218 | 154 | 82 | 16 | 3 | 1405.3 | 1201 | 561-448 | 33 | 428 | 620 | 30 | 18 | |
| Buffalo | 65-89 | 3.31 | 234 | 154 | 70 | 12 | 3 | 1392.3 | 1317 | 614-512 | 45 | 539 | 752 | 30 | 20 | |
| Brooklyn | 71-83 | 3.63 | 252 | 154 | 62 | 9 | 6 | 1329.0 | 1402 | 681-536 | 31 | 503 | 583 | 21 | 18 | |
| Baltimore | 55-99 | 4.58 | 260 | 154 | 60 | 8 | 6 | 1369.0 | 1649 | 855-697 | 69 | 449 | 662 | 44 | 19 | |
| <i>FL Average</i> | <i>77-77</i> | <i>3.12</i> | <i>232</i> | <i>154</i> | <i>76</i> | <i>13</i> | <i>6</i> | <i>1380.0</i> | <i>1268</i> | <i>590-478</i> | <i>38</i> | <i>455</i> | <i>643</i> | <i>31</i> | <i>16</i> | |

Balks: Pittsburgh 3, Baltimore, Brooklyn, St. Louis 1 each

The Brooklyn Tip-Tops had the league's most prolific offense, hitting a league-best .261 and .320 OBP, scored a league-high 697 runs and also led the league in stolen bases with 236 swipes. The Tips pitching, unfortunately, was almost a total opposite from the offense, ranking seventh in the league at 3.63, allowing 536 runs and allowed the second most BB with 503 walks allowed.

The pennant-winning Chicago Whales ranked third in batting (.248) and third in pitching (2.77 ERA). What distinguished the Whales offense was their power, pounding out 81 home runs slugging at a .356 clip, leading the Fed in both categories slugging. The Whales also led the league in bases on balls (491).

Lowly Baltimore surprisingly ranked fourth in batting (.241) and scored 580 runs, but were undone by a pitching staff that had a stratospheric (for the times) 4.59 ERA and led the league in runs allowed (855) and hits allowed (1649) by wide margins

Runner-up Newark had outstanding pitching (2.42 ERA) with 92 complete games and 17 shutouts and ranked second in the Fed in batting (.242) but had the second-fewest walks in the league (427) and a hollow .306 OBP. The Pepper lead the league in three-base hits with 83 triples but were dead last in home runs with 26.

Buffalo had the least productive offense in the league, hitting only .223, ten points worse than Kansas City, which ranked seventh, and had the worst OBP in the Fed at .283. Not surprisingly, the Blues were dead last in runs scored and slugging.



1915 PITTSBURGH REBELS TEAM PHOTO

Chicago's Dutch Zwilling and George McConnell headline '15 Fed All Stars

Pitching dominated the 1915 Federal League All-Star team with all five All-Star starters winning 20 or more games and posting ERA below 2.00 and St. Louis starter-reliever **Doc Crandall**, who also won a total of 20 games, including three relief wins, posting a miniscule 0.37 ERA as a reliever.

Chicago's **George McConnell** (26-8, 1.90), was the Federal League Cy Young winner. McConnell was the catalyst for the Whales successful late season drive that overtook Newark. McConnell won 10 straight starts from Aug. 2-Sept. 21, all of them complete games, while posting a 1.78 ERA and beating Newark twice during the win streak. Earlier in the season, McConnell reeled off nine wins in a row from May 5-June 13, keeping the Whales in contention in the early going.

A close contender for the Cy Young award was St. Louis Terrier **Dave Davenport**, who was 27-14 for a Terrier team that only had a sputtery offense. Davenport threw six shutouts, including a 5-0 no-hitter over Buffalo on July 6, which started a run of 10 wins in 11 starts through August 14. In his 14 losses, Davenport only allowed a total of 26 runs in five of the losses in games in which the Terriers failed to score. Davenport led the Fed in strikeouts (211), innings pitched (364) and complete games (27) and also saved two games.

Newark's **Ed Reulbach** and **Earl Moseley** were a potent one-two combo for the Pepper. Reulbach was 21-9 with a league-leading 1.32 ERA. Reulbach started the season going 10-2 before losing 1-0 in back-to-back losses at Pittsburgh and Chicago, and then winning his next eight in a row. Moseley was 21-10, 191 strikeouts, with *two no-hit wins*, both over Chicago, along with a one- hitter, four two-hit wins and six three-hit wins.

Rounding out the All-Star team starting five was St. Louis lefty **Eddie Plank** (20-11, 1.34, second in the league in ERA). From July 23-Aug 20, Plank threw four shutouts, part of his season total of seven shutouts.

Earning the MVP award was **Chicago CF Dutch Zwilling**, who hit .290 and led the Federal League with 106 RBIs and with All-Star 1b Hal Chase for the league HR and doubles lead. Zwilling led the league in slugging (.498). What really distinguished Zwilling's performance was his ability to deliver in key situations, including a standout performance in a September head-to-head series at Newark, where he went 8-16 with a pair of homers to key a four-game sweep that put Chicago ahead for good in the pennant race.

A strong contender for MVP honors was outfielder **Steve Evans**, who split his season between Brooklyn and Baltimore. Evans led the league in batting (.351), OBP (.442), and base hits (190), 22 hit by pitches, and sac flies (12). He also ranked second in the league with 104 RBIs, fourth in BB (76) and third in slugging (.464). What really set Evans apart was his defensive ability Evans powerful throwing arm consistently kept runners from advancing on base while throwing out 14 baserunners. Neither Brooklyn nor Baltimore, however, were able to capitalize on Evans hard-hitting presence in their lineups, both finishing in the second division.

Not on the All-Star team, but certainly worthy of recognition, was Newark's **CF Benny Kauff**, who was second to Evans in batting (.323), OBP (.423) and stole 57 bases, second in the league to St. Louis All-Star **LF Ward Miller**, who hit .303 and stole 58 bases, one more than Kauff.

The remainder of the All-Star infield was lackluster with 2b **Lee Magee**, Brooklyn (.289, 63 RBI, 27 SB) , SS **Jimmy Esmond**, Newark (.247, 60 RBI) and 3b Pittsburgh's **Mike Mowrey** (.243, 73 RBI).

Chicago's All-Star C **Art Wilson** not only provided sound defensive play, but was an offensive force, hitting .348 in 93 games and ranking third in HR with 15 round-trippers. Wilson also walked 57 times and drove in 57 runs.

| Player | Avg | OBP | G | AB | R | H | 2b | 3b | HR | RBI | BB | K | SB-CS | Sac | SF | HBP | DP | E |
|----------------------------|-------------|-------------|-----|-----|----|-----|-----|----|-----|-----|----|----|-------|-----|----|-----|----|----|
| C Art Wilson, Chicago | .348 | .456 | 93 | 276 | 45 | 96 | 10 | 1 | 15 | 57 | 58 | 39 | 5-1 | 0 | 4 | 0 | 5 | 5 |
| 1B Hal Chase, Buffalo | .283 | .324 | 145 | 568 | 87 | 161 | 38t | 6 | 21t | 98 | 36 | 52 | 31-8 | 3 | 4 | 0 | 7 | 13 |
| 2b Lee Magee, Brooklyn | .289 | .352 | 127 | 478 | 80 | 138 | 16 | 11 | 4 | 49 | 30 | 38 | 27-17 | 7 | 5 | 2 | 5 | 15 |
| SS Jimmy Esmond, Nwk | .247 | .350 | 154 | 599 | 86 | 148 | 22 | 5 | 5 | 60 | 55 | 70 | 12-8 | 7 | 5 | 1 | 4 | 31 |
| 3B Mike Mowrey, Pitt | .243 | .332 | 148 | 514 | 67 | 125 | 21 | 4 | 4 | 73 | 68 | 51 | 31-10 | 10 | 5 | 3 | 8 | 23 |
| LF Ward Miller, St | .303 | .357 | 138 | 581 | 80 | 176 | 20 | 7 | 2 | 58 | 50 | 63 | 58-9 | 1 | 4 | 1 | 3 | 9 |
| CF Dutch Zwilling, Chicago | .290 | .368 | 149 | 572 | 94 | 166 | 38t | 9 | 21t | 106 | 74 | 71 | 19-6 | 0 | 7 | 0 | 10 | 15 |
| RF Steve Evans, Brkn-Balt | .351 | .442 | 148 | 541 | 83 | 190 | 30 | 8 | 5 | 104 | 76 | 54 | 14-7 | 0 | 12 | 22 | 10 | 15 |

| Pitchers | W-L | ERA | G | GS | CG | Sh | Sv | IP | H | R-ER | HR | BB | SO | HB | WP |
|----------------------------|-------|------|----|----|----|----|----|-------|-----|-------|----|----|-----|----|----|
| Dave Davenport, StL | 27-14 | 1.95 | 48 | 44 | 27 | 6 | 2 | 364.0 | 239 | 98-79 | 2 | 97 | 211 | 9 | 2 |
| George McConnell, Chi | 26-8 | 1.90 | 40 | 36 | 26 | 3 | 6 | 318.0 | 200 | 81-67 | 4 | 85 | 153 | 5 | 1 |
| Ed Reulbach, Nwk | 21-9 | 1.32 | 33 | 30 | 23 | 3 | 1 | 272.0 | 187 | 55-40 | 4 | 64 | 112 | 2 | 2 |
| Earl Moseley, Nwk | 21-10 | 1.85 | 35 | 32 | 23 | 7 | 0 | 302.3 | 158 | 76-62 | 4 | 81 | 191 | 4 | 5 |
| Eddie Plank, StL | 20-11 | 1.34 | 38 | 30 | 22 | 7 | 2 | 295.0 | 178 | 54-44 | 3 | 66 | 162 | 4 | 0 |
| Doc Crandall, StL (relief) | 2-0 | 0.37 | 12 | - | - | - | 4 | 24.3 | 10 | 3-3 | 1 | 3 | 8 | 0 | 0 |

Note: Crandall was 20-16 for 1915 with 44 total games and 12 relief appearances. Only Crandall's relief stats are shown above.

1915 Federal League All-Star team



LF Ward Miller, StL




CF Dutch Zwilling, Chi
Most Valuable Player



RF Steve Evans, Bkn-Balt



3b Mike Mowrev.



SS Jimmy Esmond, Newark



2b Lee Magee, Brooklyn



1b Hal Chase, Buffalo



P Geo. McConnell, Chi
Cy Young winner



C Art Wilson, Chicago



RP Doc Crandall, St. Louis



P Ed Reulbach, Newark



P Dave Davenport, StL



P Earl Moseley, Nwk



P Eddie Plank, StL

1915 Federal League Batting Leaders

| | | | | | | | | |
|---------------------------------|------------------------|------|----------------------------------|------|------------------------|-----------------------|--|--|
| Batting Avg (Min 477 PA) | | | On Base Pct. (Min 477 PA) | | | Runs Batted In | | |
| 1 | Steve Evans, Bkn-Balt | .351 | Steve Evans, Bkn-Balt | .433 | Dutch Zwilling, Chi | 106 | | |
| 2 | Benny Kauff, Bkn | .323 | Benny Kauff, Bkn | .423 | Steve Evans, Bkn-Balt | 104 | | |
| 3 | Ward Miller, Chi | .303 | Claude Cooper, Bkn | .388 | Ed Konetchy, Pitt | 102 | | |
| 4 | Vin Campbell, Nwk | .302 | Babe Borton, StL | .382 | Hal Chase, Buff | 98 | | |
| 5 | Claude Cooper, Bkn | .300 | Benny Meyer, Balt-Buff | .372 | Benny Kauff, Bkn | 92 | | |
| 6 | Steve Yerkes, Pitt | .290 | Dutch Zwilling, Chi | .368 | Claude Cooper, Bkn | 76 | | |
| 7 | Dutch Zwilling, Chi | .290 | Jack Dalton, Buff | .358 | Al Scheer, Nwk | 76 | | |
| 8 | Lee Magee, Bkn | .289 | Ward Miller, Chi | .357 | Mike Mowrey, Pitt | 73 | | |
| 9 | Duke Kenworthy, KC | .285 | Les Mann, Chi | .357 | Al Halt, Bkn | 72 | | |
| 10 | Les Mann, Chi | .284 | Bill Rariden, Nwk | .350 | Rebel Oakes, Pitt | 72 | | |
| Doubles | | | Triples | | | Home runs | | |
| 1 | Dutch Zwilling, Chi | t38 | Al Scheer, Nwk | t17 | Hal Chase, Buff | t21 | | |
| 2 | Hal Chase, Buff | t38 | Fred Smith, Buff-Bkn | t17 | Dutch Zwilling, Chi | t21 | | |
| 3 | Ed Konetchy, Pitt | 33 | Jim Kelly, Pitt | t17 | Art Wilson, Chi | 15 | | |
| 4 | Claude Cooper, Bkn | 32 | Les Mann, Chi | 15 | Ed Konetchy, Pitt | 11 | | |
| 5 | Al Scheer, Nwk | 31 | Ed Konetchy, Pitt | 14 | Al Shaw, KC | 9 | | |
| 6 | Steve Evans, Bkn-Balt | 30 | Edd Roush, Nwk | 14 | Ernie Johnson, StL | 8 | | |
| 7 | Duke Kenworthy, KC | 30 | Al Wickland, Chi-Pitt | 13 | Max Flack, Chi | 7 | | |
| 8 | Emil Huhn, Nwk | 28 | Jack Tobin, StL | 12 | Harry Fritz, Chi | 7 | | |
| 9 | Bill Raride, Nwk | 27 | Lee Magee, Bkn | 11 | George Perring, KC | 7 | | |
| 10 | Jack Tobin, StL | 27 | Four tied with | 10 | Fred Smith, Buff-Bkn | 7 | | |
| Base hits | | | Runs scored | | | Bases on balls | | |
| 1 | Steve Evans, Bkn-Balt | 190 | Benny Kauff, Bkn | 109 | Babe Borton, StL | 89 | | |
| 2 | Ward Miller, Chi | 175 | Dutch Zwilling, Chi | 94 | Benny Kauff, Bkn | 86 | | |
| 3 | Ed Konetchy, Pitt | 172 | Claude Cooper, Bkn | 91 | Claude Cooper, Bkn | 81 | | |
| 4 | Claude Cooper, Bkn | 167 | Max Flack, Chi | 89 | Steve Evans, Bkn-Balt | 76 | | |
| 5 | Dutch Zwilling, Chi | 166 | Hal Chase, Buff | 87 | Dutch Zwilling, Chi | 74 | | |
| 6 | Vern Duncan, Balt | 165 | Jimmy Esmond, Nwk | 86 | Benny Meyer, Balt-Buff | 73 | | |
| 7 | Hal Chase, Buff | 161 | Steve Evans, Bkn-Balt | 83 | Mike Mowrey, Pitt | 68 | | |
| 8 | Benny Kauff, Bkn | 160 | Vern Duncan, Balt | 81 | Marty Breghammer, Pitt | 66 | | |
| 9 | Jim Kelly, Pitt | 155 | Al Scheer, Nwk | 81 | Bill Rariden, Nwk | 64 | | |
| 10 | Max Flack, Chi | 155 | Three tied with | 80 | Baldy Loudon, Buff | 63 | | |
| Stolen bases | | | Caught Stealing | | | Strikeouts | | |
| 1 | Ward Miller, Chi | 58 | Baldy Loudon, Buff | 22 | Al Halt, Bkn | 104 | | |
| 2 | Benny Kauff, Bkn | 57 | Lee Magee, Bkn | 17 | Claude Cooper, Bkn | 89 | | |
| 3 | Hap Myers, Bkn | 36 | Bobby Vaughn, StL | 16 | Jack McCandless, Balt | 85 | | |
| 4 | Claude Cooper, Bkn | 31 | Ed Konetchy, Pitt | 16 | Jimmy Smith, Chi-Balt | 83 | | |
| 5 | Hal Chase, Buff | 31 | Al Wickland, Chi-Pitt | 15 | Vern Duncan, Balt | 79 | | |
| 6 | Mike Mowrey, Pitt | 31 | Benny Kauff, Bkn | 13 | Babe Borton, StL | 74 | | |
| 7 | Al Halt, Bkn | 29 | Babe Borton, StL | 12 | Dutch Zwilling, Chi | 71 | | |
| 8 | Lee Magee, Bkn | 27 | Max Flack, Chi | 12 | Jimmy Esmond, Nwk | 70 | | |
| 9 | Edd Roush, Nwk | 27 | Al Scheer, Nwk | 12 | Jack Tobin, StL | 68 | | |
| 10 | Al Wickland, Chi-Pitt | 25 | Edd Roush, Nwk | 12 | Marty Breghammer, Pitt | 67 | | |
| | Marty Breghammer, Pitt | 25 | | | | | | |

Sacrifice hits

| | | |
|----|-------------------------|----|
| 1 | Bill McKechnie, Nwk | 16 |
| 2 | Marty Breghammer, Pitt | 12 |
| 3 | Al Wickland, Chi-Pitt | 12 |
| 4 | Steve Yerkes, Pitt | 11 |
| 5 | Bobby Vaughn, StL | 11 |
| 6 | Mickey Doolan, Balt-Chi | 10 |
| 7 | Mike Mowrey, Pitt | 10 |
| 8 | George Perring, KC | 10 |
| 9 | Johnny Rawlings, KC | 10 |
| 10 | Jack Tobin, StL | 10 |

Games Appeared

| | | |
|----|---------------------|-----|
| 1 | Jack Tobin, StL | 154 |
| 2 | Chad Chadbourne, KC | 154 |
| 3 | George Perring, KC | 154 |
| 4 | Jimmy Esmond, Nwk | 154 |
| 5 | Ed Konetchy, Pitt | 151 |
| 6 | Babe Borton, StL | 150 |
| 7 | Claude Cooper, Bkn | 149 |
| 8 | Vern Duncan, Balt | 149 |
| 9 | Dutch Zwilling, Chi | 149 |
| 10 | Three tied with | 148 |

Total Bases

| | | |
|----|-----------------------|-----|
| 1 | Dutch Zwilling, Chi | 285 |
| 2 | Hal Chase, Buff | 274 |
| 3 | Ed Konetchy, Pitt | 266 |
| 4 | Steve Evans, Bkn-Balt | 251 |
| 5 | Claude Cooper, Bkn | 233 |
| 6 | Al Scheer, Nwk | 228 |
| 7 | Benny Kauff, Bkn | 221 |
| 8 | Ward Miller, StL | 216 |
| 9 | Max Flack, Chi | 211 |
| 10 | Jack Tobin, StL | 210 |

Low OB Pct. (Min 225 PA)

| | | |
|----|-------------------------|------|
| 1 | Hugh Bradley, 3 tms | .175 |
| 2 | Bill Bradley, KC | .200 |
| 3 | Walter Blair, Buff | .214 |
| 4 | Roxey Roach, Buff | .232 |
| 5 | Harry Chapman, StL | .233 |
| 6 | Jack Lewis, Pitt | .246 |
| 7 | Grover Land, Bkn | .256 |
| 8 | Claude Berry, Pitt | .258 |
| 9 | Mickey Doolan, Balt-Chi | .258 |
| 10 | Tom Downey, Buff | .25 |

Sacrifice flies

| | |
|-----------------------|----|
| Steve Evans, Bkn-Balt | 12 |
| Rebel Oakes, Pitt | 11 |
| Claude Cooper, Bkn | 9 |
| Ed Konetchy, Pitt | 9 |
| Clyde Engle, Buff | 8 |
| Baldy Louden, Buff | 8 |
| Benny Kauff, Bkn | 8 |
| Al Scheer, Nwk | 8 |
| Guy Zinn, Balt | 8 |
| Al Shaw, KC | 7 |
| Dutch Zwilling, Chi | 7 |

Hit by pitch

| | |
|------------------------|----|
| Steve Evans, Bkn-Balt | 22 |
| Marty Breghammer, Pitt | 17 |
| Grover Hartley, StL | 14 |
| Grover Gilmore, KC | 13 |
| Edd Roush, Nwk | 7 |
| Rollie Zeider, Chi | 7 |
| Benny Kauff, Bkn | 6 |
| Babe Borton, StL | 5 |
| Vern Duncan, Balt | 5 |
| Al Scheer, Nwk | 5 |

Slugging (Min. 477 PA)

| | |
|-----------------------|------|
| Dutch Zwilling, Chi | .498 |
| Hal Chase, Buff | .466 |
| Steve Evans, Bkn-Balt | .464 |
| Benny Kauff, Bkn | .446 |
| Ed Konetchy, Pitt | .433 |
| Claude Cooper, Bkn | .421 |
| Bill Kenworthy, KC | .410 |
| Al Scheer, Nwk | .408 |
| Les Mann, Chi | .399 |
| Lee Magee, Bkn | .393 |

At bats

| | |
|---------------------|-----|
| Jack Tobin, StL | 647 |
| Chad Chadbourne, KC | 632 |
| Ed Konetchy, Pitt | 615 |
| Jimmy Esmond, Nwk | 599 |
| Vern Duncan, Balt | 589 |
| Rebel Oakes, Pitt | 589 |
| Ward Miller, StL | 581 |
| Dutch Zwilling, Chi | 572 |
| George Perring, KC | 571 |
| Hal Chase, Buff | 568 |

Grounded into DPs

| | |
|-------------------------|----|
| Bobby Vaughn, StL | 15 |
| Delos Drake, StL | 14 |
| George Perring, KC | 14 |
| George Stovall, KC | 14 |
| George Anderson, Bkn | 13 |
| Claude Cooper, Bkn | 13 |
| Jack Dalton, Buff | 13 |
| Mickey Doolan, Balt-Chi | 13 |
| Frank LaPorte, Nwk | 13 |

Low Bat Avg (225 PA)

| | |
|----------------------|------|
| Harry Chapman, StL | .133 |
| Joe Agler, Buff-Balt | .154 |
| Bill Bradley, KC | .165 |
| Ed Kirkpatrick, Balt | .168 |
| Walter Blair, Buff | .171 |
| Hugh Bradley, 3 tms | .171 |
| Claude Berry, Pitt | .174 |
| Jack Farrell, Chi | .175 |
| Solly Hofman, Buff | .177 |
| Tom Downey, Buff | .194 |

1915 Federal League Pitching Leaders

| Earned Run Avg (Min. 154 IP) | | Wins | Won-Lost Pct. (15 or more dec.) | | | | |
|-------------------------------------|-----------------------|-------------|--|-------|-----------------------|-------|------|
| 1 | Ed Reulbach, Nwk | 1.32 | Dave Davenport, StL | 27-14 | George McConnell, Chi | 26-8 | .765 |
| 2 | Eddie Plank, StL | 1.34 | George McConnell, Chi | 26-8 | Harry Moran, Nwk | 15-6 | .714 |
| 3 | Earl Moseley, Nwk | 1.85 | Ed Reulbach, Nwk | 21-9 | Ed Reulbach, Nwk | 21-9 | .700 |
| 4 | George McConnell, Chi | 1.90 | Earl Moseley, Nwk | 21-10 | Geo. Kaiserling, Nwk | 19-9 | .679 |
| 5 | Dave Davenport, StL | 1.95 | Eddie Plank, StL | 20-11 | Earl Moseley, Nwk | 21-10 | .677 |
| 6 | Nick Cullop, KC | 2.04 | Claude Hendrix, Chi | 20-11 | Happy Finneran, Bkn | 16-8 | .667 |
| 7 | Harry Moran, Nwk | 2.05 | Doc Crandall, StL | 20-16 | Dave Davenport, StL | 27-14 | .659 |
| 8 | Fred Anderson, Buff | 2.13 | Al Schulz, Buff | 20-17 | Eddie Plank, StL | 20-11 | .645 |
| 9 | Clint Rogge, Pitt | 2.25 | George Kaiserling, Nwk | 19-9 | Claude Hendrix, Chi | 20-11 | .645 |
| 10 | Al Schulz, Buff | 2.26 | Nick Cullop, KC | 19-12 | Bob Groom, StL | 15-9 | .625 |

| Shutouts | | Strikeouts | Bases on balls | | | |
|-----------------|------------------------|-------------------|-----------------------|-----|-----------------------|-----|
| 1 | Nick Cullop, KC | 10 | Dave Davenport, StL | 211 | Al Schulz, Buff | 144 |
| 2 | Earl Moseley, Nwk | 7 | Al Schulz, Buff | 208 | Gene Krapp, Buff | 136 |
| 3 | Eddie Plank, StL | 7 | Earl Moseley, Nwk | 191 | Frank Allen, Pitt | 114 |
| 4 | Dave Davenport, StL | 6 | Frank Allen, Pitt | 190 | Bill Bailey, Balt-Chi | 102 |
| 5 | George McConnell, Chi | 6 | Fred Anderson, Buff | 185 | Ed Lafitte, Bkn-Buff | 98 |
| 6 | Fred Anderson, Buff | 5 | Eddie Plank, StL | 162 | Dave Davenport, StL | 97 |
| 7 | Cy Falkenberg, Nwk-Bkn | 5 | Chief Johnson, KC | 157 | Clint Rogge, Pitt | 95 |
| 8 | Al Schulz, Buff | 5 | George McConnell, Chi | 153 | Mike Prendergast, Chi | 93 |
| 9 | Jack Quinn, Balt | 4 | Gene Packard, KC | 152 | Claude Hendrix, Chi | 92 |
| 10 | Six tied with | 3 | Jack Quinn, Balt | 150 | Nick Cullop, KC | 92 |
| | | | | | Chief Johnson, KC | 92 |

| Innings Pitched | | Total hits allowed | Total runs allowed | | | |
|------------------------|-----------------------|---------------------------|---------------------------|-----|--------------------------|-----|
| 1 | Dave Davenport, StL | 364.0 | Tom Seaton, Bkn-Nwk | 334 | Bill Bailey, Balt-Chi | 162 |
| 2 | Al Schulz, Buff | 331.0 | Jack Quinn, Balt | 274 | Tom Seaton, Bkn-Nwk | 149 |
| 3 | Nick Cullop, KC | 322.0 | George Suggs, Balt | 268 | Gene Krapp, Buff | 146 |
| 4 | Frank Allen, Pitt | 320.7 | Hugh Bedient, Buff | 267 | Chief Bender, Balt | 138 |
| 5 | George McConnell, Chi | 318.0 | Chief Bender, Balt | 263 | Rankin Johnson, Chi-Balt | 131 |
| 6 | Chief Johnson, KC | 307.0 | Bill Bailey, Balt-Chi | 259 | George Suggs, Balt | 131 |
| 7 | Earl Moseley, Nwk | 302.3 | Gene Krapp, Buff | 251 | Ed Lafitte, Bkn-Buff | 126 |
| 8 | Eddie Plank, StL | 295.0 | Claude Hendrix, Chi | 249 | Claude Hendrix, Chi | 126 |
| 9 | Doc Crandall, StL | 291.7 | Chief Johnson, KC | 246 | Alex Main, KC | 117 |
| 10 | Mike Prendergast, Chi | 283.7 | Frank Allen, Pitt | 240 | Jack Quinn, Balt | 117 |
| | | | Al Schulz, Buff | 240 | | |

| Earned runs allowed | | Unearned runs allowed | Games Appeared | | | |
|----------------------------|--------------------------|------------------------------|--------------------------|----|-----------------------|----|
| 1 | Tom Seaton, Bkn-Nwk | 126 | Bill Bailey, Balt-Chi | 42 | Dave Davenport, StL | 48 |
| 2 | Bill Bailey, Balt-Chi | 120 | Rankin Johnson, Chi-Balt | 32 | Jack Quinn, Balt | 45 |
| 3 | Gene Krapp, Buff | 117 | Gene Krapp, Buff | 29 | Doc Crandall, StL | 44 |
| 4 | George Suggs, Balt | 115 | Chief Johnson, KC | 29 | Mike Prendergast, Chi | 42 |
| 5 | Chief Bender, Balt | 111 | Dan Marion, StL | 28 | Tom Seaton, Bkn-Nwk | 42 |
| 6 | Ed Lafitte, Bkn-Buff | 108 | Chief Bender, Balt | 27 | Claude Hendrix, Chi | 41 |
| 7 | Claude Hendrix, Chi | 100 | Alex Main, KC | 27 | Six tied with | 40 |
| 8 | Rankin Johnson, Chi-Balt | 99 | Claude Hendrix, Chi | 26 | | |
| 9 | Jack Quinn, Balt | 98 | Geo. Kaiserling, Nwk | 24 | | |
| 10 | Alex Main, KC | 90 | Clint Rogge, Pitt | 24 | | |
| | Gene Packard, KC | 90 | | | | |

| Games started | | Complete Games | | Home Runs Allowed | | |
|----------------------|-----------------------|-----------------------|-----------------------|--------------------------|-----------------------|----|
| 1 | Dave Davenport, StL | 44 | Dave Davenport, StL | 27 | Russ Ford, Buffalo | 16 |
| 2 | Al Schulz, Buff | 38 | George McConnell, Chi | 26 | George Suggs, Balt | 14 |
| 3 | Frank Allen, Pitt | 37 | Al Schulz, Buff | 24 | Walt Dickson, Pitt | 13 |
| 4 | George McConnell, Chi | 36 | Frank Allen, Pitt | 24 | Jack Quinn, Balt | 12 |
| 5 | Nick Cullop, KC | 36 | Earl Moseley, Nwk | 23 | Bill Bailey, Balt-Chi | 11 |
| 6 | Tom Seaton, Bkn-Nwk | 34 | Ed Reulbach, Nwk | 23 | Frank Smith, Balt-Bkn | 11 |
| 7 | Chief Johnson, KC | 34 | Eddie Plank, StL | 22 | Frank Allen, Pitt | 10 |
| 8 | Doc Crandall, StL | 32 | Nick Cullop, KC | 21 | Ed Lafitte, Bkn-Buff | 9 |
| 9 | Earl Moseley, Nwk | 32 | Chief Johnson, KC | 20 | Alex Main, KC | 9 |
| 10 | Gene Packard, KC | 32 | Claude Hendrix, Chi | 20 | Three tied with | 8 |
| | | | Geo. Kaiserling, Nwk | 20 | | |

| Wild pitches | | Hit batsmen | | Balks | | |
|---------------------|--------------------------|--------------------|---------------------|--------------|--------------------------|---|
| 1 | Chief Johnson, KC | 10 | Mordecai Brown, Chi | 12 | Frank Allen, Pitt | 1 |
| 2 | Bill Bailey, Balt-Chi | 7 | Doc Crandall, StL | 11 | Dave Davenport, StL | 1 |
| 3 | Claude Hendrix, Chi | 7 | Dave Davenport, StL | 11 | Rankin Johnson, Chi-Balt | 1 |
| 4 | Happy Finneran, Bkn | 6 | Jack Quinn, Balt | 10 | George LeClair, 3 tms | 1 |
| 5 | Earl Moseley, Nwk | 5 | Hugh Bedient, Buff | 10 | Clint Rogge, Pitt | 1 |
| 6 | Gene Packard, KC | 4 | Gene Packard, KC | 8 | Frank Smith, Balt-Bkn | 1 |
| 7 | Jim Bluejacket, Bkn | 4 | Seven tied with | 7 | George Suggs, Balt | 1 |
| 8 | Rankin Johnson, Chi-Balt | 4 | | | | |
| 9 | Al Schulz, Buff | 4 | | | | |
| 10 | Tom Seaton, Bkn-Nwk | 4 | | | | |


| Games Lost | | Worst W-L Pct. (10 Dec) | | | W-L | Pct | High ERA (60 IP min) |
|-------------------|-------------------------|--------------------------------|-----------------------|------|------------|--------------------------|-----------------------------|
| 1 | Gene Krapp, Buff | 9-23 | Ed Lafitte, Bkn-Buff | 1-12 | .077 | Gene Krapp, Buff | 7.00 |
| 2 | Chief Bender, Balt | 7-18 | Frank Smith, Balt-Bkn | 2-8 | .200 | Ed Lafitte, Bkn-Buff | 5.95 |
| 3 | Bill Bailey, Balt-Chi | 7-18 | Dave Black, Chi-Balt | 3-11 | .211 | Chief Bender, Balt | 5.67 |
| 4 | Chief Johnson, KC | 15-18 | Chief Bender, Balt | 7-18 | .250 | Fin Wilson, Bkn | 5.55 |
| 5 | Rankin Johnson, Ch-Balt | 10-17 | Bill Bailey, Balt-Chi | 7-18 | .250 | Walt Dickson, Pitt | 5.26 |
| 6 | Al Schulz, Buff | 20-17 | Pete Henning, KC | 6-16 | .273 | Bill Bailey, Balt-Chi | 5.23 |
| 7 | Hugh Bedient, Buff | 13-16 | Gene Krapp, Buff | 9-23 | .281 | Rankin Johnson, Chi-Balt | 5.15 |
| 8 | Gene Packard, KC | 16-16 | Russ Ford, Buff | 4-10 | .286 | Russ Ford, Buff | 5.12 |
| 9 | Doc Crandall, StL | 20-16 | Bunny Hearn, Pitt | 5-12 | .294 | Doc Watson, StL | 4.96 |
| 10 | Dan Marion, StL | 12-15 | Tom Seaton, Bkn-Nwk | 6-14 | .300 | George Suggs, Balt | 4.79 |
| | | | Ralph Comstock, Pitt | 3-7 | .300 | | |

| Saves | | |
|--------------|-------------------|----|
| 1 | Doc Crandall, StL | t4 |
| 2 | Jack Quinn, Balt | t4 |
| 3 | Doc Watson, StL | 3 |
| 4 | Eleven tied with | 2 |

1915 Federal League standouts

Position players

1914 MVP Benny Kauff unable to repeat 1914 performance, but still had outstanding season



Brooklyn's Benny Kauff was one of the three contenders for MVP consideration, but fell short of making the All-Star team, pre-empted by Chicago's Dutch Zwilling.

Transferred by the league to Brooklyn from Indianapolis before the season got underway, Kauff hit consistently well throughout the 1915 season, but unable to duplicate the kind of performance that earned him All-Star honors in the 1914 replay. In mid-season, on July 12, Kauff was hitting .341 and appeared poised to take over the Federal League batting lead, but he could hit no more than .305 for the rest of the season and wound up with a .323 BA for the season, well behind Steve Evans, who hit a league-best .351.

Still, Kauff had an outstanding year, leading the Federal League in runs scored (109) and finishing second in SB (57) and bases on balls (86). Some of the highlights of Kauff's season:

Apr 11-13: 5-11 with five runs and five SB, 3 RBIs in three-game series v. Buffalo

May 7-9 series v. Chicago: 8-11, .727, 7 runs and 4 RBIs in three-game series v Chicago, including a 5-5 game on May 9 to lead the Tip-Tops to 15-3 win over the Whales

May 22: 4-6 with two triples, 3 RBIs in 7-6 loss to Chicago

June 1-4: 9-17, .529, with a home run and three doubles in four game series v. Newark

June 13-July 8: 15-game hitting streak with a .390 batting average.

June 14-17: 9-18 .500, six runs in four-game series v. Baltimore

Sept 14: 3R triple, 2R single, 5 RBIs in 8-3 win over Buffalo

Catching combo of Art Wilson and William Fischer added solid punch to Whales offense




Chi C William Fischer

Two of Chicago's most productive players were C **Art Wilson** and C **William Fischer**. While they were not able to be on the field at the same time, their combined impact on Chicago's offense was substantial.

Wilson, the league's All-Star C, hit a team-best .348 and .456 OBP, while ranking second in the league in home runs (15) and driving in 57 runs. Fischer hit .317 and drove in 31 runs while hitting five HR.

When totaled together, Chicago's two catchers proved to be an offensive force, hitting a combined .331 with a .408 OBP, 20 HRs and 98 RBIs and 81 BB, giving the Whales an offensive advantage at catcher no other team possessed.



Buffalo's Hal Chase tied for Federal league lead in home runs and doubles

Blues 1b **Hal Chase** was the only real offensive threat in a Buffalo lineup that was the poorest offense in the league. Despite pitchers being able to pitch around him, Chase tied with Chicago's Dutch Zwilling for the league lead in doubles (38) and home runs (21). Six of his home runs were three-run homers, which were instrumental in five of Buffalo's 65 wins for the year. He drove in 98 runs, third in the league.

Chase also stole 31 bases, including a steal of home that was instrumental in Buffalo defeating Pittsburgh 4-3 on Sept. 10.



Buffalo 1b Hal Chase

Tip-Tops LF Claude Cooper was one of league's top hitters



Kauff's Brooklyn teammate, LF Claude Cooper, hit .300 for the 1915 replay, one of five FL players to reach the .300 mark. For the season, he drove in 76 runs and ranked fourth in SB with 31 swipes. Cooper's .388 OBP was third in the league.


Cooper's season was highlighted by two hitting streaks. He hit .375 in a 10-game streak from May 25-June 3, driving in nine runs. From June 26-July 8, Cooper hit in 13 consecutive games, hitting .340. He had two five-hit games in the campaign, one against Newark on April 17 and 5-5 v. the Terriers on August 26.

Terriers Ward Miller edged Benny Kauff for SB crown

Speedy St. Louis LF Ward Miller was the surprise winner of the '15 stolen base title, edging Brooklyn's Benny Kauff in the stolen base department. Miller (D31 steal rating) stole 58 bases and was caught only nine times.

Miller's ability to steal bases was of the two primary cogs in a generally weak Terriers offense. Batting in front of 1b Babe Borton, who drove in 69 runs, Miller scored 80 times. He twice stole four bases in a single game, once on May 21 in a 9-3 win against Baltimore and the other in a 5-2 win over Newark, twice stealing second and third base in the victory.

Miller finished the year with a 13-game hitting streak, batting .352 from Sept. 11 until the end of the season on Sept. 26. His .303 season batting average made him one of only five qualifying batters that reached the .300 mark for the season. Miller drove in 58 runs, second on the Terriers.



St. Louis loss of Charlie Deal changed the Terriers offense after mid-June

Terriers 3b **Charlie Deal** was the heart of the St. Louis offense for the first half of the season. In real life, Deal was lost to the Terriers due to typhoid fever prematurely ending his season. In the replay, Deal deactivated on June 27, the Terriers the 71st game.

With Deal in the lineup, St. Louis was 41-30, .577, only three games behind Chicago and Newark, who were tied for the league lead when Deal left on June 27. The Terriers played at the same pace (48-35, .578) for the rest of 1915, but were increasingly dependent on their strong-armed pitching staff to remain competitive.

During his foreshortened season, Deal led the Federal league in batting with a strong .358 batting average and .388 OBP. From May 2-16, he reeled off a 12-game hitting streak, hitting .476 with 20 hits in 42 at-bats. On May 3, he stole five bases in while going 3-3 with a BB, leading the Terriers to a 3-2 win over Buffalo. In the opener of the Terriers Memorial Day (May 31) game with Pittsburgh, Deal went 4-4 and hit a two-run homer off the Rebels Elmer Knetzer in a 4-1 win



StL 3b Charlie Deal

Newark's Al Scheer was Pepper's leading hitter in 1915 replay




Newark LF Al Scheer

Lacking Benny Kauff's bat for the 1915 season, the Newark Pepper relied on the hitting of LF **Al Scheer**. A left-handed hitter, Scheer hit .270 for the season and led the Pepper with 76 RBIs with 151 hits and 81 runs scored, all tops on the team. His 22 SB were second on the Pepper, five behind team SB leader Edd Roush.

On May 5-7, Scheer was the star of the series in a three-game shutout sweep over Pittsburgh. On May 5, he scored the winning run in a 1-0 win over the Rebels. On May 6, he drove in a run and triples as the Pepper blanked Pittsburgh 3-0. In the finale, he was 2-4 with a ninth-inning RBI double to clinch a 2-0 win over Pitt. On June 13-14, Scheer homered in two straight games, hitting a solo shot off Baltimore's Chief Bender on May 1 in an 8-3 win and hitting another solo HR the next day, off Buffalo's Russ Ford, while also hitting a double and triple as the Pepper beat the Blues 11-3.

Ed Konetchy was best hitter in weak Pitt offense

Pittsburgh's anemic offense, which finish sixth in the league in batting, had to battle for runs, as evidenced by their 93 sacrifices, far and away the most in the Fed. The Rebels leading hitter was Ed Konetchy, who was the heart of an inconsistent offense. Konetchy drove in 102 runs while hitting .280 and a .433 slugging percentage. He totaled 58 extra-base hits including 33 doubles, 14 triples and 11 home runs while scoring 74 runs, all tops on the team. Two of his 11 home runs came off Chicago's Claude Hendrix and two other came off Buffalo's Al Schulz. Without Konetchy's solid hitting, it is doubtful the Rebels could have finished higher than sixth.



Pittsburgh 1b Ed Konetchy

Konetchy hit a three-run HR off Buffalo's Ed Lafitte and drove in six as the Stogies edged Buffalo 12-11 on July 7. In early August, against the Whales Aug 5-8, Konetchy hit .562 for the four-game series, driving in six runs.

Terrier 1b Babe Borton led league with 89 walks



StL 1b Babe Borton

St. Louis first sacker **Babe Borton** hit .279 and his 69 RBIs led the Terriers, but he was even better about getting on base himself, leading the league with 89 BB. His 76 runs scored ranked second on the team, behind Ward Miller, the team's only other dependable batsman.

From July 12-16, Borton had an remarkable run, going 17-24, .708. The streak started on July 12, when Borton went 5-5 with a double and triple as the Terriers won at Buffalo 8-3. Heading into Baltimore, Borton continued his hot batting, going 11-15, .733 in the four-game series, driving in five runs and walking four times, leading St. Louis to a sweep of the Terrapins.



Brooklyn 3b **Al Halt** ranked ninth in the league in RBIs with 72 runs driven in.



Rising star **Edd Roush** hit .278 and drove in 64 runs and stole 27 bases for Newark.



Kansas City Feds 1915




Pitcher's batting

Amongst pitchers, last-place Baltimore's pitchers had the league's best batting average (.220) while accumulating 102 hits. Chicago pitchers, however, were the most productive hitters in the Fed. Led by Claude Hendrix, who hit six HRs and George McConnell, who hit two HRs, the Whales pitchers totaled 30 extra-base hits and had a slugging average of .307 and score a league-high 52 runs.

| Team | Avg | OBP | Slg. | AB | R | H | 2B | 3B | HR | RBI | BB | K | SB-CS | Sac | SF | HB | GIDP |
|-------------------|-------------|-------------|-------------|------------|-----------|-----------|-----------|----------|----------|-----------|-----------|------------|------------|-----------|----------|----------|----------|
| Baltimore | .220 | .265 | .269 | 464 | 48 | 102 | 14 | 3 | 1 | 32 | 28 | 93 | 1-1 | 12 | 5 | 2 | 8 |
| Chicago | .203 | .236 | .307 | 488 | 52 | 99 | 17 | 5 | 8 | 53 | 19 | 112 | 0-0 | 11 | 3 | 3 | 18 |
| St. Louis | .193 | .260 | .231 | 477 | 43 | 92 | 10 | 1 | 2 | 33 | 44 | 104 | 1-2 | 13 | 4 | 1 | 10 |
| Brooklyn | .163 | .192 | .201 | 478 | 36 | 78 | 12 | 0 | 2 | 31 | 14 | 113 | 0-0 | 10 | 0 | 3 | 9 |
| Newark | .157 | .179 | .185 | 503 | 28 | 79 | 2 | 6 | 0 | 32 | 13 | 166 | 1-0 | 17 | 3 | 1 | 7 |
| Kansas City | .151 | .213 | .197 | 451 | 34 | 68 | 10 | 4 | 1 | 30 | 33 | 116 | 5-3 | 13 | 4 | 4 | 7 |
| Pittsburgh | | .129 | .186 | | .165 | 443 | | 16 | | 57 | | 1 | | | | | |
| 1 | 1 | 1 | 18 | 28 | 86 | 1-0 | 16 | 3 | 4 | 8 | | | | | | | |
| Buffalo | .125 | .161 | .161 | 448 | 21 | 56 | 8 | 4 | 0 | 15 | 19 | 125 | 1-1 | 10 | 3 | 1 | 5 |
| <i>FL Average</i> | <i>.168</i> | <i>.212</i> | <i>.215</i> | <i>469</i> | <i>35</i> | <i>79</i> | <i>11</i> | <i>3</i> | <i>2</i> | <i>31</i> | <i>25</i> | <i>114</i> | <i>1-1</i> | <i>13</i> | <i>3</i> | <i>2</i> | <i>9</i> |

Chicago's **Mordecai Brown** hit **.309** to lead FL pitchers, but **Claude Hendrix, who hit .261, socked six home runs and drove in 25 runs**, was easily the most outstanding hitter among pitchers. Doc Crandall of St. Louis, Chicago's **George McConnell**, and **Tom Seaton**, who hit two homers for Brooklyn, all hit two HRs. Other pitchers who homered were KC's **Chief Johnson** and Pittsburgh's **Bunny Hearn**.

| Player | Avg | OBP | G | AB | R | H | 2b | 3b | HR | RBI | BB | K | SB-CS | Sac | SF | HBP | DP |
|---------------------|------|------|----|-----|----|----|----|----|----|-----|----|----|-------|-----|----|-----|----|
| Mrdecai Brown, Chi | .309 | .367 | 36 | 81 | 11 | 25 | 3 | 0 | 0 | 8 | 8 | 16 | 0-0 | 3 | 1 | 0 | 1 |
| Claude Hendrix, Chi | .261 | .284 | 41 | 111 | 22 | 29 | 6 | 4 | 6 | 25 | 4 | 11 | 0-0 | 1 | 1 | 0 | 3 |
| Doc Crandall, StL | .261 | .358 | 44 | 115 | 13 | 30 | 4 | 1 | 2 | 15 | 18 | 6 | 0-1 | 3 | 1 | 0 | 2 |
| Jack Quinn, Balt | .260 | .301 | 45 | 96 | 9 | 25 | 5 | 1 | 0 | 6 | 5 | 19 | 0-1 | 3 | 1 | 1 | 0 |
| George Suggs, Balt | .254 | .341 | 37 | 71 | 9 | 18 | 3 | 1 | 0 | 4 | 9 | 9 | 0-0 | 2 | 1 | 1 | 0 |
| Gene Packard, KC | .245 | .296 | 35 | 98 | 6 | 24 | 0 | 1 | 0 | 9 | 8 | 14 | 0-0 | 6 | 2 | 0 | 0 |
| Earl Moseley, Nwk | .243 | .282 | 35 | 111 | 12 | 27 | 0 | 2 | 0 | 9 | 6 | 34 | 1-0 | 2 | 0 | 0 | 1 |
| Russ Ford, Buff | .243 | .282 | 21 | 37 | 2 | 9 | 4 | 1 | 0 | 5 | 2 | 9 | 0-0 | 1 | 0 | 0 | 0 |
| Tom Seaton, Bk-Nk | .222 | .255 | 42 | 90 | 9 | 20 | 2 | 2 | 2 | 8 | 4 | 28 | 0-0 | 1 | 0 | 0 | 1 |
| Geo. McConnell, Chi | .221 | .221 | 40 | 113 | 11 | 25 | 7 | 1 | 2 | 11 | 0 | 13 | 0-1 | 4 | 0 | 0 | 1 |
| Eddie Plank, StL | .200 | .252 | 38 | 100 | 10 | 20 | 4 | 0 | 0 | 4 | 7 | 13 | 0-1 | 2 | 0 | 0 | 3 |



Pitching standouts

For the second straight replay season, eight Federal League pitchers won 20 or more games. Only one of the eight, however, repeated from the 1914 replay, **Claude Hendrix** of Chicago.

The Terriers produced three 20-game winners: RHP **Dave Davenport** (27-14), along with lefty **Eddie Plank** and starter-reliever **Doc Crandall**, both 20-11. Chicago's **George McConnell**, the 1915 Cy Young winner, joined Hendrix in the 20-win circle.

The three other 20-game winners were Newark's **Ed Reulbach** (21-9) and **Earl Moseley** (21-10) and hard-working Buffalo lefty **Al Schulz** (20-17).

St. Louis righty Dave Davenport carried Terriers pitching load

Davenport, who was only 11-15 for the 1914 Terriers replay, came into his own in the 1915 replay, just missing the Cy Young award. The righthander was the hardest-working pitcher in the Federal League replay, leading the league in games appeared (48), starts (44), while going 27-14, 1.95, with a league-leading 27 complete games and five shutout wins. He led the league with 211 strikeouts and 364 innings pitched.

From July 6 through Aug. 14, Davenport was 11-1 with three shutouts. highlighted by a no-hitter over Buffalo on July 10. As the pennant race headed toward its conclusion, the heavy toll on Davenport began to tell as he went 5-7 from Aug. 19 until the end of the season.

Besides his no-hit win over the Blues, Davenport threw three two-hit wins and six three-hit wins and totaled six shutouts.



StL P Dave Davenport

Terriers Doc Crandall notches 20-win season as starter and spot reliever



StL P Doc Crandall

St. Louis righthander Doc Crandall, like his teammate Dave Davenport, shouldered a heavy load for the pitching-dependent Terriers. Crandall was 17-10 as a starter for St. Louis and also picked up three wins and one loss in relief, as well as four saves.

From mid-August through the end of the campaign, Crandall picked up the load from the tiring Dave Davenport, winning seven of his last 10 decisions, including his final three starts in September. He won his 20th game on the next-to-last day of the season.

In addition to his pitching duties, Crandall hit .261 as a batter, including a pair of hits as a pinch-hitter


KC lefties Nick Cullop, Gene Packard led Packers

Kansas City fell into the second division in the early going of the replay, but the left-handed combo of **Nick Cullop** and **Gene Packard** kept the Pack in the running for fourth place throughout the season.

Cullop (19-12, 2.04) hurled a league-best 10 shutouts, including a marathon 15-inning 3-0 win at Chicago on Sept. 15. Packard (17-15, 2.73) was erratic during the season, but was still a force on the hill. He threw back-to-back 1-0 shutout wins over Baltimore on Sept 11 and Chicago on Sept. 16.



KC P Nick Cullop



KC P Gene Packard


Newark trio of Ed Reulbach, Earl Moseley, George Kaiserling fell just short in pennant bid



Newark P Ed Reulbach

Newark's pitching was the best in the league, but not enough to offset an offense that lacked much punch and was dependent on stringing together singles and utilizing speed to score.

Ed Reulbach, a key performer for Brooklyn in the 1914 NL replay, led the Federal League with a 1.32 ERA, got off to a great 10-2 start before losing back-to-back 1-0 games to Pittsburgh's Bunny Hearn and Chicago's Claude Hendrix. He rebounded to win his next eight in a row to improve to 18-4, but then began to tire, going 3-6 from August 16 through the end of the season, finishing 21-9.



Newark P Geo. Kaiserling

Reulbach's Newark teammate **Earl Moseley's** season was almost a polar opposite Reulbach's, starting out 3-4 before no-hitting Chicago 6-0 on May 26. Even after his no-hit win, Moseley was not quite in the groove, losing four of his next seven decisions plus a couple of no-decision starts. On July 4, Moseley threw a three-hitter at Kansas City and, from that point forward, was 14-2 the rest of the season, including a second no-hitter against the Whales on July 23.

George Kaiserling (19-9, 2.33) was a steady performer all season long, but missed two opportunities to win 20 games, losing to Buf falo 2-1 in 10 innings on Sept. 21 and the recording a no-decision at Brooklyn in the Pepper's final series, giving up five runs in seven innings in a 7-6 loss.

Baltimore's Jack Quinn recorded winning record for last place Terps

The most curious pitching record in the 1915 replay belonged to Baltimore Terrapin ace Jack Quinn, the 1914 replay Cy Young winner. Despite playing with a team that had the worst defense and supporting cast of pitchers in the league, Quinn managed to go 18-12, 3.30. He got off to a surprising 10-2 start, including a six-game winning streak from Apr. 15-May 7, but could not keep up the pace for the entire season as the Terrapins spiraled downward in the standings. Quinn threw five shutouts in the 1915 replay.




Baltimore P Jack Quinn

Buffalo's Al Schulz battled down stretch to win 20 games

Buffed lefty Al Schulz (20-17) had the misfortune of being saddled with the league's worst offense, but battled all season long and recorded his 20th win on Sept. 17 with a 7-3 win at Brooklyn. From Aug. 18 through the end of the season, Schulz was 6-3, including a five-game win streak, pitching himself into the 20-game circle.

Schulz threw five shutouts, including a 3-0 one-hitter at St. Louis on Aug. 30. During a three-game losing streak in August, the Blues only scored two-runs in support of Schulz, who lost 1-0 and 3-1 to Newark and 2-1 at Chicago.



Buffalo P Al Schulz

1915 Chicago Whales
First place 95-59, .617, +2 games

| Player | Avg | OBP | G | AB | R | H | 2b | 3b | HR | RBI | BB | K | SB-CS | Sac | SF | HBP | DP | E |
|----------------------|-------------|-------------|------------|-------------|------------|-------------|------------|-----------|------------|------------|------------|------------|---------------|-----------|-----------|-----------|------------|------------|
| Art Wilson c | .348 | .456 | 93 | 276 | 45 | 96 | 10 | 2 | 15 | 57 | 58 | 39 | 5-1 | 0 | 4 | 0 | 5 | 5 |
| Fred Beck 1b | .222 | .262 | 102 | 361 | 39 | 80 | 10 | 4 | 3 | 41 | 20 | 60 | 5-2 | 5 | 3 | 1 | 4 | 14 |
| Rollie Zeider 2b | .200 | .283 | 126 | 506 | 61 | 101 | 18 | 3 | 2 | 31 | 53 | 38 | 10-5 | 4 | 2 | 7 | 11 | 20 |
| Jimmy Smith ss -t | .212 | .268 | 81 | 306 | 25 | 65 | 4 | 4 | 5 | 33 | 23 | 59 | 10-2 | 2 | 2 | 1 | 6 | 23 |
| Harry Fritz 3b | .275 | .311 | 90 | 309 | 36 | 85 | 9 | 2 | 7 | 43 | 14 | 39 | 3-6 | 1 | 2 | 3 | 4 | 9 |
| Les Mann lf | .284 | .357 | 132 | 454 | 62 | 129 | 10 | 15 | 4 | 63 | 51 | 57 | 13-11 | 8 | 5 | 3 | 5 | 12 |
| Dutch Zwilling cf | .290 | .358 | 149 | 572 | 94 | 166 | t38 | 9 | t21 | 106 | 74 | 71 | 19-6 | 0 | 7 | 0 | 10 | 15 |
| Max Flack lf | .274 | .324 | 129 | 565 | 89 | 155 | 15 | 10 | 7 | 51 | 42 | 46 | 14-12 | 6 | 3 | 1 | 7 | 6 |
| William Fischer, c | .317 | .361 | 86 | 322 | 37 | 102 | 10 | 6 | 5 | 42 | 23 | 25 | 2-0 | 2 | 3 | 1 | 7 | 16 |
| Tex Westerzil 3b t,a | .296 | .358 | 47 | 142 | 8 | 42 | 4 | 3 | 0 | 16 | 13 | 15 | 3-3 | 1 | 2 | 2 | 2 | 0 |
| Charlie Hanford of | .256 | .325 | 62 | 176 | 22 | 45 | 2 | 9 | 1 | 19 | 15 | 25 | 3-1 | 2 | 0 | 3 | 1 | 2 |
| Mickey Doolan ss-a | .241 | .302 | 23 | 87 | 7 | 21 | 5 | 2 | 0 | 14 | 8 | 8 | 3-0 | 1 | 1 | 0 | 1 | 6 |
| Clem Clemens c | .231 | .276 | 12 | 26 | 3 | 6 | 2 | 0 | 0 | 2 | 1 | 2 | 0-0 | 1 | 1 | 1 | 1 | 0 |
| Arnold Hauser ss | .231 | .286 | 24 | 65 | 4 | 15 | 2 | 0 | 0 | 10 | 4 | 8 | 1-0 | 0 | 0 | 1 | 5 | 5 |
| Joe Weiss 1b | .229 | .252 | 34 | 118 | 13 | 27 | 3 | 2 | 0 | 10 | 4 | 14 | 0-0 | 2 | 1 | 0 | 2 | 2 |
| Jack Farrell 2b | .175 | .251 | 68 | 229 | 17 | 40 | 8 | 1 | 1 | 24 | 25 | 25 | 3-1 | 2 | 5 | 0 | 5 | 8 |
| Bill Jackson 1b-ph | .165 | .263 | 44 | 121 | 8 | 20 | 0 | 0 | 1 | 8 | 16 | 20 | 1-1 | 1 | 0 | 0 | 5 | 2 |
| Al Wickland of -t | .139 | .271 | 25 | 72 | 11 | 10 | 1 | 3 | 0 | 8 | 13 | 14 | 4-3 | 2 | 0 | 0 | 0 | 1 |
| Charlie Pechous 3b | .102 | .185 | 16 | 49 | 2 | 5 | 0 | 0 | 0 | 1 | 4 | 12 | 1-3 | 0 | 0 | 1 | 1 | 2 |
| Pitchers | .203 | .236 | 154 | 488 | 52 | 99 | 17 | 5 | 8 | 53 | 19 | 112 | 0-1 | 11 | 3 | 3 | 18 | 12 |
| Team | .248 | .313 | 154 | 5318 | 643 | 1321 | 170 | 80 | 81 | 640 | 491 | 665 | 101-59 | 51 | 45 | 29 | 100 | 165 |

PB Art Wilson 5, William Fischer 5.

OF assists Max Flack 12, Dutch Zwilling 7, Les Mann 6.

| <u>Pitcher</u> | <u>W-L</u> | <u>ERA</u> | <u>G</u> | <u>GS</u> | <u>CG</u> | <u>Sh</u> | <u>Sv</u> | <u>IP</u> | <u>H</u> | <u>R-ER</u> | <u>HR</u> | <u>BB</u> | <u>SO</u> | <u>HB</u> | <u>WP</u> |
|------------------|------------|------------|----------|-----------|-----------|-----------|-----------|-----------|----------|-------------|-----------|-----------|-----------|-----------|-----------|
| George McConnell | 26-8 | 1.90 | 40 | 36 | 26 | 6 | 0 | 318.0 | 200 | 81-67 | 4 | 85 | 153 | 5 | 1 |
| Claude Hendrix | 20-11 | 3.43 | 41 | 30 | 20 | 3 | 2 | 262.3 | 249 | 126-100 | 5 | 92 | 87 | 7 | 7 |
| Mike Prendergast | 17-11 | 2.32 | 42 | 30 | 16 | 2 | 2 | 283.7 | 234 | 87-73 | 4 | 93 | 123 | 5 | 1 |
| Mordecai Brown | 16-13 | 2.51 | 36 | 25 | 16 | 2 | 1 | 240.0 | 180 | 81-67 | 2 | 62 | 102 | 11 | 2 |
| Ad Brennan | 10-3 | 2.78 | 27 | 13 | 7 | 1 | 2 | 113.3 | 112 | 41-35 | 1 | 27 | 36 | 3 | 3 |
| Rankin Johnson-t | 3-4 | 5.03 | 12 | 6 | 2 | 0 | 1 | 62.7 | 70 | 40-35 | 2 | 29 | 32 | 2 | 1 |
| Bill Bailey-a | 2-1 | 4.19 | 4 | 4 | 0 | 0 | 0 | 19.3 | 20 | 9-9 | 0 | 14 | 16 | 1 | 0 |
| Dave Black-t | 1-8 | 3.73 | 19 | 10 | 0 | 0 | 1 | 99.0 | 96 | 50-41 | 6 | 28 | 35 | 4 | 0 |
| Hans Rasmussen | 0-0 | 8.10 | 3 | 0 | 0 | 0 | 0 | 6.7 | 9 | 6-6 | 0 | 6 | 8 | 0 | 0 |
| Team | 95-59 | 2.77 | 224 | 154 | 87 | 14 | 9 | 1405.0 | 1170 | 521-433 | 24 | 436 | 591 | 38 | 15 |

Balks none

1915 Newark Pepper
Second place, 93-61, .604, -2 games

| Player | Avg | OBP | G | AB | R | H | 2b | 3b | HR | RBI | BB | K | SB-CS | Sac | SF | HBP | DP | E |
|--------------------|-------------|-------------|-------------|-------------|------------|-------------|------------|------------|-----------|------------|------------|------------|---------------|-----------|-----------|-----------|------------|------------|
| Bill Rariden c | .260 | .350 | 142 | 458 | 55 | 119 | 27 | 7 | 3 | 59 | 64 | 41 | 2-1 | 9 | 5 | 2 | 10 | 11 |
| Emil Huhn 1b | .235 | .277 | 108 | 387 | 31 | 91 | 28 | 2 | 0 | 44 | 21 | 33 | 12-3 | .3 | 2 | 2 | 12 | 14 |
| Frank LaPorte 2b | .246 | .312 | 148 | 556 | 61 | 137 | 19 | 9 | 3 | 66 | 51 | 35 | 16-8 | 9 | 5 | 4 | 13 | 21 |
| Jimmy Esmond ss | .247 | .309 | t154 | 599 | 86 | 148 | 22 | 5 | 5 | 60 | 55 | 70 | 12-8 | 7 | 5 | 1 | 4 | 31 |
| Bill McKechnie 3b | .269 | .306 | 120 | 498 | 54 | 134 | 21 | 6 | 2 | 47 | 26 | 57 | 13-11 | 16 | 3 | 2 | 12 | 15 |
| Al Scheer lf | .270 | .344 | 147 | 559 | 81 | 151 | 31 | t17 | 4 | 76 | 62 | 53 | 22-12 | 1 | 8 | 5 | 11 | 17 |
| Edd Roushcf | .278 | .322 | 132 | 536 | 63 | 149 | 23 | 14 | 2 | 64 | 30 | 26 | 27-12 | 1 | 5 | 7 | 9 | 9 |
| VVin Campbell rf | .302 | .340 | 121 | 487 | 68 | 147 | 19 | 8 | 2 | 43 | 27 | 46 | 12-7 | 6 | 2 | 2 | 8 | 10 |
| Germny Schaefer of | .318 | .441 | 57 | 170 | 34 | 54 | 4 | 4 | 0 | 19 | 38 | 18 | 5-6 | 2 | 2 | 1 | 1 | 6 |
| Larry Strands 3b | .214 | .291 | 41 | 98 | 11 | 21 | 5 | 0 | 2 | 8 | 11 | 12 | 1-2 | 3 | 1 | 0 | 2 | 2 |
| Hugh Bradley 1b-a | .214 | .214 | 21 | 42 | 2 | 9 | 2 | 1 | 0 | 1 | 0 | 5 | 0-2 | 0 | 0 | 0 | 2 | 4 |
| Rupert Mills 1b | .210 | .289 | 41 | 98 | 11 | 21 | 5 | 0 | 2 | 8 | 11 | 12 | 1-2 | 3 | 1 | 0 | 2 | 2 |
| Gil Whitehouse of | .178 | .259 | 31 | 101 | 13 | 18 | 3 | 1 | 1 | 6 | 11 | 10 | 1-3 | 1 | 0 | 0 | 3 | 2 |
| Ted Reed 3b | .165 | .198 | 26 | 97 | 9 | 16 | 3 | 1 | 0 | 4 | 4 | 10 | 1-0 | 2 | 0 | 0 | 2 | 5 |
| George Textor c | .143 | .143 | 8 | 14 | 1 | 2 | 0 | 0 | 1 | 3 | 0 | 3 | 0-0 | 0 | 0 | 0 | 0 | 1 |
| Larry Pratt c -a | .000 | .000 | 5 | 3 | 0 | 0 | 0 | 0 | 0 | 0 | 0 | 1 | 0-0 | 0 | 0 | 0 | 0 | 0 |
| Pitchers | .157 | .179 | 154 | 503 | 28 | 79 | 2 | 6 | 0 | 32 | 13 | 166 | 1-0 | 17 | 3 | 1 | 7 | 26 |
| Team | .249 | .306 | 154 | 5227 | 610 | 1300 | 211 | 83 | 26 | 543 | 427 | 603 | 128-75 | 78 | 43 | 27 | 101 | 179 |

PB Bill Rariden 3.

OF assists Vin Campbell 15, Edd Roush 9, Al Scheer 8, Gil Whitehouse 3, Germany Schaefer 3, Larry Strands 1.

| Player | W-L | ERA | G | GS | CG | Sh | Sv | IP | H | R-ER | HR | BB | SO | HB | WP |
|--------------------|-------|-------------|-----|-----|----|----|----|--------|------|---------|----|-----|-----|----|----|
| Ed Reulbach | 21-9 | 1.32 | 33 | 30 | 23 | 3 | 1 | 272.0 | 184 | 55-40 | 4 | 64 | 112 | 2 | 2 |
| Earl Moseley | 21-10 | 1.85 | 35 | 32 | 23 | 7 | 0 | 302.3 | 158 | 76-62 | 4 | 81 | 191 | 4 | 5 |
| George Kaiserling | 19-9 | 2.33 | 37 | 29 | 20 | 2 | 1 | 262.3 | 191 | 92-68 | 4 | 86 | 78 | 7 | 3 |
| Harry Moran | 15-6 | 2.05 | 28 | 21 | 13 | 2 | 0 | 180.3 | 126 | 51-41 | 3 | 70 | 90 | 3 | 1 |
| Cy Falkenberg-t | 9-10 | 3.17 | 23 | 21 | 11 | 3 | 0 | 173.3 | 148 | 78-61 | 6 | 58 | 84 | 6 | 1 |
| Chick Brandom | 4-3 | 2.36 | 16 | 1 | 0 | 0 | 1 | 42.0 | 37 | 13-11 | 1 | 12 | 18 | 3 | 0 |
| Tom Seaton-a | 2-6 | 3.44 | 10 | 10 | 2 | 0 | 0 | 70.7 | 79 | 33-27 | 1 | 28 | 35 | 0 | 0 |
| George Mullin | 1-2 | 11.45 | 5 | 4 | 0 | 0 | 0 | 22.0 | 49 | 34-28 | 7 | 16 | 11 | 0 | 0 |
| Harry Billiard | 1-4 | 6.67 | 11 | 2 | 0 | 0 | 0 | 29.7 | 48 | 22-22 | 1 | 17 | 16 | 1 | 1 |
| Charlie Whitehouse | 0-2 | 3.52 | 12 | 4 | 0 | 0 | 0 | 38.3 | 51 | 18-15 | 0 | 15 | 16 | 2 | 0 |
| Team | 93-61 | 2.42 | 210 | 154 | 92 | 17 | 3 | 1393.0 | 1071 | 472-375 | 31 | 447 | 651 | 28 | 13 |

Balks none

1915 St. Louis Terriers
Third place, 89-65, .578, - 6 games

| Player | Avg | OBP | G | AB | R | H | 2b | 3b | HR | RBI | BB | K | SB-CS | Sac | SF | HBP | DP | E |
|---------------------|-------------|-------------|-------------|-------------|------------|-------------|------------|-----------|-----------|------------|------------|------------|---------------|-----------|-----------|-----------|-----------|------------|
| Grover Hartley c | .253 | .333 | 110 | 367 | 41 | 93 | 19 | 7 | 3 | 47 | 31 | 27 | 5-6 | 9 | 2 | 14 | 10 | 20 |
| Babe Borton 1b | .279 | .382 | 150 | 548 | 76 | 153 | 20 | 10 | 3 | 69 | 89 | 74 | 12-12 | 3 | 4 | 5 | 6 | 11 |
| Bobby Vaughn 2b | .259 | .316 | 133 | 528 | 62 | 137 | 19 | 9 | 1 | 50 | 46 | 46 | 13-16 | 11 | 6 | 0 | 15 | 21 |
| Ernie Johnson ss | .203 | .275 | 145 | 474 | 55 | 96 | 10 | 9 | 8 | 60 | 48 | 60 | 9-7 | 8 | 5 | 1 | 6 | 42 |
| Charlie Deal 3b | .358 | .388 | 71 | 244 | 28 | 88 | 23 | 2 | 2 | 32 | 13 | 20 | 17-6 | 2 | 2 | 0 | 4 | 6 |
| Ward Miller lf | .303 | .357 | 138 | 581 | 80 | 176 | 20 | 7 | 2 | 58 | 50 | 63 | 58-9 | 1 | 4 | 1 | 3 | 9 |
| Delos Drake cf | .244 | .291 | 101 | 365 | 34 | 89 | 21 | 8 | 2 | 46 | 24 | 45 | 14-7 | 6 | 4 | 2 | 14 | 5 |
| Jack Tobin rf | .227 | .267 | t154 | 647 | 68 | 147 | 27 | 12 | 4 | 54 | 35 | 68 | 24-11 | 10 | 6 | 2 | 9 | 11 |
| Fielder Jones ph | .571 | .571 | 5 | 7 | 1 | 4 | 1 | 0 | 0 | 0 | 0 | 0 | 0-0 | 0 | 0 | 0 | 0 | 0 |
| Tex Westerzil-t,a | .259 | .375 | 10 | 27 | 5 | 7 | 1 | 2 | 0 | 1 | 5 | 6 | 1-1 | 0 | 0 | 0 | 1 | 1 |
| LaRue Kirby of | .259 | .332 | 58 | 166 | 20 | 43 | 12 | 6 | 0 | 19 | 18 | 27 | 5-5 | 5 | 0 | 0 | 7 | 1 |
| Hughie Miller ph | .250 | .250 | 5 | 4 | 0 | 1 | 1 | 0 | 0 | 0 | 0 | 2 | 0-0 | 0 | 0 | 0 | 0 | 0 |
| Jimmy Walsh 3b-a | .235 | .278 | 15 | 51 | 6 | 12 | 5 | 0 | 0 | 5 | 3 | 6 | 0-1 | 0 | 0 | 0 | 0 | 2 |
| Art Kores 3b | .216 | .262 | 55 | 190 | 17 | 41 | 11 | 2 | 1 | 17 | 13 | 13 | 3-3 | 4 | 3 | 0 | 4 | 4 |
| Al Bridwell ss | .213 | .288 | 55 | 169 | 23 | 36 | 4 | 2 | 1 | 18 | 19 | 7 | 18-1 | 6 | 3 | 0 | 3 | 5 |
| Armando Marsans, of | .161 | .248 | 34 | 112 | 11 | 18 | 4 | 0 | 0 | 13 | 14 | 10 | 2-6 | 1 | 3 | 0 | 2 | 2 |
| Harry Chapman c | .133 | .233 | 67 | 195 | 15 | 26 | 3 | 3 | 1 | 14 | 24 | 29 | 2-1 | 1 | 2 | 2 | 5 | 13 |
| Pitchers | .215 | .288 | 154 | 427 | 43 | 92 | 10 | 1 | 2 | 33 | 44 | 104 | 1-2 | 13 | 4 | 1 | 10 | 20 |
| Team | .247 | .312 | 154 | 5102 | 585 | 1259 | 211 | 80 | 30 | 536 | 476 | 607 | 184-94 | 80 | 48 | 28 | 99 | 173 |

PB Grover Hartley 8, Harry Chapman 5.

OF assists Jack Tobin 12, Ward Miller 5, Delos Drake 3, Art Kores 1, LaRue Kirby 1, Armando Marsans 1.

| <u>Player</u> | <u>W-L</u> | <u>ERA</u> | <u>G</u> | <u>GS</u> | <u>CG</u> | <u>Sh</u> | <u>Sv</u> | <u>IP</u> | <u>H</u> | <u>R-ER</u> | <u>HR</u> | <u>BB</u> | <u>SO</u> | <u>HB</u> | <u>WP</u> |
|----------------|--------------|-------------|------------|------------|-----------|-----------|-----------|---------------|-------------|----------------|-----------|------------|------------|-----------|-----------|
| Dave Davenport | 27-14 | 1.95 | 48 | 44 | 27 | 5 | 2 | 364.0 | 239 | 98-79 | 2 | 97 | 211 | 9 | 2 |
| Eddie Plank | 20-11 | 1.34 | 38 | 30 | 22 | 7 | 2 | 295.0 | 178 | 54-44 | 3 | 66 | 162 | 4 | 0 |
| Doc Crandall | 20-16 | 2.59 | 44 | 32 | 19 | 1 | 4 | 291.7 | 223 | 96-84 | 8 | 64 | 98 | 10 | 2 |
| Bob Groom | 15-9 | 2.97 | 37 | 27 | 11 | 2 | 0 | 224.0 | 221 | 90-74 | 4 | 82 | 138 | 2 | 1 |
| Doc Watson | 6-10 | 4.96 | 24 | 18 | 3 | 0 | 3 | 118.0 | 168 | 84-65 | 1 | 41 | 52 | 4 | 1 |
| Ernie Herbert | 1-5 | 5.59 | 14 | 1 | 0 | 0 | 0 | 29.0 | 40 | 19-18 | 0 | 17 | 14 | 2 | 3 |
| Ed Willett | 0-3 | 5.87 | 17 | 2 | 0 | 0 | 0 | 30.7 | 34 | 25-20 | 1 | 17 | 13 | 0 | 2 |
| Team | 89-65 | 2.56 | 222 | 154 | 82 | 15 | 11 | 1352.3 | 1103 | 466-384 | 19 | 384 | 688 | 31 | 11 |

Balk Dave Davenport 1.

1915 Pittsburgh Rebels
Fourth place, 76-78, .494, -20 games

| Player | Avg | OBP | G | AB | R | H | 2b | 3b | HR | RBI | BB | K | SB-CS | Sac | SF | HBP | DP | E |
|--------------------|-------------|-------------|------------|-------------|------------|-------------|------------|-----------|-----------|------------|------------|------------|---------------|-----------|-----------|-----------|-----------|------------|
| Claude Berry c | .174 | .258 | 99 | 322 | 25 | 56 | 15 | 0 | 1 | 34 | 34 | 60 | 1-0 | 3 | 2 | 3 | 7 | 14 |
| Ed Konetchy 1b | .280 | .322 | 151 | 615 | 74 | 172 | 33 | 14 | 11 | 102 | 42 | 54 | 12-16 | 2 | 9 | 1 | 8 | 14 |
| Steve Yerkes 2b | .290 | .326 | 122 | 469 | 39 | 136 | 14 | 7 | 1 | 54 | 27 | 53 | 18-8 | 11 | 4 | 0 | 7 | 22 |
| Mrtty Brghammer ss | .203 | .329 | 112 | 443 | 76 | 90 | 11 | 4 | 3 | 18 | 66 | 67 | 25-10 | 12 | 0 | 17 | 3 | 30 |
| Mike Mowrey 3b | .243 | .332 | 148 | 514 | 67 | 125 | 21 | 4 | 4 | 73 | 68 | 51 | 31-10 | 10 | 5 | 3 | 8 | 23 |
| Al Wickland lf -a | .283 | .357 | 94 | 396 | 69 | 112 | 9 | 10 | 3 | 36 | 46 | 47 | 21-12 | 10 | 4 | 2 | 6 | 15 |
| Rebel Oakes cf | .258 | .292 | 145 | 589 | 64 | 152 | 10 | 6 | 2 | 72 | 32 | 30 | 22-10 | 6 | 11 | 1 | 7 | 14 |
| Jim Kelly rf | .283 | .323 | 145 | 548 | 61 | 155 | 9 | 17 | 3 | 67 | 31 | 46 | 17-8 | 4 | 4 | 3 | 5 | 4 |
| Davy Jones of | .358 | .414 | 18 | 53 | 6 | 19 | 0 | 2 | 0 | 3 | 5 | 3 | 3-1 | 0 | 0 | 0 | 1 | 1 |
| Ed Lennox ph | .303 | .368 | 67 | 66 | 5 | 20 | 8 | 1 | 1 | 9 | 7 | 9 | 1-0 | 0 | 2 | 1 | 0 | 0 |
| Paddy O'Connor c | .209 | .279 | 64 | 187 | 10 | 39 | 9 | 0 | 0 | 14 | 18 | 22 | 0-1 | 7 | 2 | 1 | 2 | 4 |
| Ed Holly ss | .204 | .317 | 18 | 54 | 6 | 11 | 4 | 0 | 0 | 0 | 7 | 10 | 1-2 | 1 | 0 | 2 | 0 | 0 |
| Mike Menosky of | .185 | .290 | 15 | 27 | 5 | 5 | 0 | 0 | 0 | 0 | 0 | 3 | 4-0 | 1 | 0 | 4 | 0 | 1 |
| Hugh Bradley 1b-t | .185 | .211 | 16 | 54 | 3 | 10 | 1 | 0 | 0 | 2 | 2 | 9 | 3-1 | 1 | 1 | 0 | 2 | 0 |
| Frank Delahanty if | .163 | .234 | 15 | 43 | 6 | 7 | 1 | 0 | 0 | 2 | 4 | 4 | 0-0 | 0 | 0 | 0 | 1 | 1 |
| Jimmie Savage of | .150 | .182 | 10 | 50 | 3 | 3 | 0 | 0 | 0 | 1 | 1 | 4 | 0-0 | 0 | 1 | 0 | 0 | 2 |
| Cy Rheam of | .139 | .184 | 25 | 72 | 4 | 10 | 0 | 0 | 0 | 2 | 3 | 10 | 5-0 | 1 | 0 | 1 | 0 | 1 |
| Pitchers | .129 | .186 | 154 | 443 | 26 | 57 | 11 | 1 | 1 | 18 | 28 | 136 | 1-0 | 16 | 3 | 4 | 8 | 19 |
| Team | .239 | .300 | 154 | 5176 | 576 | 1238 | 160 | 75 | 30 | 526 | 429 | 652 | 170-81 | 93 | 51 | 43 | 70 | 174 |

PB Claude Berry 8, Paddy O'Connor 4.

OF assists Al Wickland 8, Jim Kelly 8, Rebel Oakes 4, Jim Kelly 3, Davey Jones 3, Jimmie Savage 1.

Pitcher home run Bunny Hearn 1.

| <u>Player</u> | <u>W-L</u> | <u>ERA</u> | <u>G</u> | <u>GS</u> | <u>CG</u> | <u>Sh</u> | <u>Sv</u> | <u>IP</u> | <u>H</u> | <u>R-ER</u> | <u>HR</u> | <u>BB</u> | <u>SO</u> | <u>HB</u> | <u>WP</u> |
|------------------|--------------|-------------|------------|------------|-----------|-----------|-----------|---------------|-------------|----------------|-----------|------------|------------|-----------|-----------|
| Clint Rogge | 18-11 | 2.25 | 35 | 30 | 12 | 3 | 0 | 272.0 | 226 | 92-68 | 4 | 95 | 77 | 3 | 3 |
| Elmer Knetzer | 17-11 | 2.50 | 36 | 31 | 18 | 3 | 2 | 273.3 | 224 | 93-76 | 5 | 87 | 139 | 5 | 3 |
| Frank Allen | 17-18 | 2.44 | 40 | 37 | 24 | 3 | 2 | 320.7 | 240 | 110-87 | 10 | 114 | 190 | 7 | 2 |
| Cy Barger | 9-10 | 2.73 | 31 | 14 | 6 | 1 | 2 | 145.0 | 114 | 56-44 | 1 | 37 | 39 | 3 | 2 |
| Bunny Hearn | 5-12 | 4.00 | 30 | 17 | 5 | 2 | 1 | 132.7 | 155 | 73-59 | 7 | 42 | 56 | 6 | 2 |
| Walt Dickson | 3-4 | 5.26 | 26 | 11 | 2 | 1 | 1 | 90.7 | 112 | 57-53 | 13 | 28 | 30 | 2 | 0 |
| Ralph Comstock | 3-7 | 3.75 | 18 | 7 | 1 | 0 | 1 | 72.0 | 92 | 43-30 | 3 | 19 | 36 | 1 | 1 |
| George LeClair-t | 2-2 | 1.85 | 14 | 3 | 2 | 1 | 0 | 48.7 | 29 | 12-10 | 7 | 12 | 13 | 4 | 0 |
| Sandy Burk | 1-1 | 2.65 | 4 | 2 | 1 | 0 | 0 | 17.0 | 14 | 8-5 | 0 | 9 | 10 | 0 | 0 |
| Howie Camnitz | 1-2 | 4.07 | 4 | 2 | 1 | 0 | 0 | 17.7 | 22 | 9-8 | 0 | 9 | 7 | 0 | 0 |
| Team | 76-78 | 2.85 | 236 | 154 | 72 | 14 | 9 | 1389.7 | 1228 | 553-440 | 50 | 452 | 597 | 31 | 13 |

Balks Clint Rogge, Frank Allen, George LeClair all with 1.

1915 Kansas City Packers
Fifth place, 73-81, .474, -22 games

| Player | Avg | OBP | G | AB | R | H | 2b | 3b | HR | RBI | BB | K | SB-CS | Sac | SF | HBP | DP | E |
|--------------------|-------------|-------------|-------------|-------------|------------|-------------|------------|-----------|-----------|------------|------------|------------|---------------|-----------|-----------|-----------|-----------|------------|
| Ted Easterly c | .272 | .313 | 96 | 290 | 22 | 79 | 11 | 0 | 2 | 34 | 16 | 18 | 2-1 | 4 | 2 | 2 | 5 | 11 |
| George Stovall 1b | .251 | .295 | 122 | 483 | 49 | 121 | 26 | 2 | 1 | 46 | 29 | 44 | 4-4 | 7 | 3 | 3 | 14 | 14 |
| Bill Kenworthy 2b | .285 | .341 | 119 | 439 | 59 | 125 | 30 | 5 | 5 | 54 | 36 | 42 | 15-5 | 1 | 3 | 3 | 7 | 20 |
| Johnny Rawlings ss | .222 | .274 | 125 | 455 | 44 | 101 | 8 | 2 | 0 | 27 | 32 | 39 | 21-6 | 10 | 4 | 2 | 2 | 40 |
| George Perring 3b | .242 | .313 | t154 | 571 | 49 | 138 | 25 | 7 | 7 | 64 | 60 | 39 | 10-7 | 10 | 4 | 1 | 14 | 23 |
| Al Shaw lf | .254 | .329 | 118 | 429 | 58 | 109 | 17 | 6 | 9 | 58 | 49 | 41 | 11-8 | 3 | 7 | 2 | 7 | 5 |
| Chad Chadbourne cf | .213 | .273 | t154 | 632 | 70 | 135 | 19 | 7 | 3 | 35 | 51 | 56 | 22-10 | 8 | 3 | 2 | 6 | 15 |
| Grover Gilmore rf | .252 | .304 | 117 | 425 | 55 | 107 | 24 | 9 | 2 | 37 | 20 | 44 | 18-5 | 5 | 2 | 13 | 6 | 5 |
| Drummond Brown c | .264 | .309 | 73 | 241 | 34 | 63 | 11 | 3 | 0 | 25 | 16 | 26 | 1-1 | 4 | 1 | 0 | 5 | 24 |
| Pep Goodwin if | .246 | .297 | 85 | 256 | 26 | 63 | 4 | 0 | 2 | 19 | 17 | 32 | 14-8 | 5 | 1 | 2 | 6 | 9 |
| Art Kruger of | .214 | .260 | 86 | 276 | 15 | 59 | 9 | 0 | 1 | 19 | 18 | 26 | 1-2 | 4 | 2 | 0 | 7 | 6 |
| Jack Enzenroth c | .206 | .317 | 25 | 34 | 2 | 7 | 0 | 0 | 0 | 4 | 6 | 3 | 0-0 | 0 | 1 | 0 | 0 | 1 |
| Bill Bradley 3b | .162 | .200 | 59 | 224 | 17 | 37 | 7 | 2 | 0 | 20 | 10 | 13 | 8-1 | 1 | 1 | 0 | 6 | 7 |
| Pitchers | .151 | .213 | 154 | 451 | 34 | 68 | 10 | 4 | 1 | 29 | 33 | 116 | 5-3 | 12 | 4 | 4 | 7 | 24 |
| Team | .233 | .289 | 154 | 5207 | 534 | 1212 | 201 | 47 | 33 | 472 | 393 | 545 | 132-61 | 75 | 38 | 34 | 92 | 206 |

PB Ted Eastery 6, Drummond Brown 4.

OF assists Grover Gilmore 13, Art Kruger 8, Chad Chadbourne 7, Al Shaw 5.

Pitcher HR Chief Johnson.

| Player | W-L | ERA | G | GS | CG | Sh | Sv | IP | H | R-ER | HR | BB | SO | HB | WP |
|-------------------|--------------|-------------|------------|------------|-----------|-----------|----------|---------------|-------------|----------------|-----------|------------|------------|-----------|-----------|
| Nick Cullop | 19-12 | 2.04 | 39 | 36 | 21 | 10 | 0 | 322.0 | 235 | 92-73 | 7 | 94 | 105 | 7 | 0 |
| Gene Packard | 17-15 | 2.73 | 35 | 32 | 18 | 4 | 1 | 293.0 | 217 | 109-89 | 6 | 80 | 152 | 8 | 4 |
| Chief Johnson | 15-18 | 2.40 | 39 | 34 | 20 | 2 | 0 | 307.0 | 246 | 111-82 | 4 | 92 | 157 | 5 | 10 |
| Alex Main | 12-14 | 3.22 | 35 | 28 | 14 | 1 | 1 | 251.7 | 229 | 117-90 | 9 | 76 | 124 | 5 | 3 |
| Pete Henning | 6-16 | 3.41 | 33 | 20 | 9 | 0 | 0 | 171.3 | 194 | 78-65 | 1 | 55 | 46 | 5 | 1 |
| Dan Adams | 2-2 | 10.08 | 15 | 2 | 0 | 0 | 1 | 22.3 | 34 | 25-25 | 3 | 14 | 15 | 0 | 0 |
| Ben Harris | 1-0 | 8.31 | 3 | 0 | 0 | 0 | 0 | 4.3 | 9 | 6-4 | 0 | 1 | 1 | 0 | 0 |
| Joe Gingras | 1-1 | 2.25 | 6 | 0 | 0 | 0 | 0 | 8.0 | 5 | 2-2 | 0 | 2 | 7 | 0 | 0 |
| Charlie Blackburn | 0-3 | 6.07 | 13 | 2 | 0 | 0 | 0 | 26.7 | 32 | 21-18 | 3 | 16 | 13 | 0 | 0 |
| Team | 73-81 | 2.87 | 218 | 154 | 82 | 17 | 3 | 4106.3 | 1201 | 561-448 | 33 | 430 | 620 | 30 | 18 |

1915 Brooklyn Tip-Tops
Sixth place, 71-83, .461, -24 games

| Player | Avg | OBP | G | AB | R | H | 2b | 3b | HR | RBI | BB | K | SB-CS | Sac | SF | HBP | DP | E |
|---------------------|-------------|-------------|------------|-------------|------------|-------------|------------|-----------|-----------|------------|------------|------------|---------------|-----------|-----------|-----------|-----------|------------|
| Grover Land c | .235 | .256 | 85 | 285 | 18 | 67 | 10 | 4 | 1 | 23 | 8 | 18 | 1-1 | 3 | 3 | 1 | 7 | 12 |
| Hap Myers 1b | .298 | .352 | 101 | 379 | 57 | 113 | 3 | 3 | 1 | 43 | 33 | 53 | 36-10 | 2 | 5 | 1 | 8 | 15 |
| Lee Magee 2b | .289 | .330 | 127 | 478 | 80 | 138 | 16 | 11 | 4 | 49 | 30 | 38 | 27-17 | 7 | 5 | 2 | 5 | 15 |
| Frared Smith ss-a | .242 | .297 | 96 | 385 | 40 | 93 | 12 | 14 | 6 | 57 | 28 | 48 | 8-4 | 4 | 2 | 3 | 5 | 29 |
| Al Halt 3b | .253 | .294 | 142 | 534 | 55 | 135 | 19 | 9 | 6 | 72 | 32 | 104 | 29-10 | 7 | 6 | 2 | 6 | 29 |
| Claude Cooper lf | .300 | .386 | 149 | 557 | 91 | 167 | 32 | 8 | 6 | 76 | 81 | 89 | 31-10 | 2 | 9 | 3 | 13 | 10 |
| Benny Kauff cf | .323 | .426 | 129 | 496 | 109 | 160 | 23 | 10 | 6 | 92 | 86 | 50 | 57-13 | 1 | 8 | 6 | 13 | 8 |
| George Anderson rf | .227 | .295 | 124 | 533 | 76 | 121 | 20 | 5 | 4 | 37 | 52 | 39 | 21-2 | 4 | 2 | 0 | 13 | 13 |
| Jim Delahanty if-ph | .391 | .517 | 18 | 23 | 5 | 9 | 2 | 0 | 0 | 3 | 5 | 3 | 3-0 | 0 | 0 | 1 | 0 | 0 |
| Steve Evans rf-t | .376 | .485 | 61 | 234 | 43 | 88 | 14 | 3 | 4 | 58 | 37 | 23 | 9-4 | 0 | 4 | 16 | 2 | 8 |
| Art Watson c-t | .333 | .400 | 9 | 18 | 5 | 6 | 0 | 1 | 0 | 1 | 2 | 3 | 0-0 | 0 | 0 | 0 | 0 | 0 |
| Milt Reed ss | .325 | .426 | 13 | 40 | 11 | 13 | 0 | 1 | 1 | 9 | 5 | 4 | 2-0 | 1 | 0 | 2 | 1 | 3 |
| Tex Westerzil 3b-t | .312 | .378 | 36 | 125 | 15 | 39 | 4 | 3 | 0 | 19 | 13 | 11 | 3-3 | 0 | 3 | 2 | 3 | 6 |
| Art Griggs 1b | .298 | .333 | 38 | 47 | 1 | 14 | 2 | 0 | 0 | 9 | 3 | 4 | 0-0 | 1 | 3 | 1 | 1 | 1 |
| Ed Gagnier if-t,a | .279 | .375 | 29 | 61 | 15 | 17 | 1 | 0 | 0 | 8 | 10 | 9 | 1-0 | 2 | 1 | 0 | 1 | 1 |
| Ty Helfrich 2b | .226 | .311 | 37 | 93 | 9 | 21 | 6 | 0 | 1 | 10 | 12 | 25 | 3-2 | 4 | 1 | 0 | 2 | 4 |
| Mike Simon c | .194 | .270 | 47 | 124 | 13 | 24 | 4 | 2 | 1 | 8 | 12 | 16 | 0-0 | 0 | 0 | 1 | 3 | 1 |
| Dave Howard if | .189 | .250 | 14 | 37 | 4 | 7 | 1 | 0 | 0 | 4 | 3 | 8 | 0-0 | 0 | 0 | 0 | 1 | 1 |
| Larry Pratt c -t | .172 | .231 | 19 | 58 | 3 | 10 | 2 | 0 | 0 | 8 | 4 | 19 | 0-0 | 0 | 2 | 1 | 0 | 1 |
| Harry Smith c | .171 | .273 | 32 | 76 | 7 | 13 | 0 | 0 | 0 | 4 | 11 | 22 | 0-0 | 0 | 1 | 0 | 2 | 4 |
| Hugh Bradley 1b-t | .148 | .144 | 34 | 115 | 4 | 17 | 2 | 0 | 0 | 13 | 0 | 14 | 5-1 | 2 | 3 | 0 | 1 | 2 |
| Pitchers | .163 | .192 | 154 | 478 | 36 | 78 | 12 | 0 | 2 | 31 | 14 | 113 | 0-0 | 10 | 0 | 3 | 9 | 29 |
| Team | .261 | .326 | 154 | 5176 | 697 | 1350 | 185 | 74 | 43 | 634 | 481 | 713 | 236-77 | 50 | 58 | 45 | 96 | 192 |

PB Grover Land 6, Mike Simon, Harry Smith, Larry Pratt all with 1.

OF assists George Anderson 10, Steve Evans 7, Benny Kauff 7, Claude Cooper 3, Art Griggs 1.

Pitcher home runs Tom Seaton 2.

| <u>Player</u> | <u>W-L</u> | <u>ERA</u> | <u>G</u> | <u>GS</u> | <u>CG</u> | <u>Sh</u> | <u>Sv</u> | <u>IP</u> | <u>H</u> | <u>R-ER</u> | <u>HR</u> | <u>BB</u> | <u>SO</u> | <u>HB</u> | <u>WP</u> |
|-------------------|--------------|-------------|------------|------------|-----------|-----------|-----------|---------------|-------------|----------------|-----------|------------|------------|-----------|-----------|
| Happy Finneran | 16-8 | 2.39 | 38 | 24 | 14 | 3 | 0 | 222.0 | 163 | 80-59 | 6 | 87 | 68 | 5 | 6 |
| Dan Marion | 12-15 | 2.68 | 36 | 24 | 13 | 1 | 2 | 218.3 | 187 | 93-65 | 2 | 61 | 77 | 5 | 0 |
| Bill Upham | 10-8 | 2.46 | 31 | 11 | 7 | 0 | 2 | 124.3 | 116 | 46-34 | 2 | 35 | 50 | 1 | 0 |
| Jim Bluejacket | 10-11 | 4.08 | 22 | 21 | 9 | 2 | 0 | 128.0 | 163 | 75-58 | 5 | 81 | 62 | 1 | 4 |
| Fin Wilson | 4-8 | 5.55 | 20 | 12 | 3 | 0 | 1 | 107.0 | 128 | 84-66 | 3 | 57 | 54 | 1 | 2 |
| Hooks Wiltse | 4-3 | 2.41 | 19 | 3 | 0 | 0 | 1 | 59.7 | 63 | 21-16 | 0 | 2 | 14 | 0 | 1 |
| Cy Falkenberg-a | 4-3 | 3.04 | 8 | 8 | 6 | 2 | 0 | 68.0 | 49 | 25-23 | 2 | 25 | 53 | 1 | 0 |
| Tom Seaton-t | 4-8 | 4.96 | 32 | 24 | 4 | 1 | 0 | 179.7 | 255 | 116-99 | 4 | 51 | 105 | 7 | 4 |
| Ed Lafitte | 3-9 | 5.59 | 17 | 15 | 4 | 0 | 0 | 111.0 | 132 | 84-69 | 4 | 64 | 41 | 0 | 0 |
| Frank Smith-a | 3-2 | 3.27 | 12 | 5 | 1 | 0 | 0 | 44.0 | 51 | 17-16 | 1 | 17 | 15 | 0 | 0 |
| Mysterious Walker | 1-7 | 3.55 | 12 | 7 | 1 | 0 | 0 | 58.3 | 82 | 31-23 | 2 | 18 | 35 | 0 | 1 |
| Bill Herring | 0-1 | 8.30 | 5 | 0 | 0 | 0 | 0 | 8.7 | 13 | 9-8 | 0 | 5 | 9 | 0 | 0 |
| Team | 71-83 | 3.63 | 252 | 154 | 62 | 9 | 6 | 1329.0 | 1402 | 681-536 | 31 | 503 | 583 | 21 | 18 |

Balk Frank Smith 1.

1915 Buffalo Blues
Seventh place, 65-89, .422, -30 games

| Player | Avg | OBP | G | AB | R | H | 2b | 3b | HR | RBI | BB | KSB-CS | Sac | SFHBP | DP | E | | |
|-------------------|-------------|-------------|------------|-------------|------------|-------------|------------|-----------|------------|------------|------------|------------|---------------|-----------|-----------|-----------|-----------|------------|
| Walter Blair c | .171 | .214 | 100 | 316 | 18 | 54 | 11 | 2 | 0 | 21 | 17 | 55 | 3-1 | 5 | 3 | 1 | 9 | 16 |
| Hal Chase 1b | .283 | .324 | 145 | 568 | 87 | 161 | t38 | 6 | t21 | 98 | 36 | 52 | 31-8 | 3 | 4 | 0 | 7 | 13 |
| Baldy Louden 2b | .263 | .344 | 139 | 513 | 55 | 135 | 21 | 5 | 3 | 53 | 63 | 45 | 17-22 | 9 | 8 | 4 | 5 | 27 |
| Roxey Roach ss | .208 | .232 | 82 | 308 | 23 | 64 | 11 | 2 | 0 | 21 | 9 | 31 | 5-6 | 5 | 1 | 1 | 11 | 21 |
| Harry Lord 3b | .253 | .289 | 100 | 352 | 47 | 89 | 14 | 5 | 2 | 24 | 19 | 20 | 13-1 | 6 | 3 | 0 | 4 | 14 |
| Benny Meyer lf-a | .213 | .327 | 93 | 343 | 54 | 73 | 14 | 7 | 1 | 16 | 58 | 31 | 18-8 | 7 | 0 | 0 | 6 | 6 |
| Clyde Engle cf | .240 | .286 | 135 | 512 | 40 | 123 | 14 | 6 | 5 | 62 | 34 | 51 | 15-7 | 4 | 8 | 2 | 10 | 16 |
| Jack Dalton rf | .280 | .358 | 124 | 454 | 56 | 127 | 11 | 2 | 2 | 43 | 57 | 35 | 19-10 | 9 | 3 | 0 | 13 | 8 |
| Art Watson ph-c-a | .324 | .378 | 28 | 34 | 2 | 11 | 1 | 1 | 0 | 4 | 3 | 5 | 0-0 | 0 | 0 | 0 | 2 | 1 |
| Tex McDonald of | .254 | .335 | 75 | 181 | 27 | 46 | 1 | 3 | 5 | 20 | 21 | 26 | 4-3 | 2 | 0 | 1 | 3 | 1 |
| Fred Smith ss-t | .210 | .265 | 31 | 105 | 10 | 22 | 3 | 3 | 1 | 12 | 9 | 17 | 2-1 | 0 | 3 | 0 | 2 | 8 |
| Nick Allen c | .208 | .271 | 65 | 202 | 13 | 42 | 8 | 3 | 0 | 11 | 18 | 26 | 3-1 | 4 | 1 | 0 | 5 | 12 |
| Tom Downey if | .191 | .259 | 105 | 325 | 29 | 62 | 6 | 1 | 1 | 23 | 30 | 22 | 10-3 | 7 | 3 | 1 | 12 | 16 |
| Joe Agler 1b-t | .189 | .276 | 24 | 74 | 5 | 14 | 0 | 1 | 0 | 4 | 9 | 1 | 2-0 | 1 | 3 | 1 | 1 | 0 |
| Solly Hofman of | .177 | .233 | 114 | 402 | 33 | 71 | 11 | 6 | 0 | 34 | 31 | 54 | 14-3 | 9 | 5 | 0 | 1 | 6 |
| Del Young | .133 | .235 | 12 | 15 | 1 | 2 | 0 | 0 | 0 | 1 | 2 | 3 | 0-0 | 0 | 0 | 0 | 0 | 0 |
| Ed Gagnier if-t | .000 | .125 | 4 | 7 | 0 | 0 | 0 | 0 | 0 | 0 | 1 | 1 | 1-0 | 0 | 0 | 0 | 0 | 1 |
| Pitchers | .125 | .161 | 154 | 448 | 21 | 56 | 8 | 4 | 0 | 15 | 19 | 124 | 1-1 | 10 | 3 | 1 | 5 | 19 |
| Team | .223 | .283 | 154 | 5159 | 521 | 1152 | 172 | 57 | 41 | 462 | 436 | 608 | 158-75 | 81 | 48 | 12 | 96 | 185 |

PB Walter Blair 10, Nick Allen 8.

OF assists Jack Dalton 11, Benny Meyer 10, Clyde Engle 7, Solly Hofman 5, Tex McDonald 4.

| <u>Player</u> | <u>W-L</u> | <u>ERA</u> | <u>G</u> | <u>GS</u> | <u>CG</u> | <u>Sh</u> | <u>Sv</u> | <u>IP</u> | <u>H</u> | <u>R-ER</u> | <u>HR</u> | <u>BB</u> | <u>SO</u> | <u>HB</u> | <u>WP</u> |
|---------------------|--------------|-------------|------------|------------|-----------|-----------|-----------|---------------|-------------|----------------|-----------|------------|------------|-----------|-----------|
| Al Schulz | 20-17 | 2.26 | 40 | 38 | 24 | 5 | 0 | 331.0 | 240 | 102-83 | 3 | 144 | 208 | 4 | 4 |
| Fred Anderson | 16-11 | 2.13 | 36 | 29 | 17 | 5 | 1 | 283.0 | 223 | 82-67 | 8 | 79 | 185 | 2 | 2 |
| Hugh Bedient | 13-16 | 2.67 | 40 | 30 | 16 | 1 | 0 | 276.7 | 267 | 99-82 | 5 | 68 | 139 | 9 | 3 |
| Gene Krapp | 9- 23 | 4.38 | 40 | 30 | 8 | 1 | 1 | 240.3 | 251 | 146-117 | 4 | 136 | 131 | 5 | 3 |
| Russ Ford | 4-10 | 5.12 | 21 | 15 | 4 | 0 | 0 | 110.7 | 140 | 76-63 | 16 | 37 | 32 | 4 | 2 |
| Rube Marshall | 3-4 | 3.49 | 18 | 4 | 1 | 0 | 0 | 56.7 | 60 | 27-22 | 1 | 18 | 17 | 3 | 2 |
| Bob Smith | 0-0 | 1.69 | 5 | 0 | 0 | 0 | 0 | 5.3 | 6 | 1-1 | 0 | 2 | 7 | 0 | 0 |
| George LeClair-a, t | 0-1 | 4.05 | 1 | 0 | 0 | 0 | 0 | 6.7 | 5 | 3-3 | 1 | 3 | 1 | 0 | 0 |
| Howard Ehmke | 0-2 | 8.61 | 12 | 2 | 0 | 0 | 0 | 23.0 | 41 | 32-22 | 1 | 10 | 9 | 0 | 2 |
| Dan Woodman | 0-2 | 17.54 | 7 | 1 | 0 | 0 | 0 | 6.7 | 14 | 14-13 | 1 | 8 | 3 | 0 | 0 |
| Ed Lafitte-a | 0-3 | 6.71 | 17 | 5 | 0 | 0 | 0 | 52.3 | 70 | 42-39 | 5 | 34 | 20 | 3 | 2 |
| Team | 65-89 | 3.31 | 237 | 154 | 70 | 12 | 2 | 1392.3 | 1317 | 614-512 | 45 | 539 | 752 | 30 | 20 |

Balks none.

1915 Baltimore Terrapins
63-91, .409, eighth place, -23 games

| Player | Avg | OBP | G | AB | R | H | 2b | 3b | HR | RBI | BB | K | SB-CS | Sac | SF | HBP | DP | E |
|---------------------|-------------|-------------|------------|-------------|------------|-------------|------------|-----------|-----------|------------|------------|------------|--------------|-----------|-----------|-----------|------------|------------|
| Yip Owens c | .241 | .283 | 96 | 332 | 24 | 80 | 15 | 1 | 2 | 37 | 16 | 32 | 3-0 | 6 | 4 | 2 | 5 | 27 |
| Harry Swacina 1b | .241 | .262 | 79 | 311 | 24 | 75 | 21 | 0 | 1 | 34 | 10 | 20 | 3-4 | 1 | 4 | 0 | 7 | 4 |
| Otto Knabe 2b | .265 | .354 | 93 | 340 | 53 | 90 | 14 | 4 | 2 | 35 | 48 | 36 | 6-7 | 5 | 5 | 2 | 6 | 7 |
| Mickey Doolan ss-t | .197 | .248 | 119 | 416 | 43 | 82 | 13 | 5 | 3 | 33 | 27 | 43 | 6-1 | 9 | 2 | 2 | 12 | 24 |
| Jimmy Walsh 3b-t | .230 | .278 | 106 | 408 | 39 | 94 | 17 | 3 | 6 | 50 | 26 | 33 | 12-8 | 6 | 3 | 2 | 12 | 19 |
| Guy Zinn lf | .312 | .381 | 106 | 340 | 46 | 106 | 26 | 2 | 6 | 57 | 41 | 32 | 0-1 | 0 | 8 | 2 | 11 | 13 |
| Vern Duncan cf-lf | .280 | .342 | 149 | 589 | 81 | 165 | 19 | 6 | 1 | 44 | 52 | 79 | 15-5 | 1 | 3 | 5 | 11 | 13 |
| Steve Evans rf-a | .332 | .409 | 87 | 307 | 40 | 102 | 16 | 5 | 1 | 46 | 39 | 31 | 5-3 | 0 | 7 | 6 | 8 | 7 |
| Tony Jacklitsch c | .297 | .408 | 53 | 146 | 17 | 43 | 16 | 0 | 4 | 19 | 26 | 21 | 1-0 | 0 | 1 | 2 | 4 | 17 |
| Harvey Russell c-ph | .293 | .402 | 50 | 75 | 12 | 22 | 0 | 4 | 1 | 12 | 11 | 8 | 0-1 | 1 | 2 | 4 | 0 | 5 |
| Benny Meyer-t | .267 | .380 | 37 | 135 | 23 | 36 | 4 | 1 | 0 | 10 | 25 | 15 | 6-1 | 0 | 2 | 1 | 1 | 2 |
| Jack McCandless of | .238 | .285 | 92 | 407 | 41 | 97 | 8 | 10 | 5 | 36 | 25 | 85 | 4-4 | 3 | 1 | 2 | 5 | 14 |
| Hack Simmons if | .214 | .287 | 36 | 103 | 14 | 22 | 9 | 2 | 2 | 16 | 11 | 10 | 0-1 | 1 | 1 | 0 | 1 | 1 |
| Jim Hickman of | .207 | .281 | .23 | 87 | 8 | 18 | 1 | 2 | 2 | 8 | 8 | 16 | 1-4 | 2 | 0 | 1 | 3 | 3 |
| John Gallagher 2b | .204 | .238 | 41 | 137 | 6 | 28 | 5 | 0 | 0 | 10 | 6 | 24 | 0-0 | 1 | 0 | 0 | 2 | 8 |
| Enos Kirkpatrick if | .168 | .249 | 57 | 173 | 21 | 29 | 3 | 1 | 1 | 11 | 18 | 14 | 8-2 | 1 | 1 | 0 | 3 | 4 |
| Jimmy Smith ss-a | .161 | .242 | 33 | 112 | 6 | 18 | 4 | 3 | 0 | 5 | 12 | 24 | 4-0 | 0 | 0 | 0 | 4 | 10 |
| Ken Crawford of | .157 | .197 | 29 | 89 | 9 | 14 | 1 | 2 | 0 | 1 | 3 | 15 | 0-0 | 1 | 0 | 1 | 2 | 7 |
| Korl Koseth 1b | .154 | .185 | 11 | 26 | 2 | 4 | 1 | 0 | 0 | 0 | 1 | 4 | 0-0 | 0 | 0 | 0 | 0 | 2 |
| Joe Agler 1b-a | .142 | .270 | 68 | 232 | 23 | 33 | 5 | 4 | 0 | 20 | 41 | 55 | 9-3 | 0 | 1 | 0 | 4 | 10 |
| Pitchers | .220 | .265 | 154 | 464 | 48 | 102 | 14 | 3 | 1 | 32 | 28 | 93 | 1-1 | 12 | 5 | 2 | 8 | 17 |
| Team | .241 | .306 | 154 | 5227 | 580 | 1260 | 212 | 58 | 39 | 516 | 477 | 690 | 84-46 | 50 | 50 | 34 | 109 | 209 |

PB Yip Owens 7, Tony Jacklitsch 1, Harvey Russell 1.

OF assists Vern Duncan 9, Steve Evans 7, Benny Meyer 6, Guy Zinn 4, Jack McCandless 4, Ken Crawford, Hack Simmons 1 each.

| Player | W-L | ERA | G | GS | CG | Sh | Sv | IP | H | R-ER | HR | BB | SO | HB | WP |
|------------------|--------------|-------------|------------|------------|-----------|----------|----------|---------------|-------------|----------------|-----------|------------|------------|-----------|-----------|
| Jack Quinn | 18-12 | 3.30 | 45 | 29 | 19 | 4 | t4 | 267.3 | 274 | 117-98 | 12 | 66 | 150 | 10 | 1 |
| George Suggs | 11-14 | 4.79 | 37 | 26 | 10 | 2 | 0 | 216.0 | 268 | 131-115 | 14 | 70 | 74 | 3 | 1 |
| Rankin Johnson-a | 7-13 | 3.59 | 25 | 20 | 8 | 0 | 1 | 160.3 | 183 | 92-65 | 3 | 61 | 80 | 3 | 3 |
| Chief Bender | 7-18 | 5.67 | 30 | 24 | 9 | 0 | 0 | 176.3 | 263 | 138-111 | 5 | 43 | 86 | 6 | 1 |
| Bill Bailey-t | 5-17 | 5.78 | 36 | 23 | 6 | 0 | 0 | 187.0 | 239 | 153-120 | 11 | 88 | 113 | 5 | 7 |
| George LeClair-a | 3-4 | 3.07 | 17 | 9 | 4 | 2 | 0 | 99.7 | 91 | 42-34 | 4 | 29 | 37 | 3 | 3 |
| Dave Black -a | 2-3 | 1.25 | 13 | 3 | 1 | 0 | 0 | 43.3 | 30 | 9-6 | 0 | 17 | 16 | 2 | 0 |
| Frank Smith-t | 1-6 | 4.37 | 19 | 9 | 2 | 0 | 0 | 101.0 | 113 | 61-49 | 10 | 29 | 40 | 4 | 0 |
| Snipe Conley | 1-7 | 7.25 | 29 | 6 | 1 | 0 | 1 | 80.7 | 133 | 73-65 | 7 | 24 | 50 | 6 | 0 |
| Charlie Young | 0-5 | 8.44 | 9 | 5 | 0 | 0 | 0 | 37.3 | 55 | 39-35 | 3 | 22 | 16 | 2 | 3 |
| Team | 55-99 | 4.59 | 260 | 154 | 60 | 8 | 6 | 1369.0 | 1649 | 855-698 | 69 | 449 | 662 | 44 | 19 |

Balk George Suggs.

Players with multiple teams

| | Avg | OBP | G | AB | R | H | 2B | 3B | HR | RBI | BB | K | SB-CS | Sac | SF | HBP | DP | E |
|--------------------------|------|------|-----|-----|----|-----|----|----|----|-----|----|----|-------|-----|----|-----|----|----|
| Joe Agler | | | | | | | | | | | | | | | | | | |
| Buffalo | .189 | .276 | 24 | 74 | 5 | 14 | 0 | 1 | 0 | 4 | 9 | 10 | 2-0 | 1 | 3 | 1 | 1 | 0 |
| Baltimore | .142 | .270 | 68 | 232 | 23 | 33 | 5 | 4 | 0 | 20 | 41 | 55 | 9-3 | 0 | 1 | 0 | 4 | 10 |
| Agler combined | .154 | .271 | 92 | 306 | 28 | 47 | 5 | 5 | 1 | 24 | 50 | 65 | 11-3 | 1 | 4 | 1 | 5 | 10 |
| Hugh Bradley | | | | | | | | | | | | | | | | | | |
| Pittsburgh | .185 | .211 | 16 | 54 | 3 | 10 | 1 | 0 | 0 | 2 | 2 | 9 | 3-1 | 1 | 1 | 0 | 2 | 0 |
| Brooklyn | .148 | .144 | 34 | 115 | 4 | 17 | 2 | 0 | 0 | 13 | 0 | 14 | 5-1 | 2 | 3 | 0 | 1 | 2 |
| Newark | .214 | .214 | 21 | 42 | 2 | 9 | 2 | 1 | 0 | 1 | 0 | 5 | 0-2 | 0 | 0 | 0 | 2 | 4 |
| Bradley combined | .171 | .175 | 71 | 211 | 9 | 36 | 5 | 1 | 0 | 16 | 2 | 28 | 8-4 | 3 | 4 | 0 | 5 | 6 |
| Mickey Doolan | | | | | | | | | | | | | | | | | | |
| Baltimore | .197 | .248 | 119 | 416 | 43 | 82 | 13 | 5 | 3 | 33 | 27 | 43 | 6-1 | 9 | 2 | 2 | 12 | 24 |
| Chicago | .241 | .302 | 23 | 87 | 7 | 21 | 5 | 2 | 0 | 14 | 8 | 8 | 3-0 | 1 | 1 | 0 | 1 | 6 |
| Doolan combined | .205 | .258 | 142 | 503 | 50 | 103 | 18 | 7 | 3 | 47 | 35 | 51 | 9-1 | 10 | 3 | 2 | 13 | 30 |
| Steve Evans | | | | | | | | | | | | | | | | | | |
| Brooklyn | .376 | .483 | 61 | 234 | 43 | 88 | 14 | 3 | 4 | 58 | 37 | 23 | 9-4 | 0 | 5 | 16 | 2 | 8 |
| Baltimore | .332 | .409 | 87 | 307 | 40 | 102 | 16 | 5 | 1 | 46 | 39 | 31 | 5-3 | 0 | 7 | 6 | 8 | 7 |
| Evans combined | .351 | .442 | 148 | 541 | 83 | 190 | 30 | 8 | 5 | 104 | 76 | 54 | 14-7 | 0 | 12 | 22 | 10 | 15 |
| Ed Gagnier | | | | | | | | | | | | | | | | | | |
| Brooklyn | .246 | .333 | 21 | 57 | 11 | 14 | 1 | 0 | 0 | 7 | 8 | 9 | 1-0 | 2 | 1 | 0 | 1 | 1 |
| Buffalo | .000 | .125 | 4 | 7 | 0 | 0 | 0 | 0 | 0 | 0 | 1 | 1 | 1-0 | 0 | 0 | 0 | 0 | 1 |
| Gagnier combined | .219 | .311 | 25 | 64 | 11 | 14 | 1 | 0 | 0 | 7 | 9 | 10 | 2-0 | 2 | 1 | 0 | 1 | 2 |
| Benny Meyer | | | | | | | | | | | | | | | | | | |
| Baltimore | .267 | .380 | 37 | 135 | 23 | 36 | 4 | 1 | 0 | 10 | 25 | 15 | 6-1 | 0 | 2 | 1 | 1 | 2 |
| Buffalo | .257 | .367 | 70 | 276 | 42 | 71 | 11 | 4 | 1 | 13 | 48 | 27 | 14-7 | 6 | 0 | 0 | 4 | 4 |
| Meyer combined | .260 | .372 | 107 | 411 | 65 | 107 | 15 | 5 | 1 | 23 | 73 | 42 | 20-8 | 6 | 2 | 1 | 5 | 6 |
| Larry Pratt | | | | | | | | | | | | | | | | | | |
| Brooklyn | .172 | .231 | 19 | 58 | 3 | 10 | 2 | 0 | 0 | 8 | 4 | 19 | 0-0 | 0 | 2 | 1 | 0 | 1 |
| Newark | .000 | .000 | 5 | 3 | 0 | 0 | 0 | 0 | 0 | 0 | 0 | 1 | 0-0 | 0 | 0 | 0 | 0 | 0 |
| F. Smith combined | .164 | .221 | 24 | 61 | 3 | 10 | 2 | 0 | 0 | 8 | 4 | 20 | 0-0 | 0 | 2 | 1 | 0 | 1 |
| Fred Smith | | | | | | | | | | | | | | | | | | |
| Buffalo | .210 | .265 | 31 | 105 | 10 | 22 | 3 | 3 | 1 | 12 | 9 | 17 | 2-1 | 0 | 3 | 0 | 2 | 8 |
| Brooklyn | .242 | .297 | 96 | 385 | 40 | 93 | 12 | 14 | 6 | 57 | 28 | 48 | 8-4 | 4 | 2 | 2 | 5 | 29 |
| F. Smith combined | .235 | .290 | 127 | 490 | 50 | 115 | 15 | 17 | 7 | 69 | 37 | 65 | 10-5 | 4 | 5 | 3 | 7 | 37 |
| Jimmy Walsh | | | | | | | | | | | | | | | | | | |
| Baltimore | .230 | .278 | 406 | 408 | 39 | 94 | 17 | 3 | 6 | 50 | 26 | 33 | 12-8 | 6 | 3 | 2 | 12 | 19 |
| St. Louis | .235 | .278 | 15 | 51 | 6 | 12 | 5 | 0 | 0 | 5 | 3 | 6 | 0-1 | 0 | 0 | 0 | 0 | 2 |
| Walsh combined | .231 | .278 | 121 | 459 | 45 | 106 | 22 | 3 | 6 | 55 | 29 | 39 | 12-9 | 6 | 3 | 2 | 12 | 21 |
| Art Watson | | | | | | | | | | | | | | | | | | |
| Brooklyn | .333 | .400 | 9 | 18 | 5 | 6 | 0 | 1 | 0 | 1 | 2 | 3 | 0-0 | 0 | 0 | 0 | 0 | 0 |
| Buffalo | .321 | .345 | 22 | 28 | 2 | 9 | 1 | 0 | 0 | 1 | 1 | 5 | 0-0 | 0 | 0 | 0 | 2 | 1 |
| Watson combined | .326 | .367 | 31 | 46 | 7 | 15 | 1 | 1 | 0 | 2 | 3 | 8 | 0-0 | 0 | 0 | 0 | 2 | 1 |

Players with combined teams, continued

| Tex Westerzil | Avg | OBP | G | AB | R | H | 2B | 3B | HR | RBI | BB | K | SB-CS | Sac | SF | HBP | DP | E |
|---------------------------|------|------|----|-----|----|----|----|----|----|-----|----|----|-------|-----|----|-----|----|----|
| Brooklyn | .312 | .378 | 36 | 125 | 15 | 39 | 4 | 3 | 0 | 19 | 13 | 11 | 3-3 | 0 | 3 | 2 | 3 | 8 |
| St. Louis | .259 | .375 | 10 | 27 | 5 | 7 | 1 | 2 | 0 | 1 | 5 | 6 | 1-1 | 0 | 0 | 0 | 1 | 1 |
| Chicago | .296 | .358 | 47 | 142 | 8 | 42 | 4 | 3 | 0 | 16 | 13 | 15 | 3-3 | 1 | 2 | 2 | 2 | 0 |
| Wisterzil combined | .299 | .368 | 93 | 294 | 28 | 88 | 9 | 8 | 0 | 36 | 31 | 32 | 7-7 | 1 | 5 | 4 | 6 | 10 |

Pitchers with multiple teams

| Bill Bailey | W-L | ERA | G | GS | CG | Sh | Sv | IP | H | R-ER | HR | BB | SO | HB | WP |
|------------------------|------|------|----|----|----|----|----|-------|-----|----------------|----|-----|-----|----|----|
| Baltimore | 5-17 | 5.78 | 36 | 23 | 6 | 0 | 0 | 187.0 | 239 | 153-120 | 11 | 88 | 113 | 5 | 7 |
| Chicago | 2-1 | 4.19 | 4 | 4 | 0 | 0 | 0 | 19.3 | 20 | 9-9 | 0 | 14 | 16 | 1 | 0 |
| Bailey combined | 7-18 | 5.63 | 40 | 27 | 6 | 0 | 0 | 206.3 | 259 | 162-129 | 11 | 102 | 129 | 6 | 7 |

| Dave Black | W-L | ERA | G | GS | CG | Sh | Sv | IP | H | R-ER | HR | BB | SO | HB | WP |
|-----------------------|------|------|----|----|----|----|----|-------|-----|-------|----|----|----|----|----|
| Baltimore | 1-8 | 3.73 | 19 | 10 | 0 | 0 | 1 | 99.0 | 96 | 50-41 | 6 | 28 | 35 | 4 | 0 |
| Chicago | 2-3 | 1.25 | 13 | 3 | 1 | 0 | 0 | 43.3 | 30 | 9-6 | 0 | 17 | 16 | 2 | 0 |
| Black combined | 3-11 | 2.97 | 32 | 13 | 1 | 0 | 1 | 142.3 | 126 | 59-47 | 6 | 45 | 51 | 6 | 0 |

| Cy Falkenberg | W-L | ERA | G | GS | CG | Sh | Sv | IP | H | R-ER | HR | BB | SO | HB | WP |
|--------------------------|-------|------|----|----|----|----|----|-------|-----|--------|----|----|-----|----|----|
| Newark | 9-10 | 3.17 | 23 | 21 | 11 | 3 | 0 | 173.3 | 148 | 78-61 | 6 | 58 | 84 | 6 | 1 |
| Brooklyn | 4-3 | 3.57 | 8 | 8 | 6 | 2 | 0 | 58.0 | 49 | 25-23 | 2 | 25 | 43 | 1 | 0 |
| Flkenbrg combined | 13-13 | 3.27 | 31 | 29 | 17 | 5 | 0 | 231.3 | 197 | 103-84 | 8 | 83 | 127 | 7 | 1 |

| Rankin Johnson | W-L | ERA | G | GS | CG | Sh | Sv | IP | H | R-ER | HR | BB | SO | HB | WP |
|-------------------------|-------|------|----|----|----|----|----|-------|-----|--------|----|----|-----|----|----|
| Chicago | 3-4 | 5.03 | 12 | 6 | 2 | 0 | 1 | 62.7 | 70 | 40-35 | 2 | 29 | 32 | 2 | 1 |
| Baltimore | 7-13 | 3.62 | 25 | 20 | 8 | 0 | 1 | 159.3 | 133 | 92-65 | 3 | 61 | 80 | 3 | 3 |
| Johnson combined | 10-17 | 4.01 | 37 | 26 | 10 | 0 | 2 | 222.0 | 252 | 131-99 | 5 | 90 | 112 | 5 | 4 |
| Balk 1 | | | | | | | | | | | | | | | |

| Ed Lafitte | W-L | ERA | G | GS | CG | Sh | Sv | IP | H | R-ER | HR | BB | SO | HB | WP |
|-------------------------|------|------|----|----|----|----|----|-------|-----|---------|----|----|----|----|----|
| Brooklyn | 3-9 | 5.59 | 17 | 15 | 4 | 0 | 0 | 111.0 | 132 | 84-69 | 4 | 64 | 41 | 4 | 0 |
| Buffalo | 0-3 | 6.71 | 17 | 5 | 0 | 0 | 0 | 52.3 | 70 | 42-39 | 5 | 34 | 20 | 3 | 2 |
| Lafitte combined | 3-12 | 5.95 | 34 | 20 | 4 | 0 | 0 | 163.3 | 202 | 126-108 | 9 | 98 | 61 | 7 | 2 |

| George LeClair | W-L | ERA | G | GS | CG | Sh | Sv | IP | H | R-ER | HR | BB | SO | HB | WP |
|-------------------------|-----|------|----|----|----|----|----|-------|-----|-------|----|----|----|----|----|
| Pittsburgh | 2-2 | 1.85 | 14 | 3 | 2 | 0 | 1 | 48.7 | 29 | 12-10 | 0 | 12 | 13 | 4 | 0 |
| Buffalo | 0-1 | 4.05 | 1 | 0 | 0 | 0 | 0 | 6.7 | 5 | 6-3 | 1 | 3 | 1 | 0 | 0 |
| Baltimore | 3-4 | 3.07 | 17 | 9 | 4 | 2 | 0 | 99.7 | 91 | 42-34 | 4 | 29 | 37 | 3 | 3 |
| LeClair combined | 5-7 | 2.73 | 32 | 12 | 6 | 2 | 1 | 155.0 | 125 | 60-47 | 5 | 44 | 51 | 7 | 3 |
| Balk 1 | | | | | | | | | | | | | | | |

| Ed Lafitte | W-L | ERA | G | GS | CG | Sh | Sv | IP | H | R-ER | HR | BB | SO | HB | WP |
|-------------------------|------|------|----|----|----|----|----|-------|-----|---------|----|----|----|----|----|
| Brooklyn | 1-9 | 5.59 | 17 | 15 | 4 | 0 | 0 | 111.0 | 132 | 84-69 | 4 | 64 | 41 | 4 | 0 |
| Buffalo | 0-3 | 6.71 | 17 | 5 | 0 | 0 | 0 | 52.3 | 70 | 42-39 | 5 | 34 | 20 | 3 | 2 |
| Lafitte combined | 1-12 | 5.95 | 34 | 20 | 4 | 0 | 0 | 163.3 | 202 | 126-108 | 9 | 98 | 61 | 7 | 2 |

Pitchers with multiple teams, continued

| Tom Seaton | W-L | ERA | G | GS | CG | Sh | Sv | IP | H | R-ER | HR | BB | SO | HB | WP |
|----------------------------|------|------|----|----|----|----|----|-------|------------|---------|----|----|-----|----|----|
| Brooklyn | 4-8 | 4.96 | 32 | 24 | 4 | 1 | 0 | 179.7 | 255 | 116-99 | 4 | 51 | 105 | 7 | 4 |
| Newark | 2-6 | 3.44 | 10 | 10 | 2 | 0 | 0 | 70.7 | 79 | 33-27 | 1 | 28 | 35 | 0 | 0 |
| Seaton combined | 6-14 | 4.53 | 42 | 34 | 6 | 1 | 0 | 250.3 | 334 | 149-126 | 5 | 79 | 140 | 7 | 4 |
| Frank Smith | W-L | ERA | G | GS | CG | Sh | Sv | IP | H | R-ER | HR | BB | SO | HB | WP |
| Baltimore | 1-6 | 4.37 | 19 | 9 | 2 | 0 | 0 | 101.0 | 113 | 61-49 | 10 | 29 | 40 | 4 | 0 |
| Brooklyn | 3-2 | 3.52 | 6 | 4 | 1 | 0 | 0 | 30.7 | 37 | 13-12 | 1 | 10 | 10 | 0 | 0 |
| Frk. Smith combined | 4-8 | 4.17 | 25 | 13 | 3 | 0 | 0 | 131.7 | 150 | 74-61 | 11 | 39 | 50 | 4 | 0 |

Balk 1



Kansas City Packers cap



Pittsburgh Rebels home jersey



Weeghman Park, (now Wrigley Field), the home of the Chicago Whales

1915 Federal League pinch hitting



Pitt PH Ed Lennox

Federal League pinch hitters averaged .229 in the 1915 replay, almost the same as the 1914 Federal League average (.233).

The Kansas City Packers had the highest team batting average (.260) and seventh-place Buffalo had the most pinch hits (24) while last-place Baltimore had the most RBIs (11).

The leading pinch-hitter in the league was Pittsburgh's **Ed Lennox**, whose pinch-hit totals far surpassed anyone else in the league. Lennox had 15 pinch-hits in 52 at bats (.288), with five doubles. He drove in eight runs. He also walked six times and had a .367 OBP as a pinch hitter.

Five pinch hit home runs were struck in the 1915 replay:

May 24 Harvey Russell, Balt; 2R HR off Clint Rogge, Pitt, with two outs in 9th in 3-2 loss to Rebels
 June 6 Tom Downey, Buff; solo HR off Jack Quinn, Baltimore in 4-3 loss to Terps
 Aug 17 Guy Zinn, Balt; 2R HR off Eddie Plank, StL in 8-2 loss to Terriers
 Aug 17 Lee Magee, Bkn; 2R game-winning HR off Earl Blackburn, KC in ninth in 7-5 Tip-Tops win
 Aug 25 Ed Lennox, Pitt; solo HR off Russ Ford, Buffalo in 8-7 loss to Blues

Team pinch-hitting

| Team | Avg | OBP | AB | H | 2B | 3B | HR | RBI | BB | Sac | SF | HB | DP |
|-------------------|-------------|-------------|-----------|-----------|----------|----------|----------|----------|----------|----------|----------|----------|----------|
| Kans. City | .260 | .258 | 73 | 19 | 3 | 1 | 0 | 9 | 4 | 2 | 2 | 0 | 0 |
| Chicago | .257 | .317 | 74 | 19 | 4 | 1 | 0 | 7 | 6 | 0 | 1 | 1 | 1 |
| Buffalo | .253 | .339 | 95 | 24 | 2 | 1 | 1 | 6 | 13 | 1 | 1 | 0 | 1 |
| Pittsburgh | .253 | .323 | 83 | 21 | 5 | 1 | 1 | 10 | 8 | 0 | 1 | 1 | 2 |
| Newark | .214 | .274 | 56 | 12 | 4 | 1 | 0 | 9 | 4 | 0 | 1 | 1 | 0 |
| Brooklyn | .206 | .225 | 97 | 20 | 3 | 1 | 1 | 9 | 3 | 0 | 2 | 0 | 2 |
| Baltimore | .206 | .306 | 103 | 21 | 1 | 1 | 2 | 11 | 13 | 0 | 1 | 0 | 2 |
| St. Louis | .186 | .238 | 59 | 11 | 2 | 2 | 0 | 4 | 4 | 0 | 0 | 0 | 0 |
| <i>FL Average</i> | <i>.229</i> | <i>.293</i> | <i>80</i> | <i>18</i> | <i>3</i> | <i>1</i> | <i>1</i> | <i>8</i> | <i>7</i> | <i>0</i> | <i>1</i> | <i>0</i> | <i>1</i> |

Pinch hit leaders

| Batting Avg. (Min 10 AB) | H/AB | Avg. | On base pct. (Min 10 PA) | OBP | Pinch hits | Hits |
|--------------------------|------|------|--------------------------|------|----------------------|------|
| Charlie Hanford, Chi | 6-14 | .429 | Art Watson, Bkn-Buff | .455 | Ed Lennox, Pitt | 15 |
| Tom Downey, Buff | 6-14 | .429 | Tom Downey, Buff | .438 | Harvey Russell, Balt | 8 |
| Ty Helfrich, Bkn | 4-11 | .364 | Charlie Hanford, Chi | .429 | Art Watson, Bkn-Buff | 7 |
| Art Watson, Bkn-Buff | 7-21 | .333 | Harvey Russell, Balt | .412 | Tom Downey, Buff | 6 |
| Art Kruger, KC | 6-18 | .333 | Al Kruger, KC | .368 | Charlie Hanford, Chi | 6 |
| | | | Art Wilson, Chi | .368 | Art Kruger, KC | 6 |

| Runs batted in | RBI | Bases on balls | BB | Pinch hit at bats | AB |
|--------------------------|-----|----------------------|----|----------------------|----|
| Ed Lennox, Pitt | 8 | Ed Lennox, Pitt | 6 | Ed Lennox, Pitt | 52 |
| Harvey Russell, Balt | 5 | Harvey Russell, Balt | 5 | Harvey Russell, Balt | 28 |
| Art Griggs, Bkn | 4 | Art Griggs, Bkn | 4 | Tex McDonald, Buff | 26 |
| Guy Zinn, Balt | 4 | Tex McDonald, Buff | 4 | Art Griggs, Bkn | 24 |
| McKechnie, KC, Kirby StL | 3 | Three tied with | 3 | Art Watson, Bkn-Buff | 19 |

Doubles: Ed Lennox, Pitt 5

Triples: LaRue Kirby, StL 2

Home runs: Five tied with 1

1915 Federal League pinch hitting

| <u>Chicago Whales</u> | <u>Avg</u> | <u>OBP</u> | <u>AB</u> | <u>H</u> | <u>2B</u> | <u>3B</u> | <u>HR</u> | <u>RBI</u> | <u>BB</u> | <u>Sac</u> | <u>SF</u> | <u>HB</u> | <u>DP</u> |
|-----------------------|-------------|-------------|-----------|-----------|-----------|-----------|-----------|------------|-----------|------------|-----------|-----------|-----------|
| Joe Tinker | .500 | .500 | 2 | 1 | 0 | 0 | 0 | 0 | 0 | 0 | 0 | 0 | 0 |
| Charlie Hanford | .429 | .429 | 14 | 6 | 1 | 0 | 0 | 2 | 0 | 0 | 0 | 0 | 0 |
| Al Wickland-t | .333 | .500 | 3 | 1 | 0 | 0 | 0 | 0 | 1 | 0 | 0 | 0 | 0 |
| Fred Beck | .333 | .333 | 3 | 1 | 0 | 0 | 0 | 0 | 0 | 0 | 0 | 0 | 0 |
| Harry Fritz | .286 | .286 | 7 | 2 | 1 | 0 | 0 | 1 | 0 | 0 | 0 | 0 | 0 |
| Art Wilson | .267 | .368 | 15 | 4 | 1 | 0 | 0 | 1 | 3 | 0 | 1 | 0 | 1 |
| William Fischer | .222 | .222 | 9 | 2 | 1 | 0 | 0 | 1 | 0 | 0 | 0 | 0 | 0 |
| Bill Jackson | .125 | .300 | 8 | 1 | 0 | 0 | 0 | 0 | 2 | 0 | 0 | 0 | 0 |
| Clem Clemens | .000 | .000 | 2 | 0 | 0 | 0 | 0 | 0 | 0 | 0 | 0 | 0 | 0 |
| Claude Hendrix | .000 | .000 | 2 | 0 | 0 | 0 | 0 | 0 | 0 | 0 | 0 | 0 | 0 |
| Max Flack | .000 | .000 | 1 | 0 | 0 | 0 | 0 | 0 | 0 | 0 | 0 | 0 | 0 |
| Rollie Zeider | .000 | .000 | 1 | 0 | 0 | 0 | 0 | 0 | 0 | 0 | 0 | 0 | 0 |
| Joe Weiss | .000 | .000 | 1 | 0 | 0 | 0 | 0 | 0 | 0 | 0 | 0 | 0 | 0 |
| Dutch Zwilling | .000 | .000 | 1 | 0 | 0 | 0 | 0 | 0 | 0 | 0 | 0 | 0 | 0 |
| Arnie Hauser | .000 | 1.000 | 0 | 0 | 0 | 0 | 0 | 0 | 0 | 0 | 0 | 1 | 0 |
| Total | .257 | .317 | 74 | 19 | 4 | 1 | 0 | 7 | 6 | 0 | 1 | 1 | 1 |

| <u>Newark Pepper</u> | <u>Avg</u> | <u>OBP</u> | <u>AB</u> | <u>H</u> | <u>2B</u> | <u>3B</u> | <u>HR</u> | <u>RBI</u> | <u>BB</u> | <u>Sac</u> | <u>SF</u> | <u>HB</u> | <u>DP</u> |
|----------------------|-------------|-------------|-----------|-----------|-----------|-----------|-----------|------------|-----------|------------|-----------|-----------|-----------|
| Frank LaPorte | 1.000 | 1.000 | 1 | 1 | 0 | 1 | 0 | 1 | 1 | 0 | 0 | 0 | 0 |
| George Textor | 1.000 | 1.000 | 1 | 1 | 0 | 0 | 0 | 0 | 0 | 0 | 0 | 0 | 0 |
| Vin Campbell | .500 | .500 | 4 | 2 | 0 | 0 | 0 | 1 | 0 | 0 | 0 | 0 | 0 |
| Gil Whitehouse | .333 | .333 | 3 | 1 | 0 | 0 | 0 | 1 | 0 | 0 | 0 | 0 | 0 |
| Hugh Bradley- a, t | .250 | .250 | 8 | 2 | 1 | 0 | 0 | 0 | 0 | 0 | 0 | 0 | 0 |
| Rupert Mills | .250 | .250 | 4 | 1 | 1 | 0 | 0 | 0 | 0 | 0 | 0 | 0 | 0 |
| Bill McKechnie | .250 | .200 | 4 | 1 | 1 | 0 | 0 | 3 | 0 | 0 | 1 | 0 | 0 |
| Germany Schaefer | .167 | .444 | 6 | 1 | 0 | 0 | 0 | 2 | 2 | 0 | 0 | 1 | 0 |
| Emil Huhn | .167 | .286 | 6 | 1 | 0 | 0 | 0 | 0 | 1 | 0 | 0 | 0 | 0 |
| Larry Strands | .071 | .071 | 14 | 1 | 1 | 0 | 0 | 1 | 0 | 0 | 0 | 0 | 0 |
| Edd Roush | .000 | .000 | 1 | 0 | 0 | 0 | 0 | 0 | 0 | 0 | 0 | 0 | 0 |
| Larry Pratt | .000 | .000 | 3 | 0 | 0 | 0 | 0 | 0 | 0 | 0 | 0 | 0 | 0 |
| Total | .214 | .274 | 56 | 12 | 4 | 1 | 0 | 9 | 4 | 0 | 1 | 1 | 0 |

| <u>St. Louis Terriers</u> | <u>Avg</u> | <u>OBP</u> | <u>AB</u> | <u>H</u> | <u>2B</u> | <u>3B</u> | <u>HR</u> | <u>RBI</u> | <u>BB</u> | <u>Sac</u> | <u>SF</u> | <u>HB</u> | <u>DP</u> |
|---------------------------|-------------|-------------|-----------|-----------|-----------|-----------|-----------|------------|-----------|------------|-----------|-----------|-----------|
| Art Kores | 1.000 | 1.000 | 1 | 1 | 1 | 0 | 0 | 0 | 0 | 0 | 0 | 0 | 0 |
| Ward Miller | 1.000 | 1.000 | 1 | 1 | 0 | 0 | 0 | 0 | 0 | 0 | 0 | 0 | 0 |
| Doc Crandall | .333 | .429 | 6 | 2 | 0 | 0 | 0 | 1 | 1 | 0 | 0 | 0 | 0 |
| Fielder Jones | .333 | .333 | 3 | 1 | 0 | 0 | 0 | 0 | 0 | 0 | 0 | 0 | 0 |
| LaRue Kirby | .375 | .500 | 8 | 3 | 0 | 2 | 0 | 3 | 2 | 0 | 0 | 0 | 0 |
| Hughie Miller | .250 | .250 | 4 | 1 | 1 | 0 | 0 | 0 | 0 | 0 | 0 | 0 | 0 |
| Jimmy Walsh-t | .167 | .167 | 6 | 1 | 1 | 0 | 0 | 0 | 0 | 0 | 0 | 0 | 0 |
| Delos Drake | .143 | .143 | 7 | 1 | 0 | 0 | 0 | 0 | 0 | 0 | 0 | 0 | 0 |
| Charlie Deal | .000 | .000 | 1 | 0 | 0 | 0 | 0 | 0 | 0 | 0 | 0 | 0 | 0 |
| Tex Westerzil-a, t | .000 | .000 | 1 | 0 | 0 | 0 | 0 | 0 | 0 | 0 | 0 | 0 | 0 |
| Al Bridwell | .000 | .000 | 3 | 0 | 0 | 0 | 0 | 0 | 0 | 0 | 0 | 0 | 0 |
| Grover Hartley | .000 | .000 | 3 | 0 | 0 | 0 | 0 | 0 | 0 | 0 | 0 | 0 | 0 |
| Harry Chapman | .000 | .000 | 13 | 0 | 0 | 0 | 0 | 0 | 0 | 0 | 0 | 0 | 0 |
| Total | .186 | .238 | 59 | 11 | 2 | 2 | 0 | 4 | 4 | 0 | 0 | 0 | 0 |

| <u>Pittsburgh Rebels</u> | <u>Avg</u> | <u>OBP</u> | <u>AB</u> | <u>H</u> | <u>2B</u> | <u>3B</u> | <u>HR</u> | <u>RBI</u> | <u>BB</u> | <u>Sac</u> | <u>SF</u> | <u>HB</u> | <u>DP</u> |
|--------------------------|-------------|-------------|-----------|-----------|-----------|-----------|-----------|------------|-----------|------------|-----------|-----------|-----------|
| Ed Lennox | .288 | .367 | 52 | 15 | 5 | 1 | 1 | 8 | 6 | 0 | 1 | 1 | 0 |
| Davey Jones | .500 | .500 | 4 | 2 | 0 | 0 | 0 | 2 | 0 | 0 | 0 | 0 | 0 |
| Steve Yerkes | .250 | .250 | 4 | 1 | 0 | 0 | 0 | 0 | 0 | 0 | 0 | 0 | 1 |
| Jack Lewis | .231 | .286 | 13 | 3 | 0 | 0 | 0 | 1 | 1 | 0 | 0 | 0 | 0 |
| Jim Delahanty | .000 | .000 | 1 | 0 | 0 | 0 | 0 | 0 | 0 | 0 | 0 | 0 | 0 |
| Paddy O'Connor | .000 | .000 | 1 | 0 | 0 | 0 | 0 | 0 | 0 | 0 | 0 | 0 | 0 |
| Hugh Bradley- a, t | .000 | .000 | 1 | 0 | 0 | 0 | 0 | 0 | 0 | 0 | 0 | 0 | 0 |
| Ed Holly | .000 | .000 | 1 | 0 | 0 | 0 | 0 | 0 | 0 | 0 | 0 | 0 | 0 |
| Jimmy Savage | .000 | .000 | 1 | 0 | 0 | 0 | 0 | 0 | 0 | 0 | 0 | 0 | 0 |
| Mike Menosky | .000 | .000 | 2 | 0 | 0 | 0 | 0 | 0 | 0 | 0 | 0 | 0 | 0 |
| Cy Rheam | .000 | .250 | 3 | 0 | 0 | 0 | 0 | 0 | 1 | 0 | 0 | 0 | 0 |
| Total | .253 | .323 | 83 | 21 | 5 | 1 | 1 | 10 | 8 | 0 | 1 | 1 | 2 |

| <u>Kansas City Packers</u> | <u>Avg</u> | <u>OBP</u> | <u>AB</u> | <u>H</u> | <u>2B</u> | <u>3B</u> | <u>HR</u> | <u>RBI</u> | <u>BB</u> | <u>Sac</u> | <u>SF</u> | <u>HB</u> | <u>DP</u> |
|----------------------------|-------------|-------------|-----------|-----------|-----------|-----------|-----------|------------|-----------|------------|-----------|-----------|-----------|
| George Stovall | 1.000 | 1.000 | 1 | 1 | 0 | 0 | 0 | 1 | 0 | 0 | 0 | 0 | 0 |
| Bill Kenworthy | .500 | .500 | 4 | 2 | 1 | 0 | 0 | 2 | 0 | 0 | 0 | 0 | 0 |
| Pep Goodwin | .429 | .444 | 7 | 3 | 0 | 0 | 0 | 2 | 1 | 0 | 1 | 0 | 0 |
| Al Kruger | .333 | .368 | 18 | 6 | 1 | 0 | 0 | 2 | 1 | 1 | 0 | 0 | 0 |
| Jack Enzenroth | .286 | .375 | 7 | 2 | 0 | 0 | 0 | 0 | 1 | 0 | 0 | 0 | 0 |
| Grover Gilmore | .250 | .250 | 4 | 1 | 0 | 1 | 0 | 0 | 0 | 0 | 0 | 0 | 0 |
| Ted Easterly | .231 | .231 | 13 | 3 | 0 | 0 | 0 | 2 | 0 | 0 | 0 | 0 | 0 |
| Al Shaw | .143 | .250 | 7 | 1 | 1 | 0 | 0 | 0 | 1 | 0 | 0 | 0 | 0 |
| Johnny Rawlings | .000 | .000 | 2 | 0 | 0 | 0 | 0 | 0 | 0 | 0 | 0 | 0 | 0 |
| Drummond Brown | .000 | .000 | 3 | 0 | 0 | 0 | 0 | 0 | 0 | 0 | 0 | 0 | 0 |
| Bill Bradley | .000 | .000 | 5 | 0 | 0 | 0 | 0 | 0 | 0 | 0 | 0 | 0 | 0 |
| Total | .260 | .258 | 73 | 19 | 3 | 1 | 0 | 9 | 4 | 2 | 2 | 0 | 0 |

| <u>Brooklyn Tip-Tops</u> | <u>Avg</u> | <u>OBP</u> | <u>AB</u> | <u>H</u> | <u>2B</u> | <u>3B</u> | <u>HR</u> | <u>RBI</u> | <u>BB</u> | <u>Sac</u> | <u>SF</u> | <u>HB</u> | <u>DP</u> |
|--------------------------|-------------|-------------|-----------|-----------|-----------|-----------|-----------|------------|-----------|------------|-----------|-----------|-----------|
| Dave Howard | 1.000 | 1.000 | 2 | 2 | 1 | 0 | 0 | 1 | 0 | 0 | 0 | 0 | 0 |
| Ty Helfrich | .364 | .364 | 11 | 4 | 1 | 0 | 0 | 1 | 0 | 0 | 0 | 0 | 0 |
| Hap Myers | .273 | .273 | 11 | 3 | 0 | 1 | 0 | 0 | 0 | 0 | 0 | 0 | 0 |
| Jim Delahanty | .273 | .273 | 11 | 3 | 0 | 0 | 0 | 0 | 0 | 0 | 0 | 0 | 0 |
| Lee Magee | .234 | .231 | 13 | 3 | 1 | 0 | 1 | 2 | 0 | 0 | 0 | 0 | 0 |
| Art Griggs | .167 | .185 | 24 | 4 | 0 | 0 | 0 | 4 | 1 | 0 | 2 | 0 | 0 |
| Larry Pratt | .000 | .667 | 1 | 0 | 0 | 0 | 0 | 0 | 2 | 0 | 0 | 0 | 0 |
| Harry Smith | .083 | .083 | 12 | 1 | 0 | 0 | 0 | 0 | 0 | 0 | 0 | 0 | 0 |
| George Anderson | .000 | .000 | 1 | 0 | 0 | 0 | 0 | 0 | 0 | 0 | 0 | 0 | 0 |
| Claude Cooper | .000 | .000 | 1 | 0 | 0 | 0 | 0 | 0 | 0 | 0 | 0 | 0 | 0 |
| Ed Gagnier- t, a | .000 | .000 | 2 | 0 | 0 | 0 | 0 | 1 | 0 | 0 | 0 | 0 | 0 |
| Art Watson | .000 | .000 | 2 | 0 | 0 | 0 | 0 | 0 | 0 | 0 | 0 | 0 | 0 |
| Tex Westerzil-t | .000 | .000 | 2 | 0 | 0 | 0 | 0 | 0 | 0 | 0 | 0 | 0 | 0 |
| Grover Land | .000 | .000 | 4 | 0 | 0 | 0 | 0 | 0 | 0 | 0 | 0 | 0 | 1 |
| Hugh Bradley-t | .000 | .000 | 5 | 0 | 0 | 0 | 0 | 0 | 0 | 0 | 0 | 0 | 0 |
| Total | .206 | .225 | 97 | 20 | 3 | 1 | 1 | 9 | 3 | 0 | 2 | 0 | 2 |

| <u>Buffalo Blues</u> | <u>Avg</u> | <u>OBP</u> | <u>AB</u> | <u>H</u> | <u>2B</u> | <u>3B</u> | <u>HR</u> | <u>RBI</u> | <u>BB</u> | <u>Sac</u> | <u>SF</u> | <u>HB</u> | <u>DP</u> |
|----------------------|-------------|-------------|-----------|-----------|-----------|-----------|-----------|------------|-----------|------------|-----------|-----------|-----------|
| Joe Agler-a | .500 | .500 | 2 | 1 | 0 | 0 | 0 | 0 | 0 | 0 | 0 | 0 | 0 |
| Art Watson | .368 | .455 | 19 | 7 | 1 | 1 | 0 | 2 | 3 | 0 | 0 | 0 | 1 |
| Tom Downey | .429 | .438 | 14 | 6 | 0 | 0 | 1 | 2 | 1 | 0 | 1 | 0 | 0 |
| Clyde Engle | .333 | .333 | 3 | 1 | 0 | 0 | 0 | 0 | 0 | 0 | 0 | 0 | 0 |
| Solly Hofman | .200 | .429 | 5 | 1 | 0 | 0 | 0 | 0 | 2 | 0 | 0 | 0 | 0 |
| Jack Dalton | .200 | .200 | 5 | 1 | 0 | 0 | 0 | 1 | 0 | 0 | 0 | 0 | 0 |
| Tex McDonald | .192 | .300 | 26 | 5 | 0 | 0 | 0 | 0 | 4 | 0 | 0 | 0 | 0 |
| Del Young | .167 | .286 | 6 | 1 | 0 | 0 | 0 | 0 | 1 | 0 | 0 | 0 | 0 |
| Harry Lord | .167 | .167 | 6 | 1 | 1 | 0 | 0 | 0 | 0 | 0 | 0 | 0 | 0 |
| Ed Gagnier- a, t | .000 | .000 | 1 | 0 | 0 | 0 | 0 | 0 | 0 | 0 | 0 | 0 | 0 |
| Hal Chase | .000 | .000 | 1 | 0 | 0 | 0 | 0 | 0 | 0 | 0 | 0 | 0 | 0 |
| Walter Blair | .000 | .000 | 2 | 0 | 0 | 0 | 0 | 0 | 0 | 1 | 0 | 0 | 0 |
| Nick Allen | .000 | .000 | 2 | 0 | 0 | 0 | 0 | 0 | 0 | 0 | 0 | 0 | 0 |
| Benny Meyer-t | .000 | .250 | 3 | 0 | 0 | 0 | 0 | 0 | 1 | 0 | 0 | 0 | 0 |
| Total | .253 | .339 | 95 | 24 | 2 | 1 | 1 | 6 | 13 | 1 | 1 | 0 | 1 |

| <u>Baltimore Terrapins</u> | <u>Avg</u> | <u>OBP</u> | <u>AB</u> | <u>H</u> | <u>2B</u> | <u>3B</u> | <u>HR</u> | <u>RBI</u> | <u>BB</u> | <u>Sac</u> | <u>SF</u> | <u>HB</u> | <u>DP</u> |
|----------------------------|-------------|-------------|------------|-----------|-----------|-----------|-----------|------------|-----------|------------|-----------|-----------|-----------|
| Herbie Moran-t | 1.000 | 1.000 | 1 | 1 | 1 | 0 | 0 | 0 | 0 | 0 | 0 | 0 | 0 |
| Tony Jacklitsch | .333 | .600 | 3 | 1 | 0 | 0 | 0 | 0 | 2 | 0 | 0 | 0 | 0 |
| Harry Swacina | .500 | .500 | 6 | 3 | 0 | 0 | 0 | 1 | 0 | 0 | 0 | 0 | 0 |
| Jack McCandless | .400 | .400 | 5 | 2 | 0 | 0 | 0 | 0 | 0 | 0 | 0 | 0 | 1 |
| Guy Zinn | .294 | .350 | 17 | 5 | 0 | 1 | 1 | 4 | 2 | 0 | 1 | 0 | 0 |
| Harvey Russell | .286 | .394 | 28 | 8 | 0 | 0 | 1 | 5 | 6 | 0 | 0 | 0 | 0 |
| Otto Knabe | .250 | .250 | 4 | 1 | 1 | 0 | 0 | 0 | 0 | 0 | 0 | 0 | 0 |
| Hack Simmons | .125 | .222 | 8 | 1 | 0 | 0 | 0 | 1 | 1 | 0 | 0 | 0 | 1 |
| Yip Owens | .000 | .000 | 1 | 0 | 0 | 0 | 0 | 0 | 0 | 0 | 0 | 0 | 0 |
| Benny Meyer-t | .000 | .000 | 1 | 0 | 0 | 0 | 0 | 0 | 0 | 0 | 0 | 0 | 0 |
| Jimmy Walsh-a | .000 | .000 | 1 | 0 | 0 | 0 | 0 | 0 | 0 | 0 | 0 | 0 | 0 |
| Vern Duncan | .000 | .000 | 2 | 0 | 0 | 0 | 0 | 0 | 0 | 0 | 0 | 0 | 0 |
| Steve Evans-a | .000 | .000 | 2 | 0 | 0 | 0 | 0 | 0 | 0 | 0 | 0 | 0 | 0 |
| Joe Agler-t | .000 | .000 | 3 | 0 | 0 | 0 | 0 | 0 | 0 | 0 | 0 | 0 | 0 |
| Karl Kolseth | .000 | .000 | 4 | 0 | 0 | 0 | 0 | 0 | 0 | 0 | 0 | 0 | 0 |
| Jack Quinn | .000 | .000 | 4 | 0 | 0 | 0 | 0 | 0 | 0 | 0 | 0 | 0 | 0 |
| Enos Kirkpatrick | .000 | .125 | 7 | 0 | 0 | 0 | 0 | 0 | 2 | 0 | 0 | 0 | 0 |
| Ken Crawford | .000 | .000 | 8 | 0 | 0 | 0 | 0 | 0 | 0 | 0 | 0 | 0 | 0 |
| Total | .206 | .306 | 103 | 21 | 1 | 1 | 2 | 11 | 13 | 0 | 1 | 0 | 2 |

| <u>Two or more teams</u> | <u>Avg</u> | <u>OBP</u> | <u>AB</u> | <u>H</u> | <u>2B</u> | <u>3B</u> | <u>HR</u> | <u>RBI</u> | <u>BB</u> | <u>Sac</u> | <u>SF</u> | <u>HB</u> | <u>DP</u> |
|--------------------------|------------|------------|-----------|----------|-----------|-----------|-----------|------------|-----------|------------|-----------|-----------|-----------|
| Art Watson, Bkn-Buff | .292 | .370 | 21 | 7 | 0 | 0 | 0 | 0 | 3 | 0 | 0 | 0 | 0 |
| Larry Pratt, Nwk-KC | .250 | .500 | 4 | 1 | 0 | 0 | 0 | 0 | 2 | 0 | 0 | 0 | 0 |
| Joe Agler, Balt-Buff | .200 | .429 | 5 | 1 | 0 | 0 | 0 | 0 | 2 | 0 | 0 | 0 | 0 |
| Hugh Bradley, 3 tms | .143 | .200 | 14 | 2 | 0 | 0 | 0 | 0 | 1 | 0 | 0 | 0 | 0 |
| Jimmy Walsh, StL-Balt | .143 | .143 | 7 | 1 | 1 | 0 | 0 | 0 | 0 | 0 | 0 | 0 | 0 |
| Tex Westerzil, 4 tms | .125 | .125 | 8 | 1 | 1 | 0 | 0 | 2 | 0 | 0 | 0 | 0 | 0 |
| Ed Gagnier, Buff-Bkn | .000 | .000 | 3 | 0 | 0 | 0 | 0 | 1 | 0 | 0 | 0 | 0 | 0 |
| Benny Meyer, Balt-Buff | .000 | .200 | 4 | 0 | 0 | 0 | 0 | 0 | 1 | 0 | 0 | 0 | 0 |

1915 Federal League Batting Highlights

Notable performances, team

| Date | Team | Opponent | Description |
|---------|------|----------|---|
| Apr 17 | Bkn | Nwk | 23-6 runaway win; 26 hits , 9 runs in fourth inning, 7 runs in seventh inning |
| Apr 18 | Bkn | Balt | 19-4 win, 26 hits for second game in a row, 25 of them singles, 8 runs in fifth inning |
| Apr 23 | Bkn | Buff | Seven runs in first inning in 9-0 win over Blues |
| Apr 27 | Bkn | Balt | 19-3 win, 23 hits ; P Tom Seaton 5-6, 6 RBIs, RF Steve Evans two HR, 4 RBI |
| Apr 28 | Buff | Balt | 21 hits in 13-6 win; scored nine runs in first five innings |
| May 10 | KC | Buff | Pack scored 10 runs (7 hits, 4 BB) in fourth inning of 11-2 win over Buffalo |
| May 17 | Chi | Balt | 18-1 win; 15 runs in first four innings; five HR , three by Dutch Zwilling |
| May 20 | Balt | StL | 10-9 win; Terps overcame 9-1 deficit to win, despite StL 8-run sixth inning |
| May 22 | Balt | Pitt | Terps hit seven doubles in 10-3 win over Rebels; three doubles by Harry Swacina |
| May 29 | Bkn | Buff | Tips reeled off 20 hits to pound Buffs 12-5 |
| May 30 | Bkn | Buff | Tips obliterated Buffalo for second straight game winning 16-1 |
| June 7 | Balt | Bkn | 20 hits, but lost 12-10 in 11 innings |
| July 11 | Bkn | Pitt | Tip-Tops posted 8 runs in fourth inning in 8-6 win over Rebels |
| July 17 | StL | Nwk | Six stolen bases in 5-2 win, four by Ward Miller; Terriers sixth win in a row |
| July 27 | Chi | KC | Whales piled up 21 hits while edging KC 8-7 in 15 innings |
| July 29 | Nwk | Balt | 20 hits in 10-1 win v Terps; 16 singles and four extra base hits |
| Aug 23 | Buff | Pitt | Blues hit three HRs (Jack Dalton, Baldy Louden, Harry Lord) in 8-6 over Rebels |
| Sept 17 | Chi | KC | Whales poured over eight runs in second inning in 11-2 win |

Three home runs in one game

| Date | Batter | Opp | Description |
|--------|---------------------|------|---|
| May 17 | Dutch Zwilling, Chi | Balt | Three 3R home runs, RBI single, 10 RBIs |

Two home runs in one game

| Date | Batter | Opp | Description |
|--------|----------------------|------|--|
| Apr 27 | Steve Evans, Bkn | Balt | Solo HR, 3R HR, both off Frank Smith in 19-3 Tip-Tops win |
| May 3 | George Anderson, Bkn | Pitt | Leadoff HR, solo HR, both off Walt Dickson, but Bkn lost 5-4 in 10 innings |
| May 6 | Dutch Zwilling, Chi | Buff | Two solo shots off Russ Ford in 12-11 slugfest win |
| May 21 | Rollie Zeider, Chi | Buff | 2R HR, solo HR, 3 RBIs, all off Russ Ford in 4-3 win |

Five or more RBI in one game (*pitchers in italics*)

| Date | Batter | Opp | RBI | Description |
|---------|------------------------|------|-----|--|
| Apr 17 | Steve Evans, Bkn | Nwk | 5 | 3R triple, two RBI singles, 3 runs in 23-6 Tips win |
| Apr 17 | Milt Reed, Bkn | Nwk | 6 | 3R HR, 2R single, RBI triple in 23-6 blowout win |
| Apr 27 | <i>Tom Seaton, Bkn</i> | Balt | 5 | 5-6, all singles; one 2R single, three RBI singles |
| Apr 28 | Tom Downey, Buff | Balt | 5 | 4-5, 3R double, 2R double, two singles |
| Apr 29 | Hal Chase, Buff | Balt | 5 | 3R HR, 2R double in 13-1 triumph |
| May 6 | Hal Chase, Buff | Chi | 5 | 3R HR, two RBI singles in tough 12-11 loss to Whales |
| May 17 | Dutch Zwilling, Chi | Balt | 10 | Three 3R home runs, RBI single, four runs in 18-1 blowout |
| May 19 | George Perrin, KC | Bkn | 5 | 5-6, 3R double, two RBI singles, in 10-6, 10-inning win |
| June 1 | Jimmy Smith, Chi | StL | 5 | Two 2R singles, RBI single in 10-3 win |
| July 4 | Al Halt, Bkn | StL | 6 | 3R HR, 2R single, RBI triple in 12-0 blowout win |
| July 5 | Ward Miller, StL | Bkn | 5 | 3R HR, two RBI singles in 9-4 Terrier win over Tips |
| July 7 | Ed Konetchy, Pitt | Buff | 6 | 3R HR to win game in 9 th , 3R double earlier in 12-11 shootout win |
| July 15 | Dutch Zwilling, Chi | Buff | 5 | 2R triple, 2R single, RBi single in 11-2 Chicago win |
| Aug 8 | Mike Mowrey, Pitt | Chi | 5 | 3R double, 2R single in 13-2 rout over Whales |
| Sept 6 | Dutch Zwilling, Chi | Bkn | 5 | Grand slam HR, RBI single in 12-5 pounding of Tips ace Happy Finneran |
| Sept 15 | Benny Kauff, Bkn | Buff | 5 | Bases loaded triple, 2 run single in 8-3 win over Buffed Gene Krapp |

Grand slam home runs (*pitchers in italics*)

| Date | Batter | Opp pitcher |
|--------|------------------------------|---------------------|
| May 10 | <i>George McConnell, Chi</i> | Happy Finneran, Bkn |
| May 10 | Duke Kenworthy, KC | Dan Woodman, Buff |
| May 23 | Duke Kenworthy, KC | Gene Krapp, Buff |
| May 24 | Harry Fritz, Chi | Tom Seaton, Bkn |
| July 9 | Art Wilson, Chi | Bill Bailey, Bkn |
| Aug 12 | Ernie Johnson, StL | Gene Krapp, Buff |
| Sept 6 | Dutch Zwilling, Chi | Happy Finneran, Bkn |

Back-to-back home runs

| Date | Batters | Opp pitcher | Description |
|---------|--------------------------------------|--------------------|---|
| Apr 18 | Dutch Zwilling, Art Wilson, Chi | Frank Allen, Pitt | Both solo HRs, but Chi lost 6-4 |
| May 17 | Dutch Zwilling, Max Flack, Chi | Chief Bender, Balt | Zwilling 3R HR, Flack solo HR in 18-1 Chi win |
| June 16 | Mickey Doolan, Tony Jacklitsch, Balt | Tom Seaton, Bkn | Doolan 3R HR, Jacklitsch solo HR in 9-8 win |

Leadoff home runs

| <u>Date</u> | <u>Batter</u> | <u>Opp</u> | <u>Description</u> |
|-------------|------------------------|------------|--------------------|
| Apr 16 | Jack Tobin, StL | Chi | Claude Hendrix |
| May 31#1 | Jack McCandless, Balt | Nwk | Cy Falkenberg |
| June 8 | Chad Chadbourne, KC | StL | Doc Crandall |
| July 3#2 | Marty Breghammer, Pitt | Balt | Bill Bailey |
| July 20 | Marty Breghammer, Pitt | Balt | Bill Bailey |

Pinch hit home runs

| <u>Date</u> | <u>Batter</u> | <u>Opp pitcher</u> | <u>Description</u> |
|-------------|----------------------|-----------------------|--|
| May 24 | Harvey Russell, Balt | Clint Rogge, Pitt | 2R HR with two-out in 9 th for 3-2 win v Rebels |
| June 20 | Tom Downey, Buff | Jack Quinn, Balt | Solo HR in ninth in 4-3 loss to Baltimore |
| Aug 25 | Ed Lennox, Pitt | Russ Ford, Buff | Solo HR in 8-7, 14-inning loss to Buffeds |
| Aug 16 | Guy Zinn, Balt | Doc Crandall, StL | 2HR HR in 8-2 Terrapin loss to Terriers - |
| Aug 17 | Lee Magee, Bkn | Charlie Blackburn, KC | 2R HR in top of ninth to beat KC |

Five or more hits in one game (*pitchers in italics*)

| <u>Date</u> | <u>Batter</u> | <u>Opp</u> | <u>Description</u> |
|-------------|------------------------|------------|--|
| Apr 17 | Claude Cooper, Bkn | Nwk | 5-6, 2R HR, four singles, 4 RBI in 23-6 blowout win |
| Apr 22 | Jimmy Esmond, Nwk | Balt | 5-5, five singles, 3 RBI, 2 runs, SB to spark 13-7 Pepper win |
| Apr 27 | <i>Tom Seaton, Bkn</i> | Balt | 5-6, five singles, 5 RBIs in 19-3 pounding of Terps |
| May 9 | Benny Kauff, Bkn | Chi | 5-5, solo HR, RBI double, three singles, 4 RBIs, 4 runs, BB, 2 SB in 15-3 win |
| May 17 | Johnny Farrell, Chi | Bal | 5-6, five singles, two runs in 18-1 rout |
| May 19 | George Perring, KC | Bkn | 5-6, 3R double, four singles, 5 RBI in 10-6, 10-inning win |
| June 7 | Steve Evans, Bkn | Balt | 5-6, 2R double, four singles, 4 RBIs, two runs in 12-10, 11-inning win |
| July 5 | Bill Kenworthy, KC | Balt | 5-5, five singles, 3 RBIs, 2 runs in 10-0 KC triumph |
| July 20 | Marty Breghammer, Pitt | Balt | 5-6, leadoff HR off Bailey (second time in two weeks), four singles in 9-4 win |
| July 26 | William Fischer, Chi | KC | 5-6, triple, double, three singles, 3 runs, RBI in 13-4 win over KC |
| Aug 20 | Max Flack, Chi | Bkn | 5-5, five singles, 2 runs in 9-1 Chicago win |
| Aug 26 | Claude Cooper, Bkn | StL | 5-5, triple, four singles, 2 RBIs, 2 runs, SB in 9-3 win over Terriers |
| Aug 28 | Art Wilson, Chi | Balt | 5-5, Solo HR, four singles, 3 RBIs, SB in 6-1 win vs Rankin Johnson, Terps |

Notable individual batter performances (*pitchers noted in italics*)

| <u>Date</u> | <u>Batter</u> | <u>Opp</u> | <u>Description</u> |
|-------------|----------------------------|------------|---|
| Apr 15 | Al Scheer, Nwk | Nwk | 4-5, 2b, three singles, 2 runs, 2 RBI in 12-4 victory |
| Apr 19 | Vern Duncan, Balt | Bkn | 4-5, 2 runs, RBI single in 5-3 Terp win |
| Apr 22 | George Andeson, Bkn | Buff | 4-5, two doubles, 2 RBI in 5-4, 10-inning loss to Blues |
| Apr 22 | Otto Knabe, Buff | Nwk | 4=5, 2b, 3b, SF, RBI, run in 13-7 loss |
| Apr 23 | Mickey Doolan, Balt | Nwk | 4-5, four singles, run, RBI in 7-6, 10-inning win over Pepper |
| Apr 24 | Germany Schaefer, Nwk | Balt | 4-4, four singles in 10-3 loss to Terrapins |
| Apr 24 | Clyde Engle, Buff | Bkn | 4-5, four singles, RBI, SB in 4-3, 10-inning win over Tip-Tops |
| Apr 25 | Jimmy Esmond, Nwk | Buff | 4-5, 2b, three singles, 3 runs, 2 RBIs in 11-4 win |
| Apr 25 | William Fischer, Chi | Pitt | 4-6, solo HR, RBI triple, 2R single, 4 RBIs |
| Apr 25 | Charlie Hanford, Chi | Balt | 4-6, 3R triple, three singles in 11-2 win |
| Apr 27 | Enos Kirkpatrick, Balt | Bkn | 4-5, 2b, three singles, run in 19-3 loss to Tips |
| Apr 27 | Al Halt, Bkn | Balt | 4-5, solo HR, three singles, 4 RBI in 19-3 win over Terps |
| Apr 28 | Jack Dalton, Buff | Balt | 4-5, RBI double, 2R single, 3 RBI in 13-6 romp over Balt |
| Apr 28 | Tom Downey, Buff | Balt | 4-5, 5 RBI, 3R double, 2R double, two singles, BB in walkover win |
| Apr 29 | Claude Cooper, Bkn | Nwk | Four stolen bases , game-winning run in 10 th in 2-1 win |
| Apr 30 | Vern Duncan, Balt | Buff | 4-4, four singles, ru, RBI in 5-2 win over Buffeds |
| May 3 | Steve Yerkes, Pitt | Bkn | 4-5, four singles, run, SB in 5-4, 10-inning win over Tips |
| May 3 | George Anderson, Bkn | Pitt | 4-5, leadoff HR, solo HR (2 HRs) in 5-4m, 10-inning loss to Brooklyn |
| May 3 | Charlie Deal, StL | Buff | 3-3, five stolen bases , run, RBI BB drove in GW run in 3-2 win v. Blues |
| May 9 | Al Halt, Bkn | Chi | 4-5, four singles, RBI run, 2 SB in 15-3 loss to Tips |
| May 13 | Grover Hartley, StL | Bkn | 4-4, two doubles, two singles, 2 RBIs, run in 8-1 win |
| May 17 | <i>Mordecai Brown, Chi</i> | Balt | 4-5, four singles, 3 runs, RBI in 18-1 win over Terps |
| May 19 | Germany Schaefer, Nwk | Pitt | 4-5, four singles, RBI in 7-0 shutout |
| May 20 | Harry Swacina, Balt | StL | 4-5, 3 RBI, inc. GW RBI 2b in ninth for 10-9 come from behind win |
| May 20 | Claude Cooper, Bkn | KC | 4-4, RBI triple, three singles, 4 RBIs in 9-7 loss to Packers |
| May 20 | Bill McKechnie, Nwk | Pitt | 4-5, four singles, GWRBI in 11 th for 5-4 win |
| May 21 | Ward Miller, StL | Balt | 3-5, four stolen bases , 3 runs, 2 RBIs in 9-3 win |
| May 22 | Benny Kauff, Bkn | Chi | 4-6, two triples, 3 RBIs in 7-6 loss to Whales |
| May 22 | Al Halt, Bkn | Chi | 4-5, triple, double, two singles, run, SB in 7-6 loss to Chicago |
| May 22 | William Fischer, Chi | Bkn | 4-5, four singles, 2 RBIs in 7-6 win over Pepper |
| May 26 | George Stovall, KC | Balt | 4-5, four singles, 4 RBI inc. two GWRBI in 10 th in 8-5 win |
| May 29 | Al Halt, Bkn | Buff | 4-5, 3R double, three singles, 4 RBIs in 12-6 win |
| May 30 | Johnny Rawlings, KC | Chi | 4-5, four singles, run in 5-4 loss to Chicago |
| May 31#1 | Charlie Deal, StL | Pitt | 4-4, 2R HR, three singles in 4-1 win |
| June 1 | Max Flack, Chi | StL | 4-6, two triples, two singles, 3 runs in 10-3 win |

Notable individual batter performances (pitchers noted in italics)

| | | | |
|----------|------------------------|------|---|
| June 5 | Hap Myers, Bkn | Balt | 4-5, RBI, run in 8-2 win |
| June 6 | Jack McCandless, Balt | Bkn | 4-6, four singles, run, RBI in 15-11 loss to Tip-Tops |
| June 7 | Lee Magee, Bkn | Balt | 4-5, triple, double, two singles, 3 runs, RBI, HBP, SB in 12-10, 11-inning win |
| June 11 | Clyde Engle, Buff | Bkn | 4-5, four singles, 2 RBIs, SB, 2 runs in 8-6 win over Tips |
| June 11 | Edd Rousch, Nwk | Balt | 4-5, RBI double, three singles in 7-4 win |
| June 12 | Marty Breghammer, Pitt | StL | 4-5, four singles, 2 runs, 2 SB in 10-2 Rebels win |
| June 15 | Steve Evans, Bkn | Balt | 4-5, four singles, 2 RBIs, SB, 2 run in 9-7 Tips victory |
| June 14 | Edd Rousch, Nwk | Buff | 4-5, 2R triple, 3 singles, 3 RBIs in 11-3 walkover |
| June 14 | Bill McKechnie, Nwk | Buff | 4-5, 2b, three singles in 11-3 rout |
| June 14 | Bobby Vaughn, StL | KC | 4-5, RBI triple, three singles, 2 RBIs, run, SB in 7-3 win v KC |
| June 19 | Bill Rariden, Nwk | Bkn | 4-5, 2R double, three singles, 3 RBIs total in 13-3 win over Tip-Tops |
| June 25 | Germany Schaefer, Nwk | KC | 4-4, four singles, RBI, but Newark lost 3-2 |
| June 27 | Jack Tobin, StL | Balt | 4-5, leadoff triple, three singles, RBI and run in 8-5 win |
| June 28 | Otto Knabe, Balt | StL | 4-5, four singles, two runs in 3-0 shutout by George Suggs |
| June 30 | Steve Evans, Balt | StL | 4-4, four singles, RBI, run, HBP in 10-5 loss to Terriers |
| July 3#2 | Vin Campbell, Nwk | StL | 4-5, 2b, three singles, 2 runs in 5-3 Pepper victory |
| July 9 | Art Wilson, Chi | Balt | 4-5, Grand Slam HR, three singles in 9-8, 12-inning win |
| July 9 | Charlie Hanford, Chi | Balt | 4-6, RBI triple in 12 th to lift Whales to 9-8 win, plus three singles |
| July 10 | Jack McCandless, Balt | Chi | 4-6, 2R HR, RBI triple, RBI single for 4 RBIs in 13-4 Terp win |
| July 12 | Babe Borton, StL | Buff | 4-5, RBI triple, 2b, two singles to lead Terriers to 8-3 win |
| July 13 | Ted Easterly, KC | Bkn | 4-5 two RBI doubles, two singles, run in 4-3, 10-inning Packer win |
| July 15 | Babe Borton, StL | Balt | 4-5, 2R JR, three singles, 4 RBIs to life StL to 5-3 triumph |
| July 15 | Harry Fritz, Chi | Buff | 4-5, 2R HR, double, RBI single, HBP, 3 runs to spark 11-2 Whales victory |
| July 16 | Vin Campbell, Nwk | Pitt | 4-4, four singles, RBI, run in 3-2 win |
| July 17 | Hugh Bradley, Bkn | Chi | 4-4, four singles, 3 RBI, SB in 8-6 Brooklyn win |
| July 17 | Ward Miller, StL | Nwk | Four stolen bases, 2 runs in 5-2 win over Pepper |
| July 22 | Ed Konetchy, Pitt | Buff | 4-6, two doubles, two singles, 3 runs, 3 RBIs in 9-8, 13-inning win |
| July 22 | Harry Lord, Buff | Pitt | 4-6, four singles, 2 runs, 2 RBIs in 13-inning 9-8 loss to Plttsburgh |
| July 26 | Claude Cooper, Bkn | Buff | Four stolen bases, two runs BB, HBP in 7-5 loss to Buffeds |
| July 27 | Harry Swacina, Balt | Nwk | 4-5, four singles, 2 RBIs, run, SB in tough 5-4, 10-inning win v Newark |
| July 29 | Vin Campbell, Nwk | Balt | 4-5, 2b, three singles, 3 runs, RBI in 10-1 cakewalk over Terps |
| Aug 2 | Benny Meyer, Buff | Balt | 4-5, four singles, 2 RBIs, run in 6-4 win over Terrapins |
| Aug 3 | Bill McKechnie, Nwk | Bkn | 4-5, four singles, run, HBP, SB in 7-6, 10-inning win over Tip-Tops |
| Aug 8 | Guy Zinn, Balt | Bkn | 4-5, RBI double, three singles, 2 RBIs in 7-6, 10-inning loss to Brooklyn |
| Aug 10 | Bill McKechnie, Nwk | KC | 4-6, 2R triple, RBI single, 2 eruns in 9-0 whitewash of KC |
| Aug 15 | Art Kores, StL | Balt | 4-5, triple, two doubles, single, RBI, run in 8-7, 10-inning loss to Terps |
| Aug 17 | Bill Kenworthy, KC | Bkn | 4-5, four singles, 3 runs, 2 SB in 7-5 loss to Tip-Tops |
| Aug 21 | Al Halt, Bkn | StL | 4-5, 2b, three singles, RBI, 2 runs in 9-8 loss to Terriers |
| Aug 24 | Chad Chadbourne, KC | Blt | 4-5, four singles 2 runs in 5-0 KC win |
| Aug 26 | Hap Myers, Bkn | StL | 4-4, four singles, 2 RBI, SF in 9-3 win over St. Louis |
| Sept 1 | Max Flack, Chi | Buff | 4-5, Four singles, 2 runs in 8-5 win over Blues |
| Sept 2 | Ward Miller, StL | Balt | 4-4, four singles, BB, 2 runs, 2 SB in 4-3 loss to George Suggs |
| Sept 3#2 | Jack McCandless, Balt | StL | 4-4, solo HR, three singles, 2 RBIs to lead Terps to 4-3 win |
| Sept 4 | Rebel Oakes, Pitt | Balt | 4-5, four singles in 6-3 win over Terrapins |
| Sept 6 | Jimmy Smith, Balt | Pitt | 4-5, two doubles, 2 singles, run in 10-6 loss to Rebels Clint Roge |
| Sept 6 | Rollie Zeider, Chi | Bkn | 4-5, 2b, three singles, BB, 2 runs in 12-5 win |
| Sept 7 | Max Flack, Chi | Bkn | 4-5, double, three singles, 3 RBIs in 5-2 win over Tips |
| Sept 7 | Art Wilson, Chi | Bkn | 4-5, double, three singles, RBI in 5-2 victory over Bkn |
| Sept 10 | Harry Lord, Buff | Pitt | 4-4, two doubles, two singles, run, SB, in 4-3 win over Pitt |
| Sept 10 | Steve Evans, Balt | KC | 4-4, four singles, 2 RBIs in 3-0 shutout by George LeClair |
| Sept 15 | Ted Reed, Nwk | Balt | 4-5, four singles in 5-3 win over last place Terps |
| Sept 15 | Mary Breghammer, Pitt | StL | 4-5, four singles, 2 runs in 5-3 win over Terriers Doc Watson |
| Sept 16 | Frank LaPorte, Nwk | Chi | 4-5, RBI triple, three singles, 2 RBIs in 5-4 loss to Chi's George McConnell |
| Sept 17 | Harry Lord, Buff | Bkn | 4-5, four singles, run in 7-3 win over Brooklyn |
| Sept 17 | Cy Rheam, Pitt | StL | 4-5, four singles, 2 runs, SB to beat Terriers Eddie Plank 7-4 |
| Sept 23 | Les Mann, Chi | StL | 4-4, , two triples, two singles, BB, 3 runs in 11-6 win over Dave Davenport |

Steals of home

| <u>Date</u> | <u>Runner</u> | <u>Opp</u> | <u>Description</u> |
|-------------|--------------------|------------|--|
| June 20 | Ernie Johnson, StL | Chi | Stole home after botched sac attempt by Dave Davenport; 2-0 StL win |
| June 28 | Harry Lord, Buff | Chi | Stole home after botched sac attempt by Tex McDonald in 3-0 Buffed win |
| Sept 10 | Hal Chase, Buff | Pitt | Stole home after Engle missed sac attempt in 4-3 Buffalo win |

Notable pitcher batting performances**Home runs** (*pitchers in italics*)

| <u>Date</u> | <u>Batter</u> | <u>Opp pitcher</u> | <u>Notes</u> |
|-------------|-----------------------|----------------------|--|
| May 5 | Chief Bender, Balt | Ernie Herbert, StL | Solo HR; also hit double in 9-8 loss to Terriers |
| May 10 | George McConnell, Chi | Happy Finneran, Bkn | Grand slam HR lifted Chicago to 5-4 win over Bkn |
| Apr 27 | Claude Hendrix, Chi | Walt Dickson, Pitt | Solo HR, 3-3, BB in 6-5 win |
| May 12 | Claude Hendrix, Chi | Cy Falkenberg, Nwk | 2R HR, part of 3-3 day in 9-5 win over Pepper |
| June 5 | Claude Hendrix, Chi | Bunny Hearn, Pitt | 3R HR in 8-2 win over Rebels |
| June 14 | Claude Hendrix, Chi | Clint Rogge, Pitt | 3R HR and RBI triple in 7-4 win v Pitt |
| July 10 | Claude Hendrix, Chi | Rankin Johnson, Balt | 3R HR in 13-6 loss to Terrapins |
| Aug 12 | Claude Hendrix, Chi | Chief Bender, Balt | 2R HR, 2-4 with 2 RBIs in 7-2 win over Baltimore |
| Sept 23 | Chief Johnson, KC | Frank Allen, Pitt | Solo HR in 8-3 victory, Johnson's 15 th win of season |

Notable pitcher batting performances

| <u>Date</u> | <u>Batter</u> | <u>Opp</u> | <u>Description</u> |
|-------------|------------------------|------------|---|
| Apr 18 | Jim Bluejacket, Bkn | Balt | 3-6, 2 RBIs, 2 runs in 19-4 rout of Terps |
| Apt 27 | Claude Hendrix, Chi | Pitt | 3-3, HR, BB in 6-5 win over Rebels |
| Apr 28 | Gene Packard, KC | Pitt | 3-3, BB, RBI in 3-2 loss to Pittsburgh |
| May 12 | Claude Hendrix, Chi | Nwk | 3-3, 2R HR, double in 9-5 win v Newark |
| May 17 | Mordecai Brown, Chi | Balt | 4-5, four singles, 3 runs, RBI in 18-1 win over Terps |
| May 19 | George McConnell, Chi | Buff | 3-4, 3R double in 10-0 four-hit win over Buffeds |
| May 22 | Alex Main, KC | Buff | 3-4, 2 RBIs, 2 runs to help beat Buffalo 8-2 |
| May 30 | Tom Seaton, Bkn | Buff | 4-6, double, three singles, 2 runs, RBI in 16-1 blowout win |
| June 10 | Earl Moseley, Nwk | Balt | 3-4, 2 RBIs, run in 8-5, 11-inning win v Baltimore |
| June 14 | Claude Hendrix, Chi | Pitt | 3R HR and RBI triple for 4 RBIs in 7-4 win v Pitt |
| June 18 | Russ Ford, Buff | Bal | 3-4, 2b, two singles, run in 6-1 win over Terrapins |
| June 30 | Fred Anderson, Buff | Chi | Three sacrifices in 11-inning 4-3 win over Whales |
| Aug 23 | Mysterious Walker, Bkn | StL | 3-3, 3 runs, run in wild 9-8 loss to St. Louis |
| Aug 25 | Earl Mosely, Nwk | KC | 3-4, 2 runs in 8-1 win, ended Nick Cullopp 6-game win streak |
| Sept 6 | Claude Hendrix, Chi | Bkn | 3-4, triple, double, single, 2 RBIs, 2 runs to notch sixth straight win |
| Sept 18 | Chief Johnson, KC | StL | Two stolen bases in 3-2, 13-inning loss to Terrier ace Dave Davenport |

1914 Federal League Batting Notes

Chicago CF Dutch Zwilling

CF Dutch Zwilling had outstanding season; edged Evans for MVP honors

Chicago CF Dutch Zwilling was the Whales offensive leader and, throughout the season, delivered in key moments for Chicago, earning him the 1915 Fed MVP award for 1915.

One of the few legitimate power hitters in the league, Zwilling led the league in RBIs (106) and tied with Buffalo's Hal Chase for the league title in home runs (21) and doubles (38). For the season, he hit .290 with an OBP of .358, stealing 19 bases and walking 74 times.

Zwilling had two extended hitting streaks during the latter part of the season, both instrumental in enabling the Whales to catch and pass Newark down the stretch. From Aug. 4-16, Zwilling hit .438 in a 12-game streak. In September, when the Whales needed his bat the most, Zwilling had a 10-game hit streak during which he hit .341 with five HRs and 13 RBIs and went 8-16 as the Whales swept Newark in a four-game series on the road to pull four games ahead in mid-September.

Zwilling's only weakness was his defensive play. He committed 15 errors and baserunners were able to take advantage of his weak throwing arm

Season Steve Evans leads Federal League batters from mid-June through end of season

OF Steve Evans was at or near the batting title league throughout the entire 1915 replay. During the first two months of the season, St. Louis 3b Charlie Deal was the batting leader but, after Deal was disabled in late June, Evans moved to the top of the batting leaderboard and never looked back.

At the end of June, Evans led the league with a gaudy .387 batting average with Deal in second place at .367 and Brooklyn's Benny Kauff third at .351.

Kauff narrowed the cap to .350 v Evans .353 at the end of July, at which time Deal, who was de-activated because of illness, was no longer a factor in the batting race. By the end of August, Evans pulled well out in front of Kauff, .347-.327, and the spread remained about the same by season's end, with Evans hitting .351 to Kauff's .323.

| Steve Evans | | Benny Kauff | |
|-------------|------|-------------|------|
| Date | BA | Date | BA |
| Apr 30 | .366 | Apr 30 | .392 |
| May 31 | .343 | May 31 | .351 |
| June 30 | .387 | June 30 | .336 |
| July 31 | .353 | July 31 | .350 |
| Aug 31 | .347 | Aug 31 | .327 |
| Sept 26 | .351 | Sept 26 | .323 |

Team batting notes

Brooklyn went on scoring rampage in April

Brooklyn's offense looked like world-beaters during April, outscoring their opponents 104-46 for the month, while going 10-8.

The Tips exploded for 42 runs in two games on April 17-18. At Newark, on April 17, Brooklyn scored nine runs in the fourth inning and seven more in the seventh, while piling up 26 hits in a **23-6 runaway**. The Tips were led SS Milt Reed (6 RBI, including a 2R HR), RF **Steve Evans** (5 RBI) and 1b **Claude Cooper** (5-6, 4 RBI, including a 2R HR). The next day, the Tip-Tops again totaled 26 hits while **bludgeoning Baltimore 19-4**, scoring eight runs in the fifth inning. Seven Tip-Top batters had three hits in the game, but only two of the 26 hits were for extra bases.

Less than a week later, on April 23, Brooklyn **scored seven runs in the first inning**, including a bases-loaded triple by Al Halt, as they **buried Buffalo 9-0**, behind **Happy Finneran**, who threw a three-hitter. On April 27, they again scored 19 runs as they **slammed Baltimore 19-3**, with P **Tom Seaton** going 5-6 with 6 RBIs and Steve Evans hitting two HRs with four RBIs.

Kansas City's erratic offense totaled 21 LOB in pair of early season losses to St. Louis. The Packers were adept at getting men on base in back-to-back losses at St. Louis on Apr 19-20, but only scored five runs while losing 11-2 and 4-3. KC left 10 men on base in the 11-2 defeat and the next day left 10 on base, including the bases loaded in the ninth inning, while losing 4-3 on April 20.

Baltimore overcomes 9-1 deficit for win over Terriers. On May 20, with the game tied 1-1 in the sixth, St. Louis jumped on Baltimore's Jack Quinn for eight runs to pull ahead 9-1. The Terps rebounded, however, for six runs in the bottom of the inning against St. Louis starter Bob Groom and went on to score three more runs in the final two innings for a stirring 10-9 come-from-behind victory over the Terriers.

Brooklyn and Baltimore slugged it out in four-game series in June. Brooklyn's hard-hitting offense again staged another impressive performance as they swept a four-game series over Baltimore June 5-7. **The Tips hit .357** in the four games, scoring 38 runs with newly acquired **Steve Evans** going 10-16, .625 with 8 RBIs and **Lee Magee** going 11-21. The series sweep, however was not a runaway. **Baltimore hit .319** in the four games and scored 25 runs.

Chicago pushed over five runs in the ninth inning for a 7-5 come-from-behind win against Newark on July 7. A walkoff two-run HR by **Max Flack** with two-out in the bottom of the ninth, off Pepper reliever Chick Brandom, was the game winner.

Chicago blew a 7-1 lead in the ninth inning when Kansas City scored six times to tie the game. The Whales, who accumulated **21 hits** in the game, finally **outlasted the Packers 8-7 in 15 innings**.

Individual batting notes

Chicago's Claude Hendrix excelled at the plate and on the mound.

Whales righthander **Claude Hendrix** enjoyed a terrific year both pitching and batting. His six home runs left him just outside the Top Ten home run hitters in the league.

Baserunning exploits: On April 17, Pittsburgh 2b **Steve Yerkes** scored from first on a base hit by Jim Kelly in first inning of a 5-4 Rebels win over KC. LF **Guy Zinn** scored from first on a single by Steve Evans on July 21 as Terp ace Jack Quinn blanked the KC Packer 7-0. The next day, July 22, Brooklyn 2b duplicated the feat, scoring from first on single by Claude Cooper as the Tip-Tops lost to St. Louis 6-4.

Brooklyn's **George Anderson** was 8-14, .571 with 4R and 4 RBIs against Buffalo Apr 22-24, but the Tip-Tips two two of three.

Baltimore LF **Guy Zinn** was 7-12, .583, 4 RBI and 3 BB as the Terps beat Newark two of three Apr 22-24.

Newark's All-Star SS **Jimmy Esmond** was 8-13, .615 with 7 runs and 4 RBIs as Newark swept Buffalo Apr 25-27.

Walk-off stunner. Chicago RF **Charlie Hanford** hit a 3R home run with two out in the bottom of the ninth to beat Baltimore's Frank Smith 5-3 on May 1.

Chicago's **Dutch Zwilling** drove in 15 runs in four game span May 17-20. Against Baltimore, May 16-17 Zwilling was 7-11 and amassed 10 RBIs in the second game of the series, hitting three 3R HRs and an RBI single. Zwilling added two more RBIs on May 19 as Chicago throttled Buffalo 10-0 and drove in yet another run with a SF on May 20, as the Whales lost a 6-2 decision to the Buffeds.

KC 3b **George Perring** was 9-14, .643 with six RBIs as Kansas City took two of three against Brooklyn May 19-21. In the same series, Brooklyn's **Claude Cooper** was 8-12 .667 with 5 RBIs, two doubles and a triple.

Baltimore's **Harvey Russell** beat Pittsburgh 3-2 on May 24 with a walk-off stunner. With two outs in the bottom of the ninth, Russell hit a pinch-hit two-run HR off Rebel starter Clint Rogge to lift the Terps to an dramatic come-from-behind win.

Whales C **William Fischer**, who filled in during an extended injury period for C Art Wilson, went 9-14, .642 with six RBIs, to lead Chicago to two wins in three games at Brooklyn May 22-24.

Babe Borton's hot streak. Terriers 1b Babe Borton put together an amazing batting from July 9-17 that led St. Louis to eight wins in nine-games. **Over the nine-game span, Borton was 23-38, .605** with a pair of doubles, a triple and home run, six RBIs and four BB. On July 12, Terriers 1b Babe Borton went 4-5 with an RBI triple and a double to lift the Terriers to an 8-3 win over Buffalo. He then went 11-15, .733 to lead St. Louis to a four-game sweep over Baltimore July 13-15, driving in five runs, walking four times and homering in the series.

Pittsburgh 1b **Ed Konetchy** went 9-20, .450 with five RBIs to lead the Rebels to three wins in four games over Buffalo July 21-24. Konetchy was 4-6 with two doubles and 3 RBIs in a 9-8, 13-inning win on July 22 and homered in a 3-1 win on July 24.


Pittsburgh 2b **Steve Yerkes** was the only bright spot in the Rebels lineup as the Stogies were swept by KC Aug 1-4. Yerkes was 7-15, .467 with 3 RBIs.

Terrapin OFs **Vern Duncan** and **Steve Evans** had a solid series as Baltimore split a four-game set with Buffalo Aug 1-4. Duncan was 8-15, .533, with a double and HR in the series and Evans was 6-10 with 4 RBIs.

Brooklyn 1b **Hap Myers** was 9-18, .500 as the Tip-Tops swept Baltimore Aug 5-8. Myers drove in the winning run in the finale of the series, singling home Benny Kauff in the bottom of the 10th in a 7-6 win.

Dutch Zwilling, Art Wilson led Whales to key four-game September sweep over Newark. With Chicago and Newark tied for the lead on September 7, they Whales went into Newark, where they swept the Pepper to pull four games into the FL lead. Zwilling was 8-16, .500 with two home runs and Wilson was 8-15, .533 with four RBIs in the four wins. The Pepper never recovered from the sweep.

Newark 2b **Frank LaPorte**, who had been one of the Pepper's most reliable players in 1915, finished the season in miserable fashion. With Newark just behind Chicago and needing to win to catch back up to the Whales, LaPorte went 4-31, .129, with two RBIs, in the team's final eight games.



Pittsburgh's **Jim Kelly** was declared out for using an illegal bat in the Rebels 4-1 win over Newark in second game of their Sept 3 Labor Day doubleheader vs. the Pepper.



Pitt 2b **Steve Yerkes** was involved in one of the replay's more unusual occurrences. On June 7, in a 7-4 loss to Chicago, Yerkes juggled the ball while covering first base, allowing Whales 2b Johnny Farrell reach base, while allowing a run to score. **While Yerkes argued the call with the umpire Farrell took off and circled the bases and scored.**

Hitting streaks

| Dates | Player, Team | G | Avg | OBP | AB | R | H | 2b | 3b | HR | RBI | BB | K | SB-CS | Sac | SF | HBP | DP |
|---------------|---------------------|----|------|------|----|----|----|----|----|----|-----|----|---|-------|-----|----|-----|----|
| Apr 11-28 | Al Scheer, Nwk | 16 | .350 | .397 | 60 | 11 | 21 | 7 | 1 | 0 | 16 | 4 | 4 | 2-1 | 0 | 2 | 2 | 2 |
| Jul 21-Aug 8 | Edd Roush, Nwk | 16 | .367 | .441 | 60 | 13 | 22 | 3 | 1 | 0 | 10 | 8 | 1 | 3-2 | 0 | 0 | 0 | 0 |
| Jun 13-Jul 8 | Benny Kauff, Bkn | 15 | .390 | .471 | 59 | 14 | 23 | 4 | 0 | 0 | 6 | 9 | 8 | 7-2 | 0 | 0 | 0 | 2 |
| Aug 5-Spt 3#2 | Tex Witsterzil | 15 | .424 | .470 | 59 | 10 | 25 | 3 | 2 | 0 | 6 | 6 | 4 | 3-1 | 0 | 1 | 0 | 2 |
| Apr 11-25 | Bill Kenworthy, KC | 13 | .327 | .333 | 52 | 4 | 17 | 8 | 0 | 0 | 4 | 1 | 5 | 1-1 | 0 | 1 | 0 | 1 |
| Apr 27-May 14 | Vin Campbell, Nwk | 13 | .344 | .344 | 61 | 5 | 21 | 2 | 1 | 0 | 8 | 0 | 2 | 3-0 | 1 | 0 | 0 | 1 |
| May 14-29 | Drmnd Brown, KC | 13 | .346 | .370 | 52 | 11 | 18 | 3 | 1 | 1 | 4 | 1 | 6 | 0-0 | 0 | 0 | 0 | 1 |
| May 18-31#1 | George Perring, KC | 13 | .386 | .429 | 57 | 5 | 22 | 4 | 0 | 0 | 12 | 5 | 3 | 1-1 | 1 | 1 | 0 | 1 |
| Jun 26-Jul 8 | Claude Cooper, Bkn | 13 | .360 | .435 | 53 | 10 | 18 | 2 | 0 | 1 | 3 | 6 | 5 | 2-2 | 0 | 0 | 0 | 1 |
| Aug 29-Spt 11 | Jim Kelly, Pitt | 13 | .382 | .404 | 55 | 8 | 21 | 3 | 3 | 1 | 12 | 2 | 2 | 1-1 | 0 | 0 | 0 | 0 |
| Spt 10-25 | Ed Konetchy, Pitt | 13 | .412 | .455 | 51 | 11 | 21 | 4 | 0 | 2 | 12 | 4 | 4 | 0-1 | 0 | 2 | 0 | 0 |
| Spt 11-26 | Ward Miller, StL | 13 | .352 | .410 | 54 | 9 | 19 | 1 | 2 | 1 | 6 | 6 | 4 | 5-0 | 0 | 0 | 0 | 0 |
| Apr 13-26 | Guy Zinn, Balt | 12 | .362 | .455 | 47 | 6 | 17 | 7 | 0 | 2 | 13 | 8 | 4 | 0-0 | 0 | 0 | 0 | 1 |
| Apr 27-May 9 | George Stovall, KC | 12 | .365 | .377 | 52 | 7 | 19 | 2 | 2 | 1 | 10 | 0 | 4 | 0-1 | 0 | 1 | 0 | 2 |
| May 2-16 | Charlie Deal, StL | 12 | .476 | .500 | 42 | 11 | 20 | 5 | 0 | 1 | 7 | 2 | 3 | 6-1 | 0 | 1 | 0 | 0 |
| May 19-31#1 | Grover Gilmore, KC | 12 | .318 | .367 | 44 | 8 | 14 | 2 | 0 | 1 | 6 | 4 | 8 | 3-1 | 2 | 0 | 1 | 0 |
| Jun 7-19 | Guy Zinn, Balt | 12 | .420 | .444 | 50 | 7 | 21 | 2 | 0 | 0 | 4 | 3 | 1 | 0-0 | 0 | 1 | 0 | 1 |
| Aug 4-16 | Dutch Zwilling, Chi | 12 | .438 | .491 | 48 | 12 | 21 | 2 | 4 | 0 | 6 | 5 | 3 | 0-0 | 1 | 0 | 0 | 0 |
| Apr 17-28 | Grover Gilmore, KC | 11 | .383 | .408 | 47 | 6 | 18 | 6 | 0 | 0 | 9 | 1 | 1 | 4-1 | 0 | 1 | 0 | 2 |
| June 10-20 | Bill McKechnie, Nwk | 11 | .435 | .449 | 46 | 10 | 20 | 5 | 1 | 2 | 9 | 2 | 2 | 0-2 | 2 | 1 | 0 | 0 |
| Apr 20-30 | Clyde Engle, Buff | 10 | .409 | .422 | 44 | 5 | 18 | 0 | 0 | 1 | 6 | 0 | 2 | 0-0 | 0 | 0 | 1 | 0 |
| Apr 25-May 6 | Al Bridwell, StL | 10 | .326 | .340 | 46 | 7 | 15 | 1 | 1 | 1 | 6 | 8 | 2 | 7-0 | 1 | 1 | 0 | 1 |
| May 5-16 | Jack Tobin, StL | 10 | .317 | .364 | 41 | 5 | 13 | 1 | 2 | 1 | 3 | 2 | 1 | 0-1 | 0 | 0 | 0 | 1 |
| May 6-21 | Max Flack, Chi | 10 | .356 | .383 | 45 | 5 | 16 | 1 | 0 | 1 | 7 | 2 | 3 | 2-3 | 0 | 0 | 0 | 0 |
| May 10-24 | Harry Fritz, Chi | 10 | .419 | .457 | 43 | 11 | 18 | 3 | 0 | 3 | 12 | 3 | 5 | 0-1 | 0 | 0 | 0 | 0 |
| May 25-Jun 3 | Claude Cooper, Bkn | 10 | .375 | .490 | 40 | 12 | 15 | 8 | 0 | 1 | 3 | 9 | 4 | 0-0 | 0 | 0 | 0 | 1 |
| Jul 3#2-13 | Vern Duncan, Balt | 10 | .400 | .478 | 40 | 8 | 16 | 3 | 0 | 0 | 6 | 5 | 2 | 1-0 | 0 | 0 | 0 | 1 |
| July 7-14 | Ed Konetchy, Pitt | 10 | .395 | .409 | 43 | 5 | 17 | 6 | 2 | 2 | 15 | 1 | 4 | 0-2 | 0 | 0 | 0 | 0 |
| Jul 12-21 | Steve Evans, Balt | 10 | .462 | .475 | 39 | 4 | 18 | 5 | 2 | 0 | 8 | 0 | 5 | 0-0 | 0 | 0 | 1 | 2 |
| Jul 7-18 | Jim Kelly, Pitt | 11 | .381 | .426 | 42 | 5 | 16 | 1 | 1 | 0 | 4 | 4 | 2 | 2-1 | 0 | 1 | 0 | 0 |
| Jul 27-Aug 4 | Pep Goodwin, KC | 10 | .419 | .480 | 43 | 9 | 18 | 2 | 0 | 1 | 4 | 6 | 2 | 1-2 | 0 | 0 | 0 | 1 |
| Jul 29-Aug 5 | Steve Yerkes, Pitt | 11 | .422 | .426 | 45 | 3 | 19 | 4 | 0 | 0 | 12 | 1 | 2 | 3-0 | 2 | 0 | 0 | 0 |
| Aug 28-Spt6 | Al Wickland, Pitt | 11 | .404 | .451 | 47 | 9 | 19 | 0 | 2 | 0 | 9 | 4 | 4 | 0-1 | 0 | 1 | 0 | 2 |
| Spt 4-15 | Dutch Zwilling, Chi | 10 | .341 | .434 | 44 | 8 | 15 | 3 | 0 | 5 | 13 | 8 | 6 | 0-2 | 0 | 1 | 0 | 1 |

1914 Federal League Pitching Highlights

No hit games

| <u>Date</u> | <u>Pitcher</u> | <u>Opponent</u> | <u>Score</u> | <u>Description</u> |
|-------------|------------------------|-----------------|--------------|---|
| May 26 | Earl Mosely, Nwk | Chi | | |
| June 16 | George Kaiserling, Nwk | Buff | 1-0 | 3 K's, one BB; 15 ground ball outs, beat Hugh Bedient five-hitter |
| July 10 | Dave Davenport, StL | Buff | 5-0 | 6 K's 3 BB; did not allow a runner past second |
| July 23 | Earl Mosely, Nwk | Chi | 2-0 | No-hit Chi for second time; beat Mike Prendergast in both no-hitters |
| July 24 | Ed Reulbach, Nwk | Chi | 3-0 | Second no-hitter in a row for Nwk; 3 rd no-hitter for Pepper in 1915 |

One hit games

| <u>Date</u> | <u>Pitcher</u> | <u>Opponent</u> | <u>Score</u> | <u>Description</u> |
|-------------|-----------------------|-----------------|--------------|--|
| May 5 | George McConnell, Chi | Buff | 3-1 | Baldy Louden single with 2 outs in 9 th broke up no-hit bid |
| May 7 | Ed Reulbach, Nwk | Pitt | 2-0 | Mike Mowrey single in fourth inning; beat Clint Rogge |
| May 19 | Earl Moseley, Nwk | Pitt | 7-0 | Struck out nine; Davey Jones only Stogies hit in top of ninth |
| July 19 | Chief Johnson, KC | Buff | 1-0 | Clyde Engle single in 2 nd , beat Fred Anderson six-hitter |
| Aug 25 | Nick Cullop, KC | Balt | 7-1 | Yip Owens HR in eighth cost Cullop no-hitter |
| Aug 30 | Al Schulz, Buff | StL | 3-0 | Babe Borton tripled with 2-out in ninth to break up no-hit bid |
| Sept 10 | Cy Falkenberg, Bkn | StL | 7-0 | Bobby Vaughn leadoff single and no hits rest of game |
| Sept 26 | Fred Anderson, Buff | Balt | 6-0 | Jim Hickman fourth-inning single only hit off Anderson, 11 K's |

Two hit games

| <u>Date</u> | <u>Pitcher</u> | <u>Opponent</u> | <u>Score</u> | <u>Description</u> |
|-------------|------------------------|-----------------|--------------|---|
| Apr 12 | George Kaiserling, Nwk | Balt | 3-1 | Gave up two scattered singles |
| Apr 19 | Earl Moseley, Nwk | Buff | 5-1 | Carried no-hitter into 7 th inning |
| May 3 | Doc Crandall, StL | Buff | 3-2 | Joe Agler triple, Hal Chase RBI single |
| May 5 | Earl Moseley, Nwk | Pitt | 1-0 | Ed Konetchy, Hugh Bradley singles; beat Bunny Hearn |
| May 7 | Dan Marion, Bkn | KC | 7-1 | George Stovall 2b, Drummond Brown single; run was unearned |
| May 13 | George Suggs, Balt | KC | 1-0 | Beat Nick Cullop; Geo. Stovall, Grover Gilmore singles |
| June 6 | Dave Davenport, StL | KC | 2-1 | Grover Gilmore RBI single, Easterly single; beat Pete Henning |
| June 7 | Eddie Plank, StL | KC | 5-0 | Two singles by Ted Easterly; beat Gene Packard |
| June 11 | Chief Johnson, KC | Chi | 0-1 | Lost to Mordecai Brown, who threw four-hit shutout |
| June 17 | Ed Reulbach, Nwk | Buff | 3-0 | Benny Meyer and Nick Allen both doubled |
| June 21 | Cy Barger, Pitt | KC | 2-1 | Edged Chief Johnson on Jack Lewis RBI double in bottom of ninth |
| July 12 | George Kaiserling, Nwk | KC | 2-1 | Bill Rariden 2R single, Frank LaPorte single; beat Alex Main |
| July 15 | Chief Johnson, KC | Bkn | 1-0 | Gave up two doubles to Lee Magee; beat Frank Smith |
| July 26 | Bob Groom, Chi | Pitt | 1-0 | Beat Clint Rogge; Chi's first run, hit after two straight no-hit losses |
| Aug 1 | Dave Davenport, StL | Chi | 2-0 | Fred Beck, Jimmy Smith with two harmless singles |
| Aug 5 | Ed Reulbach, Nwk | Buff | 1-0 | Roxey Roach, Nick Allen singles in fifth inning; beat Al Schulz |
| Aug 11 | Nick Cullop, KC | Nwk | 1-0 | Beat Harry Moran, who only allowed two hits |
| Aug 15 | Mike Prendergast, Chi | Buff | 4-0 | Second shutout win in a row for Prendergast |
| Aug 19 | Mordecai Brown, Chi | Bkn | 2-0 | Shut down Tips offense on two singles |
| Aug 20 | Eddie Plank, StL | Nwk | 2-0 | Plank held Pepper to double, single to edge Ed Reulbach |
| Aug 23 | Chief Johnson, KC | Balt | 8-1 | Fanned seven, walked two, allowed two singles |
| Aug 24 | Dave Davenport, StL | Bkn | 4-0 | 11 strikeouts, no BB, gave up only two scattered hits |
| Aug 25 | Happy Finneran, Bkn | StL | 2-1 (10) | Whales Ward Miller had all three Chicago hits; beat Eddie Plank |
| Sept 1 | Earl Moseley, Nwk | Pitt | 5-1 | Struck out nine, allowed two singles, run in fourth |
| Sept 14 | Earl Moseley, Nwk | Balt | 1-0 | 10 K's, scored game's only run on error by 1b Ken Crawford |

Three hit games

| <u>Date</u> | <u>Pitcher</u> | <u>Opponent</u> | <u>Score</u> | <u>Description</u> |
|-------------|------------------------|-----------------|--------------|---|
| Apr 11 | Frank Allen, Pitt | StL | 1-2 (10) | Lost on double by opposing pitcher Eddie Plank in bottom tenth |
| Apr 15 | Jack Quinn, Balt | Buff | 9-0 | Scattered three singles, no BB |
| Apr 23 | Happy Finneran, Bkn | Buff | 9-0 | Scattered three singles, 2 strikeouts, 4 BB |
| Apr 26 | George Kaiserling, Nwk | Buff | 7-1 | Gave up all three hits, lone run in 7 th inning |
| Apr 30 | Dave Davenport, StL | Chi | 1-0 | Max Flack two singles, Dutch Zwilling double |
| May 7 | Al Schulz, Buff | Chi | 8-0 | Three scattered singles, 7 strikeouts, 4 BB |
| May 8 | Fred Anderson, Buff | KC | 3-0 | Three scattered singles, 7 K's, two BB |
| May 10 | Frank Allen, Pitt | Balt | 4-2 | Mickey Doolan HR, Benny Meyer SF scored Terp runs |
| May 13 | Clint Rogge, Pitt | Buff | 4-0 | Three scattered singles; Dalton, Blair, Louden |
| May 13 | Dave Davenport, StL | Bkn | 8-1 | Steve Evans RBI triple, Benny Kauff two singles, run |
| May 17 | George Kaiserling, Nwk | KC | 4-0 | Drummond Brown 2-3with 2b, Grover Gilmore single |
| May 23 | Pete Henning, KC | Buff | 6-1 | Hal Chase 2-3 with run, Gene Krapp single |
| May 27 | Cy Falkenberg, Nwk | Chi | 5-0 | Max Flack 2-2, Al Wickland singles |
| May 29 | Harry Moran, Nwk | Balt | 1-0 (10) | Allowed three doubles; won on 10 th inning HR by Roush |
| May 31#1 | Gene Packard, KC | Chi | 3-2 | Fred Beck 2R HR, Dutch Zwilling 2b, Les Mann single |
| June 1 | Jack Quinn, Balt | Buff | 5-0 | Hal Chase triple, Harry Lord and Tom Downey singles |
| June 2 | Hugh Bedient, Buff | Balt | 4-1 | Guy Zinn PH RBI triple, Jimmy Walsh 2b, Enos Kirkpatrick single |

Three hit games, continued

| | | | | |
|-----------|-----------------------|------|----------|---|
| June 2 | Nick Cullop, KC | Pitt | 8-0 | Three scattered singles in easy win |
| June 8 | Ed Reulbach, Nwk | Buff | 2-1 | Tough win v Fred Anderson; Hal Chase solo HR, 2b, Louden single |
| June 13 | Bob Groom, StL | Pitt | 4-0 | Gave up singles to Yerkes, Mowrey, Paddy O'Connor |
| June 13 | Frank Allen, Pitt | StL | 0-4 | Lost on four unearned runs; Deal 2b, Hartley RBI 1b, Tobin single |
| June 15 | Eddie Plank, StL | KC | 3-0 | Three consecutive hits in second; second straight shutout for Plank |
| June 19 | Mike Prendergast, Chi | StL | 4-3 (10) | Three unearned runs, three scattered singles; beat Doc Crandall |
| June 18 | Elmer Knetzer, Pitt | KC | 5-2 | Hugh Bradley 2R single, Al Kruger 2b, Drummond Brown single |
| June 20 | Earl Moseley, Nwk | Bkn | 10-2 | Easy win; Brooklyn committed nine errors |
| June 28 | George Suggs, Balt | StL | 3-0 | Three scattered singles |
| June 28 | George McConnell, Chi | Buff | 0-3 | Blues scored two unearned runs in first on 2 errors, steal of home |
| July 2 | Al Schulz, Buff | KC | 1-0 | Three scattered hits; edged Gene Packard, who also threw 3-hitter |
| July 2 | Gene Packard, KC | Buff | 0-1 | RBI double by Benny Meyer in sixth; two singles in 7 th , tough loss |
| July 3 #2 | Harry Moran, Nwk | StL | 5-3 | Ugly win; 4 Ks, 4 BB, 2 HBP and three Newark errors |
| July 5 | Claude Hendrix, Chi | Nwk | 1-0 | Al Scheer, Bill McKechnie singles; |
| July 6 | Elmer Knetzer, Pitt | Buff | 5-1 | Meyer and Roush doubles, Clyde Engle single |
| July 7 | Jim Bluejacket, Bkn | StL | 1-0 (11) | Allowed only three hits to edge Ed Reulbach, who threw four-hitter |
| July 9 | Earl Moseley, Nwk | KC | 3-2 | Goodwin RBI single in 3 rd , unearned run in ninth |
| July 10 | Elmer Knetzer, Pitt | Bkn | 8-0 | Second straight three-hitter for Knetzer; three singles |
| July 14 | Tom Seaton, Bkn | KC | 1-0 | Gene Packard triple, two singles to edge Packard five-hitter |
| July 15 | Harry Moran, Nwk | Pitt | 4-1 | Only Rebel run resulted from Jim Kelly single, squeeze play |
| July 16 | Dave Davenport, StL | Balt | 7-1 | Followed July 10 no-hitter with 3-hitter to complete sweep of Terps |
| July 23 | Eddie Plank, StL | Balt | 4-0 | Scattered three singles, was 2-4, RBI at plate |
| July 24 | Elmer Knetzer, Pitt | Buff | 3-1 | Tex McDonald HR only score of game for Buffeds |
| July 26 | Nick Cullop, KC | Chi | 3-0 | Chi's Flack singled in 1 st ; first Whale hit after 2 straight no-hit losses |
| July 27 | Happy Finneran, Bkn | Buff | 5-1 | Buffeds only run came on Downey walk, SB, SF |
| July 29 | Happy Finneran, Bkn | Buff | 4-1 | Finneran's second sthree-hit win over Blues in series |
| Aug 1 | Ed Reulbach, Nwk | Bkn | 3-1 | Benny Kauff doubled home two Brooklyn runs in 8 th inning |
| Aug 2 | George McConnell, Chi | StL | 3-2 | Beat Eddie Plank, who only allowed six hits |
| Aug 10 | Mike Prendergast, Chi | Balt | 7-0 | Scattered three singles |
| Aug 10 | Earl Moseley, Nwk | KC | 9-0 | Blowout win; gave up 2b, two scattered singles |
| Aug 14 | Dave Davenport, StL | Balt | 3-0 | Two singles by Jack McCandless, single by Enos Kirkpatrick |
| Aug 15 | Nick Cullop, KC | Bkn | 2-0 | Ty Helfrich 2b, Dan Marion single in shutout win |
| Aug 16 | Clint Rogge, Pitt | Nwk | 2-1 | Close win over Ed Reulbach, who gave up six hits |
| Aug 16 | George McConnell, Chi | Buff | 4-0 | McConnell's 20 th win of season |
| Aug 18 | Frank Allen, Pitt | Balt | 3-0 | Scattered double, two singles for 14 th win |
| Aug 19 | Earl Moseley, Nwk | StL | 4-0 | Bobby Vaughn double and single, Ward Miller single |
| Aug 21 | Jack Quinn, Balt | Pitt | 1-0 | Outdueled Cy Barger to earn 17 th win of season for hapless Terps |
| Aug 24 | Harry Moran, Nwk | Chi | 2-0 | Beat Mordecai Brown to keep Pepper in front of Chicago |
| Aug 25 | Claude Hendrix, Chi | Nwk | 3-0 | Hendrix shutout beat Newark's Tom Seaton |
| Aug 26 | George McConnell, Chi | Nwk | 3-1 | Whales pulled to within three games of Newark for Fed lead |
| Aug 24 | Alex Main, KC | Balt | 5-0 | Coasted, allowed only two scattered singles for 11 th win |
| Aug 29 | Client Rogge, Pitt | Bkn | 7-0 | Struck out six, walked three to record 12 th victory |
| Sept 5 | Mike Prendergast, Chi | Bkn | 6-1 | Cruised behind nine-hit Whales attack; gave up run, three singles |
| Sept 16 | Fred Anderson, Buff | Bkn | 1-0 (10) | Blues 3b Harry Lord singled in winning run in 10 th |
| Sept 16 | Mordecai Brown, Chi | KC | 0-1 | Lost to Gene Packard; only run scored following error by Doolan |
| Sept 18 | Dave Davenport, StL | KC | 3-2 (13) | Tough duel with Chief Johnson; gave up HR to Kenworthy in 6 th |
| Sept 20 | Cy Falkenberg, Bkn | Balt | 4-0 | Showed flashes from past seasons, three scattered singles |
| Sept 20 | Earl Moseley, Nwk | Buff | 4-1 | Roxey Roach hit 3b, scored on ground to ruin shutout bid |

1-0 games

| <u>Date</u> | <u>Winner</u> | <u>Loser</u> | <u>Description</u> |
|-------------|----------------------|----------------------|---|
| Apr 11 | Claude Hendrix, Chi | Alex Main, KC | Opening Day; Dutch Zwilling homered for Whales in first innng. |
| Apr 30 | Dave Davenport, StL | Geo. McConnel, Chi | Terriers Babe Borton singled home Al Bridwell in 9 th |
| May 5 | Earl Moseley, Nwk | Bunny Hearn, Pitt | Bill Rariden singled in winning run in fourth inning |
| May 13 | George Suggs, Balt | Nick Cullop, KC | Vern Duncan hit SF to score only run; Cullop allowed only 4 hits |
| May 26 | Hugh Bedient, Buff | Cy Barger, Pitt | Bedient allowed four singles, HBP; Walter Blair hit GWRBI single |
| May 29 | Harry Moran, Nwk | Bill Bailey, Balt | Won on Edd Roush HR in bottom of 10th |
| June 11 | Mordecai Brown, Chi | Chief Johnson, KC | Won on first inning SF by Wm Fischer; Johnson only allowed 4 hits |
| June 16 | Geo. Kaiserling, Nwk | Hugh Bedient, Buff | No-hitter ; run resulted from error by Bedient |
| June 21 | Happy Finneran, Bkn | Geo. Kaiserling, Nwk | Four-hit win; Steve Evans GWRBI single in third inning |
| June 23 | Bob Groom, StL | Fred Anderson, Buff | Terrier won in bottom of ninth on Charlie Deal RBI single |
| June 30 | Bunny Hearn, Pitt | Ed Reulbach, Chi | Hearn scattered five singles; Oakes singled in only run in 1 st innng. |
| July 2 | Al Schulz, Buff | Gene Packard, KC | Both pitchers threw three-hitters; Benny Meyer drove in only run |
| July 5 | Claude Hendrix, Chi | Ed Reulbach, Nwk | Wm. Fischer RBI triple; Reulbach 9 K's, allowed only two hits |
| July 7 | Jim Bluejacket, Bkn | Bob Groom, StL | Bluejacket threw 3-hitter, struck out four, 11 innings |
| July 14 | Tom Seaton, Bkn | Gene Packard, KC | Seaton threw 3-hitter; Geo. Anderson singled home only run in fifth |
| July 15 | Chief Johnson, KC | Frank Smith, Bkn | Geo. Perring tripled, scored on Mike Simon PB for only run |
| July 19 | Chief Johnson, KC | Fred Anderson, Buff | Geo. Stovall doubled, scored on SF for only run; Johnson one-hitter |

1-0 games, continued

| | | | |
|---------|----------------------|---------------------|--|
| July 26 | Bob Groom, StL | Clint Rogge, Pitt | Groom two-hitter; Ward Miller singled home only run in first |
| July 27 | Walt Dickson, Pitt | Doc Crandall, StL | Both pitchers allowed only four hits each |
| Aug 5 | Ed Reulbach, Bkn | Al Schulz, Buff | Vin Campbell singled home winning run in top of eighth inning |
| Aug 11 | Nick Cullop, KC | Harry Moran, Nwk | Moran gave up only two hits, inc. Rawlings triple, score on SF |
| Aug 21 | Jack Quinn, Balt | Cy Barger, Pitt | Quinn with three-hitter to beat Barger, who allowed four hits, run |
| Sept 11 | Rankin Johnson, Balt | Gene Packard, KC | Vern Duncan RBI drove in John Gallagher in sixth |
| Sept 14 | Earl Moseley, Nwk | Dave Black, Balt | Moseley K'd 10 and held Terrapins to two hits; scored only run |
| Sept 16 | Fred Anderson, Buff | Cy Falkenberg, Bkn | Anderson threw three-hitter to edge Falkenberg in 10 innings |
| Sept 16 | Gene Packard, KC | Mordecai Brown, Bkn | George Perring, aboard via error by Doolan, scored on sacrifice |

Back-to-back team shutouts

| Dates | Team | Details |
|-----------------|------|--|
| May 5,6,7 | Nwk | Three consecutive shutouts at Pitt; x 1-0, x3-0, x 2-0 |
| May 7, 8 | Buff | May 7, 8-0 win at Chicago; May 8, x 3-0 win at KC |
| May 26, 27, 29 | Nwk | x 6-0 v Chi, x 5-0 v Chi, x 1-0 (10) v Bkn |
| June 3-4 | Buff | x 3-0 v Balt, x 9-0 v Balt |
| June 16,17 | Nwk | x 1-0 at Bkn, x 3-0 at Bkn |
| July 23, 24 | Nwk | x 2-0 v Chi, x 3-0 v Chi |
| July 23, 24, 26 | StL | x 4-0 at Bkn, x 16-0 at Bkn, x 1-0 at Pitt |
| July 27, 28 | Pitt | x 1-0 v StL, x 3-0 v StL |
| Aug 15-16 | Chi | x 4-0 v Buff, x 4-0 v Buff |
| Sept 10, 11 | Balt | x 3-0 v KC, Rankin Johnson 1-0 v KC |
| Sept 15, 16 | KC | x 3-0 (15) at Chi, x 1-0 at Chi |

Back-to-back individual shutouts

| Pitcher | Results |
|-----------------------|---|
| Nick Cullop, KC | Shut out Chicago 4-0 on 4 hits on April 13 ; blanked StL 4-0 on five hits on April 18 |
| Eddie Plank, StL | Threw 5-0 two-hitter v KC on June 7; blanked KC for second straight time on June 15 3-0 on three hits |
| Chief Johnson, KC | Blanked Brooklyn 1-0 on July 15 and four days later (July 19) threw another 1-0 shutout over Buffalo |
| Nick Cullop, KC | Shut out Chicago 3-0 on July 26; 1-0 v. Clint Rogge, Pittsburgh on Aug x |
| Eddie Plank, StL | Shut out KC 4-0 on five hits on Aug 8; shut out Buffalo 6-0 on four hits on Aug 12 |
| Mike Prendergast, Chi | Blanked Baltimore 7-0 on 3 hits on Aug 10; shut out Buffalo on two hits on Aug 15 |
| Nick Cullop, KC | Whitewashed Newark 1-0 to beat Harry Moran on Aug 11; shut out Bkn 2-0 on hits on Aug 15 |
| George McConnell, Chi | Blanked Buffalo 4-0 on three hits on Aug 16; shut out Brooklyn 3-0 on six hits on Aug 21 |


Nine or more strikeouts in one game (*losing pitcher in italics*)

| Date | Pitcher | Opp. | Score | K | Description |
|---------|-----------------------|------|----------|----|--|
| Apr 20 | Tom Seaton, Bkn | Balt | 2-3 | 10 | Lost on three consecutive doubles in 7 th |
| Apr 23 | George McConnell, Chi | KC | 6-1 | 9 | Threw six-hitter to beat KC |
| Apr 26 | Bill Bailey, Balt | Bkn | 2-6 | 9 | Gave up four runs in 8 th as game got away |
| May 10 | Bob Groom, StL | Nwk | 3-1 | 9 | Seven-hitter beat Earl Moseley |
| May 30 | Bob Groom, StL | Pitt | 4-3 | 10 | Held on to win tight battle v. Frank Allen |
| May 30 | Gene Krapp, Buff | Bkn | 1-16 | 12 | Fanned 12, walked 10 in long relief (<i>no decision</i>) |
| June 1 | Harry Moran, Nwk | Bkn | 3-2 (10) | 9 | Beat Bill Upham in tight extra-inning battle |
| June 3 | Chief Johnson, KC | Pitt | 4-3 | 9 | Four-hitter, three BB |
| June 8 | Fred Anderson, Buff | Nwk | 1-2 | 11 | Lost to Ed Reulbach; Edd Roush hit 2R HR in fourth |
| June 12 | Cy Falkenberg, Nwk | Balt | 3-1 | 9 | Five-hitter; four BB, unearned run |
| June 14 | Rankin Johnson, Balt | Bkn | 9-4 | 9 | Debut with Terps; stopped 11-game Balt losing streak |
| June 16 | Frank Allen, Pitt | Chi | 3-7 | 10 | Lost late on Harry Fritz 2R HR, Jimmy Smith solo HR |
| June 20 | Dave Davenport, StL | Chi | 2-0 | 13 | Four-hitter, one BB |
| June 26 | Jack Quinn, Balt | Chi | 6-1 (11) | 9 | Gave up 11 hits, but only 1 BB; Terps scored 5 in 11 th |
| June 30 | Fred Anderson, Buff | Chi | 4-3 (11) | 10 | Allowed seven hits, 3 BB |
| July 2 | Rankin Johnson, Balt | Pitt | 2-3 | 9 | Lost in bottom of 9 th on Al Wickland RBI single |
| July 5 | Fred Anderson, Buff | Pitt | 2-0 | 10 | Allowed six hits, one BB |
| July 5 | Ed Reulbach, Nwk | Chi | 0-1 | 9 | Threw two-hitter, no BB; lost on Wm Fischer RBI 3b |
| July 13 | Bob Groom, StL | Balt | 4-3 | 9 | Beat Jack Quinn, who fanned 11 |
| July 13 | Jack Quinn, Balt | StL | 3-4 | 11 | Lost to Bob Groom |
| July 18 | Jack Quinn, Balt | Pitt | 1-3 | 9 | Gave up three runs in first two innings |
| Aug 24 | Dave Davenport, StL | Nwk | 4-0 | 11 | Allowed only two hits, no BB |
| Aug 25 | Eddie Plank, StL | Bkn | 1-2 (10) | 9 | Lost in 10 th on Lee Magee RBI triple |
| Sept 1 | Earl Moseley, Nwk | Pitt | 5-1 | 9 | Two-hitter, walked three |
| Sept 4 | Elmer Knetzer, Pitt | Balt | 6-2 | 11 | Gave up 10 hits, one run was earned |
| Sept 8 | Frank Allen, Pitt | Buff | 2-1 | 11 | Allowed eight hits, run to outpitch Gene Krapp |
| Sept 16 | Earl Moseley, Nwk | Balt | 1-0 | 10 | Moseley scored run on error by Terp 1b Ken Crawford |
| Sept 18 | Frank Allen Pitt | Chi | 2-5 | 14 | Chicago scored three in ninth to ruin fine performance |
| Sept 26 | Fred Anderson, Buff | Balt | 6-0 | 11 | Finished with flourish in final game of season |
| Sept 25 | Earl Moseley, Nwk | Bkn | 3-1 | 9 | Ended 1915 campaign with five-hitter for 21 st win |

Out of control

| Date | Team | Opp | BB | Notes |
|--------|---------|-----|----|---|
| May 30 | Buffalo | Bkn | 11 | Gene Krapp walked 10 in long relief; starter Russ Ford walked one |

| Date | Pitcher | Opp | BB | Notes |
|---------|---------------------|------|----|---|
| May 14 | Chief Johnson, KC | Balt | 8 | Lost 3-2, two of runners who walked went on to score |
| May 30 | Gene Krapp, Buff | Bkn | 10 | Struck out 12, walked 10 in long relief in blowout 16-1 loss |
| Sept 18 | Happy Finneran, Bkn | Balt | 8 | Won 14-3, but struggled with control throughout game, 6 K's, 8 BB |



Pitt lefty **Frank Allen** notched the highest strikeout total for a single game in the 1915 replay, fanning 14 in a 5-2 loss to Chicago on Sept. 18. Allen twice lost three-hitters during the 1915 replay.



Buffalo RHP **Gene Krapp** walked 10 in a long relief assignment for losing pitcher Russ Ford against Brooklyn in a 16-1 loss on May 30. Krapp was 9-23 for Buffalo in the 1915 replay.



Mike Prendergast, Chi, threw back-to-back shutouts. On Aug. 10, he blanked Baltimore 7-0 on 3 hits and he then shut out Buffalo on two hits on Aug 15.



Pittsburgh's **Cy Barger** was on the losing end of two 1-0 decisions. He lost to Buffalo's Hugh Bedient on May 26 and Baltimore's Jack Quinn on Aug. 21.

Pitching Notes



P George McConnell


Cy Young winner George McConnell was at his best down the stretch. McConnell won his last 10 decisions in a row from August 2 through the end of the season. On Aug 16 and Aug 21, he threw back-to-back shutouts against Buffalo and Boston followed by a 3-1 three-hitter to beat Newark's Ed Reulbach 3-1.

He also beat Newark a second time during his winning streak, edging Tom Seaton 5-4 at Newark on September 10. Earlier in the season, McConnell reeled off nine wins in a row from May 5- through June 13, including shutouts against Buffalo and Kansas City.

In an exceptional relief appearance, St. Louis lefty **Eddie Plank** threw **10 shutout innings, allowing only one hit** and 2 BB in a 2-1, 20-inning loss to Chicago on Apr 15.

Newark's Harry Moran got off to great start, but fell apart in the stretch.

Pepper righty **Harry Moran** started the 1915 replay with **nine consecutive wins** before losing 3-2 to at Kansas City on June 25. He then won five of his next six to improve his record to a gaudy 15-2. During September, however, Moran lost the magic, going 0-4, losing starts to Chicago 7-3 and Baltimore 10-2 and then losing two games in relief to Brooklyn in the Pepper's final four games of the year, blowing a 6-5 lead in the finale to lose 7-6.



Newark P Harry Moran

Veteran KC righthander **Chief Johnson** threw **back-to-back 1-0 shutouts in July.** Johnson threw a two-hitter to beat Brooklyn's **Frank Smith** 1-0 July 15 and followed up four days later with a 1-0 one-hitter to beat Buffalo's **Fred Anderson.**

Kansas City's **Alex Main** **did not allow an earned run in three consecutive starts.** In the second game of the Packer's Memorial Day doubleheader on May 31, Main lost to Chicago 5-2, but all five Whales runs were unearned, resulting from four Packer errors. Main won his next two starts, both against St. Louis, beating the Terriers Bob Groom 5-3 on June 5, allowing three runs, all unearned and, two days later, beating Eddie Plank 4-1, with the Terriers lone run unearned as the result of an error by (insert).

In late June, Newark's **Ed Reulbach** lost a 1-0 decision to Pittsburgh's Bunny Hearn, **allowing only four hits over eight innings. In his next start, against Chicago, it was déjà vu, with Reulbach again giving up** only four hits and a lone run over eight innings, only to lose to **Claude Hendri,** giving Reulbach back-to-back 1-0 defeats.

A month after Reulbach suffered his twin 1-0 losses, the same thing happened to Pittsburgh's **Clint Rogge,** who also lost back-to-back 1-0 decisions in mid-season. On July 26, Rogge lost 1-0 to **Bob Groom** and, in his next start, lost 1-0 to **Nick Cullop.**

Cy Falkenberg, who spent most of the season with Newark, was acquired by Brooklyn on August 7. After splitting his first two decisions with the Tip-Tops, Falkenberg demonstrated the form that made him a force with Cleveland in 1913 and 1914, **throwing shutouts in two of his last three starts,** blanking St. Louis 7-0 on one hit on Sept. 10 and, two starts later, throwing a 4-0 three-hitter at Baltimore. In between the shutouts, Falkenberg lost a heartbreaker to Buffalo's **Fred Anderson,** going 10 innings only to lose 1-0.

Baltimore's **Jack Quinn** **got off to a remarkable start for the last-place Terrapins, winning nine of ten from Apr 15-May 31** for dazzling 10-2 record to start the season. As summer progressed, however, the wins became more difficult to come by and Quinn went 8-10 for the rest of year, but still wound up with a very respectable 18-12 record for the cellar-dwelling Terps.


George LcClair, dealt from Buffalo to Baltimore in mid-season, lost his first three starts for the Terps, but finished strong, winning three of his final four decisions, including a three-hit 3-0 win over KC and a 2-0 five hitter to beat Buffalo.

KC back-to-back shutouts over Chicago in September. In one of the best pitching duels of the 1915 replay, KC's **Nick Cullop** **beat Chicago 3-0 in 15 innings on Sept. 15.** Cullop went the distance, giving up only five hits. Whales righthander Mike Prendergast threw 12 scoreless innings, allowing only two hits. KC finally won the game in the 15th, scoring three runs off Claude Hendrix, on in relief for Prendergast. The next day, KC victimized Whales veteran **Three-Finger Brown,** who gave up only three hits, but lost to **lefty Gene Packard 1-0.** Newark, trying to get back into the lead at this stage of the race, was only able to split with Baltimore and only gained one game against the Whales.


Whales lefty Ad Brennan (10-3) won three key games down the stretch. Brennan won three decisions in a row from Sept. 3-18. Brennan beat Buffalo 4-3, despite giving up a 2R HR to Hal Chase on Sept. 3. He then beat KC 9-2 on Sept. 14 and then won in relief against Pittsburgh 5-2 on Sept. 18.

| Winning streaks | Streak | Dates |
|-----------------------|--------|----------------|
| George McConnell, Chi | 10 | Aug 2-Sept 21 |
| Harry Moran, Nwk | 9 | Apr 15-June 19 |
| George McConnell, Chi | 9 | May 5-June 13 |
| Clint Rogge, Pitt | 9 | Aug 16-Sept 24 |
| Ed Reulbach, Nwk | 8 | July 11-Aug 12 |
| Gene Packard, KC | 7 | May 9-June 4 |
| Earl Moselely, Nwk | 6 | July 9-Aug 2 |
| Jack Quinn, Balt | 6 | Apr 16-May 7 |
| Claude Hendrix, Chi | 6 | Apr 11-May 12 |
| Mike Prendergast, Chi | 6 | June 1-June 19 |
| Bob Groom, StL | 6 | July 13-Aug 29 |
| Dave Davenport, StL | 6 | July 22-Aug 14 |
| Nick Cullop, KC | 6 | July 26-Aug 25 |
| Claude Hendrix, Chi | 6 | Aug 12-Sept 6 |
| Ed Reulbach, Nwk | 5 | Apr 18-May 18 |
| Eddie Plank, StL | 5 | May 22-June 15 |
| Ed Reulbach, Nwk | 5 | June 4-June 23 |
| Dave Davenport, StL | 5 | July 6-July 17 |
| Ad Brennan, Chi | 5 | July 7-Aug 13 |
| Earl Moseley, Bwk | 5 | Aug 10-Sept 1 |
| Al Schulz, Buff | 5 | Aug 18-Sept 2 |

| Losing streaks | Streak | Dates |
|------------------------|--------|----------------|
| Chief Bender, Balt | 10 | May 17-June 24 |
| Ed Lafitte, Bkn | 8 | Apr 19-Jun 12 |
| Bunny Hearn, Pitt | 7 | May 5-June 26 |
| Bill Bailey, Balt | 6 | Apr 26-June 10 |
| Snipe Conley, Balt | 6 | May 10-Sept 9 |
| Russ Ford, Buff | 6 | May 21-June 14 |
| Frank Allen, Pitt | 6 | May 30-June 22 |
| Dave Black, Chi | 5 | May 7-July 9 |
| Fin Wilson, Bkn | 5 | June 11-Aug 11 |
| Dan Marion, Bkn | 5 | June 20-Aug 2 |
| Mysterious Walker, Bkn | 5 | June 30-Aug 3 |
| Gene Packard, KC | 5 | July 9-July 29 |
| George Suggs, Balt | 5 | July 17-Aug 16 |
| Rankin Johnson, Balt | 5 | Aug 10-Aug 28 |
| Tom Seaton, Nwk | 5 | Aug 18-Sept 10 |
| Ralph Comstock, Pitt | 5 | Aug 24-Sept 9 |
| Charlie Young, Balt | 5 | Aug 24-Sept 2 |



Federal League Bourbon Whiskey was introduced in 1915 in honor of the Federal League.



P **Chief Bender**, a standout with the Philadelphia A's from 1911-1914, fell short of expectations as a Baltimore Terrapin, going 7-18, including a 1-game losing streak, the longest in the Fed in 1915.

1915 FL individual pitching records against opponents

Ed Reulbach, Dave Davenport both won seven games against single opponents

Newark's Ed Reulbach (21-9) was the only pitcher to go 7-0 against a single opponent during the 1915 replay. Reulbach was a perfect 7-0 against Buffalo. Reulbach was also a perfect 5-0 against Kansas City.

St. Louis ace Dave Davenport (27-14) also won seven, with an impressive 7-1 record against the champion Chicago Whales. He also was a five-game winner against KC, going 5-2 against the Packers.

The only pitcher to win six games against another team was Terriers lefty Eddie Plank, who was 6-0 against Newark.

Ten pitchers racked up five wins against other opponents with Davenport and Cy Young winner George McConnell winning five against two separate teams. Six different pitchers were five game losers against other teams with Buffalo's Hugh Biedent going 1-5 against both Newark and St. Louis.

Kansas City right Chief Johnson was 5-2 against Baltimore and 1-5 against Newark. Al Schulz (20-17) was the only twenty-game winner with five losses against a single opponent, going 1-5 v. Newark.

| Chicago Whales | Nwk | StL | Pitt | KC | Bkn | Buff | Balt | Total |
|-----------------------|-------------|--------------|-------------|-------------|-------------|--------------|-------------|--------------|
| George McConnell 17R | 3-2 | 4-1 | 4-2 | 5-0 | 4-0 | 5-1 | 1-2 | 26-8 |
| Claude Hendrix 13R | 3-1 | 1-3 | 3-1 | 4-1 | 3-2 | 2-1 | 4-2 | 20-11 |
| Mike Prendergast 14R | 3-2 | 3-1 | 3-2 | 1-1 | 2-2 | 3-3 | 2-0 | 17-11 |
| Mordecai Brown 17R | 2-3 | 0-3 | 3-0 | 3-2 | 4-1 | 1-1 | 3-3 | 16-13 |
| Ad Brennan 5L | 2-0 | 1-1 | 1-0 | 2-0 | 0-0 | 1-2 | 3-0 | 10-3 |
| Rankin Johnson 11R -t | 0-0 | 1-1 | 0-1 | 1-1 | 1-0 | 0-1 | 0-0 | 3-4 |
| Bill Bailey 6L -a | 1-0 | 1-0 | 0-1 | 0-0 | 0-0 | 0-0 | 0-0 | 2-1 |
| Dave Black 11/12R -t | 0-0 | 0-1 | 0-1 | 0-1 | 1-2 | 0-1 | 0-2 | 1-8 |
| Team | 14-8 | 11-11 | 14-8 | 16-6 | 15-7 | 12-10 | 13-9 | 95-59 |

| Newark Pepper | Chi | StL | Pitt | KC | Bkn | Buff | Balt | Total |
|-------------------------|-------------|-------------|-------------|------------|--------------|-------------|-------------|--------------|
| Ed Reulbach 16R | 2-3 | 1-2 | 2-3 | 5-0 | 3-0 | 7-0 | 1-1 | 21-9 |
| Earl Moseley 18R | 2-2 | 2-4 | 5-1 | 3-0 | 3-1 | 3-2 | 3-0 | 21-10 |
| Geo. Kaiserling 16R | 2-1 | 2-3 | 0-2 | 5-0 | 1-2 | 5-1 | 4-0 | 19-9 |
| Harry Moran 14L | 1-1 | 4-0 | 2-0 | 1-2 | 4-2 | 1-0 | 2-1 | 15-6 |
| Cy Falkenberg 12R-t | 1-2 | 0-1 | 3-1 | 1-1 | 0-2 | 0-1 | 4-1 | 9-10 |
| Chick Brandom 4/6R | 0-1 | 0-0 | 1-0 | 2-1 | 0-1 | 0-0 | 1-0 | 4-3 |
| Tom Seaton 6R-a | 0-2 | 0-2 | 1-1 | 0-0 | 0-1 | 1-0 | 0-0 | 2-6 |
| George Mullin 2R | 0-0 | 0-0 | 0-0 | 0-1 | 0-0 | 1-0 | 0-1 | 1-2 |
| Charlie Whitehouse 3/4L | 0-0 | 0-1 | 0-0 | 0-0 | 0-0 | 0-0 | 0-1 | 0-2 |
| Team | 8-14 | 9-13 | 14-8 | 1-5 | 11-11 | 18-4 | 16-6 | 93-61 |

| St. Louis Terriers | Chi | Nwk | Pitt | KC | Bkn | Buff | Balt | Total |
|---------------------------|--------------|-------------|--------------|-------------|-------------|-------------|-------------|--------------|
| Dave Davenport 16R | 7-1 | 2-4 | 0-4 | 5-2 | 4-2 | 4-0 | 5-1 | 27-14 |
| Eddie Plank 17L | 1-3 | 6-0 | 2-3 | 3-0 | 3-2 | 3-2 | 1-1 | 20-11 |
| Doc Crandall 14R | 2-3 | 2-3 | 5-1 | 0-3 | 5-1 | 3-2 | 2-3 | 20-16 |
| Bob Groom 10R | 0-3 | 3-1 | 3-1 | 3-1 | 1-1 | 3-1 | 2-1 | 15-9 |
| Doc Watson 5L | 1-0 | 0-0 | 0-2 | 1-2 | 0-3 | 2-1 | 2-2 | 6-10 |
| Ernie Herbert 4/6R | 0-1 | 0-0 | 0-0 | 0-0 | 0-0 | 0-1 | 1-0 | 1-2 |
| Ed Willett 2/3R | 0-0 | 0-1 | 0-1 | 0-0 | 0-0 | 0-0 | 0-1 | 0-3 |
| Team | 11-11 | 13-9 | 10-12 | 14-8 | 13-9 | 15-7 | 13-9 | 89-65 |

| Pittsburgh Rebels | Chi | Nwk | StL | KC | Bkn | Buff | Balt | Total |
|--------------------------|-------------|-------------|--------------|--------------|-------------|-------------|-------------|--------------|
| Clint Rogge 14R | 1-3 | 2-4 | 4-1 | 3-2 | 3-0 | 3-0 | 3-1 | 18-11 |
| Elmer Knetzer 14R | 2-3 | 0-2 | 2-1 | 3-0 | 3-0 | 2-3 | 5-2 | 17-11 |
| Frank Allen 15L | 2-3 | 2-2 | 3-4 | 2-3 | 2-2 | 2-4 | 4-0 | 17-18 |
| Bunny Hearn 8L | 1-2 | 1-1 | 0-2 | 1-2 | 0-4 | 1-1 | 1-0 | 5-12 |
| Cy Barger 14R | 1-0 | 2-2 | 2-1 | 1-2 | 2-1 | 0-2 | 1-2 | 9-10 |
| Walt Dickson 3/4R | 0-1 | 0-0 | 1-0 | 0-3 | 2-0 | 0-0 | 0-0 | 3-4 |
| Ralph Comstock 7R | 0-1 | 1-0 | 0-1 | 0-0 | 1-1 | 1-3 | 0-1 | 3-7 |
| George LeClair-t | 0-0 | 0-1 | 1-0 | 0-0 | 1-0 | 0-0 | 0-1 | 2-2 |
| Sandy Burk | 0-0 | 0-1 | 0-0 | 0-0 | 0-0 | 0-0 | 1-0 | 1-1 |
| Team | 8-14 | 8-14 | 12-10 | 10-12 | 14-8 | 9-13 | 15-7 | 76-78 |

| | | | | | | | | |
|----------------------------|-------------|-------------|-------------|--------------|-------------|-------------|-------------|--------------|
| Kansas City Packers | Chi | Nwk | StL | Pitt | Bkn | Buff | Balt | <u>Total</u> |
| Nick Cullop 15L | 4-1 | 2-3 | 3-2 | 3-2 | 2-2 | 2-1 | 3-1 | 19-12 |
| Gene Packard 14L | 2-1 | 1-3 | 1-3 | 4-1 | 3-2 | 3-2 | 2-3 | 16-16 |
| Chief Johnson 14R | 0-3 | 1-5 | 1-3 | 4-2 | 2-2 | 2-1 | 5-2 | 15-18 |
| Alex Main 14R | 0-5 | 0-3 | 2-3 | 0-1 | 4-0 | 3-1 | 3-1 | 12-14 |
| Pete Henning 10R | 0-5 | 0-3 | 1-1 | 0-3 | 2-1 | 3-1 | 0-2 | 6-16 |
| Dan Adams 2/3R | 0-1 | 0-0 | 0-0 | 1-0 | 0-0 | 1-1 | 0-0 | 2-2 |
| Ben Harris | 0-0 | 0-0 | 0-0 | 0-0 | 1-0 | 0-0 | 0-0 | 1-0 |
| Joe Gingras | 0-0 | 1-0 | 0-0 | 0-0 | 0-0 | 0-1 | 0-0 | 1-1 |
| Earl Blackburn | 0-0 | 0-0 | 0-1 | 0-1 | 0-1 | 0-0 | 0-0 | 0-3 |
| Team | 6-16 | 5-17 | 8-14 | 12-10 | 14-8 | 14-8 | 13-9 | 72-82 |

| | | | | | | | | |
|--------------------------|-------------|--------------|-------------|-------------|-------------|--------------|-------------|--------------|
| Brooklyn Tip-Tops | Chi | Nwk | StL | Pitt | KC | Buff | Balt | <u>Total</u> |
| Happy Finneran 13R | 1-3 | 3-1 | 4-1 | 1-1 | 1-2 | 4-0 | 2-0 | 16-8 |
| Dan Marion 11R | 1-2 | 2-3 | 0-2 | 2-2 | 3-2 | 0-4 | 4-0 | 12-15 |
| Bill Upham 9R | 2-2 | 2-1 | 1-0 | 0-1 | 1-2 | 1-1 | 3-1 | 10-8 |
| Jim Bluejacket 13R | 2-2 | 0-1 | 2-2 | 1-3 | 2-1 | 1-2 | 2-0 | 10-11 |
| Cy Falkenberg 12R-a | 1-1 | 0-0 | 2-0 | 0-0 | 0-1 | 0-1 | 1-0 | 4-3 |
| Hooks Wiltse 9/10L | 0-1 | 1-0 | 0-0 | 1-1 | 0-1 | 1-0 | 1-0 | 4-3 |
| Fin Wilson 5L | 0-1 | 1-2 | 0-1 | 0-1 | 0-2 | 1-1 | 2-0 | 4-8 |
| Tom Seaton 6R-t | 0-2 | 0-1 | 0-2 | 0-1 | 1-0 | 2-0 | 1-2 | 4-8 |
| Frank Smith-t | 0-0 | 0-0 | 0-1 | 3-0 | 0-1 | 0-0 | 0-0 | 3-2 |
| Ed Lafitte 7R-t | 0-0 | 2-1 | 0-1 | 0-3 | 0-0 | 1-2 | 0-2 | 3-9 |
| Mysterious Walker 5R | 0-0 | 0-1 | 0-3 | 0-1 | 0-2 | 0-0 | 1-0 | 1-7 |
| Bill Herring 1R | 0-1 | 0-0 | 0-0 | 0-0 | 0-0 | 0-0 | 0-0 | 0-1 |
| Team | 7-15 | 11-11 | 9-13 | 8-14 | 8-14 | 11-11 | 17-5 | 71-83 |

| | | | | | | | | |
|----------------------|--------------|-------------|-------------|-------------|-------------|--------------|--------------|--------------|
| Buffalo Blues | Chi | Nwk | StL | Pitt | KC | Bkn | Balt | <u>Total</u> |
| Al Schulz 15L | 4-2 | 1-5 | 2-1 | 3-3 | 3-1 | 3-2 | 4-2 | 20-17 |
| Fred Anderson 14R | 2-3 | 0-3 | 2-2 | 4-0 | 1-3 | 2-0 | 5-0 | 16-11 |
| Hugh Bedient 12R | 1-1 | 1-5 | 1-5 | 2-2 | 1-1 | 5-1 | 2-1 | 13-16 |
| Gene Krapp 9R | 2-3 | 2-3 | 2-4 | 1-1 | 1-3 | 1-4 | 0-5 | 9-23 |
| Russ Ford 4R | 1-1 | 0-1 | 0-1 | 2-0 | 0-3 | 0-2 | 1-2 | 4-10 |
| Rube Marshall 4/5R | 0-0 | 0-0 | 0-2 | 1-1 | 2-0 | 0-1 | 0-0 | 3-4 |
| George LeClair 9R-t | 0-0 | 0-0 | 0-0 | 0-1 | 0-0 | 0-0 | 0-0 | 0-1 |
| Howard Ehmke 2R | 0-0 | 0-1 | 0-0 | 0-0 | 0-1 | 0-0 | 0-0 | 0-2 |
| Dan Woodman 3/4R | 0-1 | 0-0 | 0-0 | 0-0 | 0-0 | 0-1 | 0-0 | 0-2 |
| Ed Lafitte 7R -a | 0-1 | 0-0 | 0-0 | 0-0 | 0-2 | 0-0 | 0-0 | 0-3 |
| Team | 10-12 | 4-18 | 7-15 | 13-9 | 8-14 | 11-11 | 12-10 | 65-89 |

| | | | | | | | | |
|----------------------------|-------------|-------------|-------------|-------------|-------------|-------------|--------------|--------------|
| Baltimore Terrapins | Chi | Nwk | StL | Pitt | KC | Bkn | Buff | <u>Total</u> |
| Jack Quinn 8R | 4-2 | 2-4 | 2-1 | 3-1 | 1-2 | 2-1 | 4-1 | 18-12 |
| George Suggs 5R | 1-2 | 1-2 | 3-1 | 2-3 | 2-1 | 0-2 | 2-3 | 11-14 |
| Chief Bender 4R | 0-3 | 2-3 | 0-4 | 2-0 | 2-2 | 0-4 | 1-2 | 7-18 |
| Rankin Johnson 11R-a | 2-2 | 0-0 | 2-2 | 0-4 | 2-1 | 1-3 | 0-1 | 7-13 |
| Bill Bailey 6L | 2-1 | 0-3 | 0-4 | 0-2 | 0-3 | 2-1 | 1-3 | 5-17 |
| George LeClair 9R-a | 0-1 | 0-0 | 1-0 | 0-1 | 1-1 | 0-1 | 1-0 | 3-4 |
| Dave Black11/12R-a | 0-0 | 0-2 | 0-1 | 0-0 | 1-0 | 0-0 | 1-0 | 2-3 |
| Frank Smith 6R | 0-1 | 0-2 | 1-0 | 0-1 | 0-0 | 0-2 | 0-0 | 1-6 |
| Snipe Conley 3/4R | 0-0 | 1-0 | 0-0 | 0-2 | 0-2 | 0-2 | 0-1 | 1-7 |
| Charlie Young 2R | 0-1 | 0-0 | 0-0 | 0-1 | 0-1 | 0-1 | 0-1 | 0-5 |
| Team | 9-13 | 6-16 | 9-13 | 7-15 | 9-13 | 5-17 | 10-12 | 55-99 |

Pitcher with multiple teams

| | | | | | | | | | |
|--------------------|------------|------------|------------|-------------|-----------|------------|-------------|-------------|--------------|
| Bill Bailey | <u>Chi</u> | <u>Nwk</u> | <u>StL</u> | <u>Pitt</u> | <u>KC</u> | <u>Bkn</u> | <u>Buff</u> | <u>Balt</u> | <u>Total</u> |
| Baltimore | 2-1 | 0-3 | 0-4 | 0-2 | 0-3 | 2-1 | 1-3 | - | 5-17 |
| Chicago | -- | 1-0 | 1-0 | 0-1 | 0-0 | 0-0 | 0-0 | 0-0 | 2-1 |
| Bailey total | 2-1 | 1-3 | 1-4 | 0-3 | 0-3 | 2-1 | 1-3 | 0-0 | 7-18 |

| | | | | | | | | | |
|-------------------|------------|------------|------------|-------------|-----------|------------|-------------|-------------|--------------|
| Dave Black | <u>Chi</u> | <u>Nwk</u> | <u>StL</u> | <u>Pitt</u> | <u>KC</u> | <u>Bkn</u> | <u>Buff</u> | <u>Balt</u> | <u>Total</u> |
| Chicago | -- | 0-0 | 0-1 | 0-1 | 0-1 | 1-2 | 0-1 | 0-2 | 1-8 |
| Baltimore | 0-0 | 1-2 | 0-1 | 0-0 | 1-0 | 0-0 | 0-0 | - | 2-3 |
| Black total | 0-0 | 1-2 | 0-2 | 0-1 | 1-1 | 1-2 | 0-1 | 0-2 | 3-11 |

| | | | | | | | | | |
|----------------------|------------|------------|------------|-------------|-----------|------------|-------------|-------------|--------------|
| Cy Falkenberg | <u>Chi</u> | <u>Nwk</u> | <u>StL</u> | <u>Pitt</u> | <u>KC</u> | <u>Bkn</u> | <u>Buff</u> | <u>Balt</u> | <u>Total</u> |
| Newark | 1-2 | - | 0-1 | 3-1 | 1-1 | 0-2 | 0-1 | 4-1 | 9-10 |
| Brooklyn | 1-1 | 0-0 | 2-0 | 0-0 | 0-1 | -- | 0-1 | 1-0 | 4-3 |
| Falkenberg total | 2-3 | 0-0 | 2-1 | 3-1 | 1-2 | 0-2 | 0-2 | 5-1 | 13-13 |

| | | | | | | | | | |
|-----------------------|------------|------------|------------|-------------|-----------|------------|-------------|-------------|--------------|
| Rankin Johnson | <u>Chi</u> | <u>Nwk</u> | <u>StL</u> | <u>Pitt</u> | <u>KC</u> | <u>Bkn</u> | <u>Buff</u> | <u>Balt</u> | <u>Total</u> |
| Chicago | -- | 0-0 | 1-1 | 0-1 | 1-1 | 1-0 | 0-1 | 0-0 | 3-4 |
| Baltimore | 2-2 | 0-0 | 2-2 | 0-4 | 2-1 | 1-3 | 0-1 | -- | 7-13 |
| Johnson total | 2-2 | 0-0 | 3-3 | 0-5 | 3-2 | 2-3 | 0-2 | 0-0 | 10-17 |

| | | | | | | | | | |
|-------------------|------------|------------|------------|-------------|-----------|------------|-------------|-------------|--------------|
| Ed Lafitte | <u>Chi</u> | <u>Nwk</u> | <u>StL</u> | <u>Pitt</u> | <u>KC</u> | <u>Bkn</u> | <u>Buff</u> | <u>Balt</u> | <u>Total</u> |
| Brooklyn | 0-0 | 2-1 | 0-1 | 0-3 | 0-0 | - | 1-2 | 0-2 | 3-9 |
| Buffalo | 0-1 | 0-0 | 0-0 | 0-0 | 0-2 | 0-0 | -- | 0-0 | 0-3 |
| Lafitte total | 0-1 | 2-1 | 0-1 | 0-3 | 0-2 | 0-0 | 1-2 | 0-2 | 3-12 |

| | | | | | | | | | |
|-----------------------|------------|------------|------------|-------------|-----------|------------|-------------|-------------|--------------|
| George LeClair | <u>Chi</u> | <u>Nwk</u> | <u>StL</u> | <u>Pitt</u> | <u>KC</u> | <u>Bkn</u> | <u>Buff</u> | <u>Balt</u> | <u>Total</u> |
| Pittsburgh | 0-0 | 0-1 | 1-0 | -- | 0-0 | 1-0 | 0-0 | 0-1 | 2-2 |
| Buffalo | 0-0 | 0-0 | 0-0 | 0-1 | 0-0 | 0-0 | -- | 0-0 | 0-1 |
| Baltimore | 0-1 | 1-0 | 1-0 | 0-1 | 1-1 | 0-1 | 0-0 | - | 3-4 |
| LeClair total | 0-1 | 1-1 | 2-0 | 0-2 | 1-1 | 1-1 | 0-0 | 0-0 | 5-7 |

| | | | | | | | | | |
|-------------------|------------|------------|------------|-------------|-----------|------------|-------------|-------------|--------------|
| Tom Seaton | <u>Chi</u> | <u>Nwk</u> | <u>StL</u> | <u>Pitt</u> | <u>KC</u> | <u>Bkn</u> | <u>Buff</u> | <u>Balt</u> | <u>Total</u> |
| Brooklyn | 0-2 | 0-1 | 0-2 | 0-1 | 1-0 | -- | 2-0 | 1-2 | 4-8 |
| Newark | 0-2 | -- | 0-2 | 1-1 | 0-0 | 0-1 | 1-0 | 0-0 | 2-6 |
| Seaton total | 0-4 | 0-1 | 0-4 | 1-2 | 1-0 | 0-1 | 3-0 | 1-2 | 6-14 |

| | | | | | | | | | |
|--------------------|------------|------------|------------|-------------|-----------|------------|-------------|-------------|--------------|
| Frank Smith | <u>Chi</u> | <u>Nwk</u> | <u>StL</u> | <u>Pitt</u> | <u>KC</u> | <u>Bkn</u> | <u>Buff</u> | <u>Balt</u> | <u>Total</u> |
| Baltimore | 0-2 | 0-1 | 1-0 | 0-1 | 0-0 | 0-2 | 0-0 | - | 1-6 |
| Brooklyn | 0-0 | 0-0 | 0-1 | 3-0 | 0-1 | -- | 0-0 | 0-0 | 3-2 |
| Frnk Smith total | 0-2 | 0-1 | 1-1 | 3-1 | 0-1 | 0-2 | 0-0 | 0-0 | 4-8 |

1914 Federal League Fielding Highlights



Triple plays

May 13 Brooklyn Batter: Ward Miller, Chi

Men on first and second. Ward Miller hit line drive to CF Benny Kauff, who threw to SS Al Halt, who tagged baserunner LaRue Kirby, and then threw to first, where 1b Claude Cooper tagged baserunner Babe Borton for third out to end the inning.

June 21 Buffalo Batter: Vern Duncan, Balt

Men on first and second. Duncan flied to Buffalo CF Clyde Engle. Engle threw to SS Roxey Roach, who tagged baserunner Otto Knabe at second base and then relayed to 1b Hal Chase, putting away baserunner Guy Zinn in 5-3 Baltimore win.

Individual fielding achievements

| <u>Date</u> | <u>Player</u> | <u>Description</u> |
|-------------|-----------------------|--|
| Apr 22 | Al Scheer, Nwk | Threw out three Baltimore baserunners at home in 13-7 win at Baltimore |
| Apr 23 | Jim Kelly, Pitt | Threw out StL baserunners Babe Borton and Doc Crandall at home, but Rebels lost 8-7 |
| Apr 29 | Jim Kelly, Pitt | Threw out KC's George Perring at 3b and Art Kruger at home in 4-2 Rebel victory |
| May 5 | Steve Evans, Bkn | Threw out KC's Chad Chadbourne at home and Al Shaw at 3b in 5-4 loss to Packers |
| May 9 | Al Scheer, Newk | Threw out StL 3b Charlie Deal at home in seventh inning to preserve 3-2 lead, win |
| May 20 | Grover Gilmore, KC | Gilmore threw out Benny Kauff twice, once at third base and once at home in 9-7 KC win |
| May 20 | Rebel Oakes, Pitt | Gunned down Newark's Jimmy Esmond twice at home in 5-4, 11-inning loss to Newark |
| May 24 | Germany Schaefer, Nwk | Schaefer threw out Babe Borton and Charlie Deal at home, but Pepper lost to StL 3-1 |
| June 1 | Bill Rariden, Nwk | Threw out three Brooklyn base-stealing attempts, but Newark lost 2-1 in 10 innings |
| Aug 1 | Jim Kelly, Pitt | Threw out baserunners Chad Chadbourne, George Perring at home in 1-0 loss to KC |
| Sept 5 | Geo. Anderson, Bkn | Threw out Chicago's Rollie Zeider at third, Mike Prendergast at home in 6-1 loss |
| Sept 6 | Gil Whitehouse, Nwk | Threw out Ward Miller and Babe Barton at home in consecutive innings in 5-1 win |
| Sept 14 | Clyde Engle, Buff | Threw out Ty Helfrich, Happy Finneran at home in 8-3 loss to Tip-Tops |

Team fielding mishaps: five or more errors in one game and other team oddities

| <u>Date</u> | <u>Team</u> | <u>Errors</u> | <u>Details</u> |
|-------------|-------------|---------------|---|
| May 1 | Newark | 5 | Pepper committed five errors, letting in four unearned runs in 6-5 11-inning loss to KC. Errors by P George Kaislerling, C Bill Raridan, SS Jimmy Esmond, 3b Bill McKechnie, and RF Vin Campbell. |
| May 8 | Newark | 3 | Errors by 1b Germany Schaefer, SS Jimmy Esmond and CF Edd Roush opened the doors for St. Louis as the Terriers pushed over seven unearned runs , their entire scoring output, in a 7-0 win over Newark. |
| May 19 | KC | 5 | Kansas City managed a 10-6 win over Brooklyn, despite five errors that let in five unearned runs . 3b George Perring and SS Johnny Rawlings each committed two errors and C Drummond Brown made one error. |
| May 31#2 | | 5 | Kansas City lost to Chicago 5-2. The Pack infield committed five errors led to all five Chicago runs; P Alex Main, C Ted Easterly, 1b George Stovall, 2b Pep Goodwin and SS Johnny Rawlings all made errors. |
| June 1 | Pitt | 5 | Rebels edged KC 6-5 despite five miscues : P Elmer Knetzer, 1b Ed Konetchy, 2b Steve Yerkes, LF Jim Kelly, RF Al Wickland |
| June 7 | Pitt | 5 | Five errors led to all seven Chicago runs in 7-4 loss to Whales. Steve Yerkes made 2 errors on same play, plus errors by Al Wickland, Ed Konetchy, Rebel Oakes. In addition, C Claude Berry made a PB. |
| June 10 | Balt | 5 | Five errors , including two in 11th, handed 8-5 win to Newark. Catchers Yip Owens and Tony Jacklitsch combined for three errors (Owens 2, Jacklitsch) and SS Mickey Doolan made two errors. Jacklitsch dropped a pop fly, followed by Doolan's throwing error in the 11th, leading to three unearned runs and a Terrapin loss. |
| June 12 | Balt | 9 | Nine errors in 10-2 loss to Newark Newark scored four unearned runs off nine Terrapin errors as the Baltimore defense suffered a total meltdown against the Pepper. SS Fred Smith made three errors, 3b Al Halt two miscues, and single errors by 2b Dave Howard, LF George Anderson and pitchers Dan Marion and Bill Herring. |
| June 7 | Pitt | 5 | Chicago scored seven unearned runs to beat Pittsburgh 7-4 on June 7, including a a freebie provided by Rebels 2b Steve Yerkes , who booted a ground ball letting in one run and, while questioning the umpire, allowed another run to score . Altogether the Rebels made five errors, including two by Yerkes, along with errors by 1b Ed Konetchy, LF Al Wickland and CF Rebel Oakes. C Claude Berry added to the fielding woes with a passed ball. |

June 13 St.L 2 Errors by P Frank Allen and SS Marty Breghammer **led to four unearned runs**, all that Chicago needed as Bob Groom blanked the Rebels 4-0 on three hits. Losing pitcher Allen also only allowed three hits, but the four unearned runs were too much to overcome.

July 10 Chi 6 Six errors in 13-6 loss to Baltimore
Whales defense suffered **bad day in the field, totaling six errors** including two by 3b Harry Fritz, and errors by SS Jimmy Smith, 2b Rollie Zeider, LF Les Mann and P Dave Black as Terps scored four unearned runs in lopsided win over Chicago.

July 14 Balt 5 Five errors in 9-2 loss to St. Louis
Terps **SS Mickey Doolin booted three chances**, 1b Joe Agler made one error and P Rankin Johnson booted a play as the Terp defense allowed five unearned runs in the first four innings.

July 14 Bkn 6 Six errors in 16-0 loss to St. Louis
Tips defense was abysmal in a 16-0 blowout loss the St. Louis. 3b Al Halt made two errors and 2b Lee Magee, SS Fred Smith, LF Claude Cooper and RF George Anderson all committed errors. In addition, C Mike Simon made two passed balls.

Aug 13 KC 5 Five errors in 5-3 loss to Newark
Poor defense allowed four unearned runs in first three innings; C Ted Easterly two errors, 1b George Stovall, P Chief Johnson, RF Grover Gilmore one error apiece.

Aug 20 Balt & Pitt 10 (comb) Pittsburgh won a 6-4 decision in which **all 10 runs in the game were unearned**. The Rebels scored six unearned runs in the first, all off Terrapin starter Rankin Johnson, on errors by Terp 3b Vern Duncan and CF Jack McCandless. Johnson held the Rebels scoreless after the strange six-run first inning, but the damage was done. The Terps answered with four unearned runs in the fourth on a pair of errors by Rebels 3b Mike Mowrey and an error by RF Jim Kelly.

Sept 26 Nwk 5 **Five errors** 7-6 loss to Brooklyn. SS Jimmy Esmond 2 errors, 3b Ted Reed, LF Al Scheer, RF Gil Whitehouse 1 each in disappointing season-ending game for Newark.

Fielding mishaps and oddities (*individual*)

| <u>Date</u> | <u>Player</u> | <u>Description</u> |
|-------------|-------------------------|---|
| Apr 25 | CF Vin Campbell, Nwk | 3 errors in 11-4 win over Buffalo |
| May 26 | SS Johnny Rawlings, KC | 3 errors in 8-5, 10-inning win over Baltimore |
| July 14 | SS Mickey Doolan, Bkn | 3 errors in 9-2 loss to St. Louis |
| July 22 | C Tony Jacklitsch, Balt | 3 errors in 9-2 win over Kansas City |
| Aug 6 | P Earl Moseley, Nwk | 3 errors in 5-2 loss to Buffalo, resulted in three unearned runs |
| Aug 12 | SS Fred Smith, Bkn | 3 errors led to 4 unearned runs in 5-3 loss to Pittsburgh |
| Aug 18 | SS Ernie Johnson, StL | 3 errors in 4-3, 15-inning Terriers win over Newark |
| Sept 21 | SS Jimmy Esmond, Nwk | 3 errors in 2-1, 10-inning loss to Buffalo; dropped Pepper two games behind Chicago |



Newark LF **Al Scheer** threw out three Baltimore baserunners in one game on Apr 22 in a 13-7 Pepper win. For the season, Scheer threw out nine baserunners.

1914 Federal League Fielding

Regular players and players who logged significant time at a listed position are shown. Errors listed show errors committed *only at listed position*. Only players with significant playing time are listed.

| | | | |
|-------------------------|----|------------------------|----|
| Catcher | E | Tom Downey, Buff | 6 |
| Yip Owens, Balt | 33 | Pep Goodwin, KC | 5 |
| Drummond Brown, KC | 24 | Arnold Hauser, Chi | 5 |
| Grover Hartley, StL | 20 | | |
| Tony Jacklitsch, Balt | 17 | Third base | E |
| Walter Blair, Buff | 16 | Mike Mowrey, Pitt | 24 |
| William Fischer, Chi | 16 | Al Halt, Bkn | 22 |
| Claude Berry, Pitt | 14 | Jimmy Walsh, StL-Balt | 21 |
| Harry Chapman, StL | 13 | George Perring, KC | 20 |
| Nick Allen, Buff | 12 | Bill McKechnie, Nwk | 15 |
| Grover Land, Bkn | 12 | Harry Lord, Buff | 14 |
| Ted Easterly, KC | 11 | Harry Fritz, Chi | 9 |
| Bill Rariden, Nwk | 11 | Tex Westerzil, 3 tms | 7 |
| Art Wilson, Chi | 5 | Charlie Deal, StL | 6 |
| | | | |
| First base | E | Left Field | E |
| Hap Myers, Bkn | 15 | Al Scheer, Nwk | 17 |
| Fred Beck, Chi | 14 | Al Wickland, Pitt | 15 |
| George Stovall, KC | 14 | Claude Cooper, Bkn | 9 |
| Ed Konetchy, Pitt | 14 | Ward Miller, StL | 9 |
| Hal Chase, Buff | 13 | Les Mann, Chi | 8 |
| Babe Borton, StL | 11 | Guy Zinn, Balt | 8 |
| Emil Huhn, Nwk | 10 | Benny Meyer, Buff | 5 |
| Joe Agler, Buff-Balt | 9 | Al Shaw, KC | 5 |
| Harry Swacina, Balt | 9 | Jack McCandless, Balt | 4 |
| Hugh Bradley, 3 tms | 6 | Vern Duncan, Balt | 4 |
| Rupert Mills, Nwk | 5 | | |
| | | Center Field | E |
| Second base | E | Chad Chadbourne, KC | 15 |
| Frank LaPorte, Nwk | 21 | Dutch Zwilling, Chi | 15 |
| Bill Kenworthy, KC | 20 | Rebel Oakes, Pitt | 14 |
| Baldy Louden, Buff | 19 | Edd Roush, KC | 9 |
| Bobby Vaughn, StL | 19 | Clyde Engle, Buff | 8 |
| Steve Yerkes, Pitt | 18 | Benny Kauff, Nwk | 8 |
| Lee Magee, Bkn | 15 | Jack McCandless, Balt | 7 |
| Rollie Zeider, Chi | 13 | Vern Duncan, Balt | 5 |
| Jack Farrell, Chi | 8 | Jim Kelly, Pitt | 4 |
| John Gallagher, Balt | 8 | Guy Zinn, Balt | 4 |
| Otto Knabe, Balt | 7 | Delos Drake, StL | 2 |
| Tom Downey, Buff | 7 | | |
| | | Right field | E |
| Shortstop | E | Steve Evans, Balt-Bkn | 12 |
| Ernie Johnson, StL | 42 | Jim Kelly, Pitt | 12 |
| Johnny Rawlings, KC | 40 | George Anderson, Bkn | 11 |
| Fred Smith, Buff-Bkn | 36 | Jack Tobin, StL | 10 |
| Jimmy Smith, Chi-Balt | 34 | Vin Campbell, Nwk | 8 |
| Jimmy Esmond, Nwk | 31 | Jack Dalton, Buff | 5 |
| Marty Breghammer, Pitt | 30 | Grover Gilmore, KC | 5 |
| Mickey Doolan, Balt-Chi | 30 | Max Flack, Chi | 5 |
| Roxey Roach, Buff | 21 | Delos Drake, StL | 3 |
| Al Halt, Bkn | 7 | | |
| | | | |
| Pitchers | E | Gene Krapp, Buff | 4 |
| Earl Moseley, Nwk | 10 | Russ Ford, Buff | 4 |
| Frank Allen, Pitt | 9 | Jim Bluejacket, Bkn | 4 |
| Chief Johnson, KC | 8 | Happy Finneran, Bkn | 4 |
| Dan Marion, Bkn | 8 | George Kaiserling, Nwk | 4 |
| Chief Bender, Balt | 7 | Alex Main, KC | 4 |
| Hugh Bedient, Buff | 6 | Ed Reulbach, Nwk | 4 |
| Doc Crandall, StL | 6 | Nick Cullop, KC | 3 |
| Gene Packard, KC | 6 | Bob Groom, StL | 3 |
| Bill Bailey, Balt | 5 | Harry Moran, Nwk | 3 |
| Dave Davenport, StL | 5 | | |


1915 Federal League fielding stats, continued

| Passed balls (leaders) | PB |
|------------------------|----|
| Walter Blair, Buff | 10 |
| Nick Allen, Buff | 8 |
| Claude Berry, Pitt | 8 |
| Grover Hartley, StL | 8 |
| Yip Owens, Balt | 7 |
| Grover Land, Bkn | 6 |
| Ted Easterly, KC | 6 |
| Harry Chapman, StL | 5 |
| William Fischer, Chi | 5 |
| Art Wilson, Chi | 5 |
| Paddy O'Connor, Pitt | 4 |
| Bill Rariden, Nwk | 3 |

| Outfield assists (leaders) | Asst |
|----------------------------|------|
| Al Scheer, Newk | 17 |
| Benny Meyer, Balt-Buff | 16 |
| Vin Campbell, Nwk | 15 |
| Steve Evan, Balt-Bkn | 14 |
| Grover Gilmore, KC | 13 |
| Max Flack, Chi | 12 |
| Jack Tobin, StL | 12 |
| Jack Dalton, Bkn | 11 |
| Jim Kelly, Pitt | 11 |
| George Anderson, Bkn | 10 |
| Edd Roush, Nwk | 9 |
| Vern Duncan, Balt | 8 |
| Art Kruger, KC | 8 |
| Rebel Oakes, Pitt | 8 |
| Al Scheer, Nwk | 8 |
| Chad Chadbourne, KC | 7 |
| Clyde Engle, Buff | 7 |
| Benny Kauff, Nwk | 7 |
| Dutch Zwilling, Chi | 7 |
| Les Mann, Chi | 6 |



Terriers SS **Ernie Johnson** committed 42 errors, most in the Federal League replay.



OF **Benny Meyer**, traded by Baltimore to Buffalo early in the season, led Fed outfielders with 16 assists.



Whales 3b **Harry Fritz** committed only nine errors in 90 games, one of the best fielding performances in the replay.

1915 Federal League Injury and Ejections Summary

| <u>Dates</u> | <u>Player, Team</u> | <u>Missed</u> | <u>Description</u> |
|--------------|------------------------|---------------|--|
| Apr 23 | Harry Moran, Nwk | 10 | Struck by line drive by Mickey Doolan, Balt |
| Apr 28 | Paddy O'Connor, Pitt | 23 | Collision with 1b Ed Konetchy chasing foul ball |
| May 15 | Art Wilson, Chi | 10 | Collision at home with Bill Rariden, Nwk, who was trying to score |
| May 16 | Edd Roush, Nwk | 2 | Hit by pitch thrown by Alex Main, KC |
| May 25 | Jimmy Smith, Chi | 6 | Collision with LF Les Mann chasing hit by Emil Huhn, Nwk |
| May 25 | Les Mann, Chi | 6 | Collision with SS Jimmy Smith chasing hit by Emil Huhn, Nwk |
| May 27 | Jack Dalton, Buff | 7 | Ran into CF fence making final out of game v. Pitt |
| May 30 | Emil Huhn, Nwk | 5 | Ran into stands chasing foul ball hit by Joe Agler, Balt |
| June 1 | Baldy Loudon, Buff | 1 | Collision with LF Tex McDonald chasing 2b by Harry Swacina, Balt |
| June 1 | Tex McDonald, Buff | 23 | Collision with SS Baldy Loudon chasing 2b by Harry Swacina, Balt |
| June 4 | Jim Kelly, Ptt | 4 | Collision with CF Rebel Oakes chasing triple by Al Shaw, KC |
| June 6 | Harry Lord, Buff | 11 | Struck by line drive hit by Emil Huhn, Nwk |
| June 6 | Al Wickland, Pitt | 3 | Injured sliding into 2b v Chicago |
| June 7 | Jack McCandless, Balt | 6 | Ran into fence chasing 2b by Steve Evans, Bkn |
| June 11 | Vin Campbell, Nwk | 15 | Collision with 2b Frank LaPorte, 1b Emil Huhn chasing Guy Zinn, Balt single |
| June 11 | Frank LaPort, Nwk | 1 | Collision with RF Vin Campbell, 1b Emil Huhn chasing Guy Zinn, Balt single |
| June 11 | Emil Huhn, Nwk | 7 | Collision with RF Vin Campbell, 2b Frank LaPorte chasing Guy Zinn, Balt single |
| June 18 | Edd Roush, Nwk | 2 | Hit wall catching fly ball hit by Ed Lafitte, Bkn |
| June 26 | Frank Smith, Bkn | 13 | Collision along first baseline making play on Ed Konetchy, Pitt |
| June 27 | Fred Beck, Chi | 6 | Collision with Baltimore batter Mickey Doolan along first baseline |
| July 7 | Grover Hartley, StL | 5 | Collision with 1b Babe Borton chasing foul ball hit by Geo. Anderson, Bkn |
| July 17 | Roxey Roach, Buff | 19 | Hit by pitch thrown by Nick Cullop, KC |
| July 21 | George Stovall, KC | 6 | Collision with C Ted Easterly chasing foul ball by Guy Zinn, Balt |
| July 21 | Ted Easterly, KC | 5 | Collision with 1b Geo. Stovall chasing foul ball by Guy Zinn, Balt |
| July 27 | Mickey Doolan, Balt | 1 | Collision with LF Vern Duncan chasing double by Edd Roush, Nwk |
| July 27 | Vern Duncan, Balt | 2 | Collision with SS Mickey Doolan chasing double by Edd Roush, Nwk |
| Aug 2 | Otto Knabe, Balt | 23 | Collision with RF Steve Evans chasing single by Hap Myers, Bkn |
| Aug 8 | Marty Breghammer, Pitt | 11 | Collision with LF Al Wickland chasing double by Tex Wisterzil, Chi |
| Aug 8 | Al Wickland, Pitt | 1 | Collision with SS Mary Breghammer chasing double by Tex Wisterzil, Chi |
| Aug 14 | Al Wickland, Pitt | 1 | Collision with CF Rebel Oakes chasing triple by Al Scheer, Nwk |
| Aug 30 | Enos Kirkpatrick, Balt | 13 | Hit by bunt while charging toward plate; struck by Joe Weiss, Chi |
| Aug 31 | Al Shaw, KC | 6 | Collision with CF Chad Chadbourne chasing double by Frank LaPorte, Nwk |
| Sept 17 | Edd Roush, Nwk | 2 | Ran into fence trying to catch fly ball by Ken Crawford, Balt |
| Aug 25 | Harry Smith, Bkn | 1 | Hit by foul tip off bat of Bill Rariden, Nwk |

| Injury summary by team | <u>Injuries</u> | <u>Games Missed</u> |
|-------------------------------|-----------------|---------------------|
| Buffalo | 5 | 61 |
| Baltimore | 5 | 45 |
| Newark | 7 | 44 |
| Pittsburgh | 6 | 43 |
| Chicago | 4 | 28 |
| Brooklyn | 2 | 15 |
| Kansas City | 2 | 12 |
| St. Louis | 2 | 10 |

Ejections

| | | |
|---------|-----------------------|--|
| June 3 | Harry Lord, Buff | While batting, argued strikeout ball v. Balt |
| June 15 | William Fischer, Chi | Argued fielding call at plate v. Pitt |
| July 10 | Cy Falkenberg, Nwk | Argued strikeout call, while batting, v KC |
| July 27 | Harry Chapman, StL | Argued strikeout call, while batting, v Pitt |
| Aug 14 | Tony Jacklitsch, Blat | While catching, argued BB call v. StL |
| Aug 15 | Chad Chadbourne, KC | Picked off at 1b by Dan Marion, Bkn, argued call |

May 26, 1915

Newark 6, Chicago 0

Pepper hurler Earl Moseley no-hits league-leading Chicago Whales, fans nine.

Newark righthander Earl Moseley threw a no-hit gem to lift the Peppers over Chicago 6-0, pulling the Peppers to within three games of the Federal League lead. The win evened Moseley's record at 4-4 and was his third shutout of the season and improved Newark's record to 23-18. Chicago, who list the opener of the three-game series to Newark's George Kaiserling 5-1 the day before, fell to 26-15.

Mosley only allowed five baserunners, three via walks, while striking out nine. Mosley walked Dutch Zwilling in the first inning, Bill Jackson in the second inning and, with two outs in the ninth, issued a walk to Whales C Art Wilson, who was returning to the Chicago lineup after 10 days on the injured list. Only one Whales batter, Al Wickland, reached second, stealing the base after getting aboard via a fielder's choice in the first.

Two batters, losing pitcher Mike Prendergast and SS Joe Tinker, got aboard via errors by Pepper 1b Emil Huhn and 2b Jack Farrell.



Earl Moseley

The Peppers gave Mosely a 2-0 lead in the first on a two-run double by Frank LaPorte. Newark added two more in the fourth when Emil Huhn and Edd Roush both scored on a two-base error by Whales 3b Rollie Zeider. Newark also scored two more single runs late in the game on a sac fly by C Bill Rariden and an RBI single by Huhn.

Moseley's no-hitter was the second straight Newark win over Chicago. The Peppers won the opener of the three-game series with a 5-1 win behind George Kaiserling.

| Chicago | | | | Newark | | | | | |
|---------------|-----------|----------|----------|----------|--------------|-----------|----------|-----------|----------|
| | AB | R | H | RBI | | AB | R | H | RBI |
| Hanford rf | 4 | 0 | 0 | 0 | Campbell rf | 5 | 0 | 0 | 0 |
| Zwilling cf | 3 | 0 | 0 | 0 | Esmond ss | 4 | 1 | 1 | 0 |
| Wickland lf | 4 | 0 | 0 | 0 | McKechnie 3b | 4 | 1 | 1 | 0 |
| A Wilson c | 3 | 0 | 0 | 0 | Scheer lf | 4 | 1 | 2 | 0 |
| a- Flack pr | 0 | 0 | 0 | 0 | LaPorte 2b | 4 | 0 | 2 | 2 |
| Zeider 3b | 2 | 0 | 0 | 0 | Huhn 1b | 3 | 2 | 2 | 1 |
| b- Fischer ph | 1 | 0 | 0 | 0 | Schaefer 1b | 0 | 0 | 0 | 0 |
| Tinker ss | 3 | 0 | 0 | 0 | Roush cf | 3 | 1 | 1 | 0 |
| Farrell 2b | 3 | 0 | 0 | 0 | Rariden c | 2 | 0 | 1 | 1 |
| Jackson 1b | 2 | 0 | 0 | 0 | Moseley p | 4 | 0 | 0 | 0 |
| Prendergast | 3 | 0 | 0 | 0 | Total | 33 | 6 | 10 | 4 |
| Total | 26 | 0 | 0 | 0 | | | | | |

Chicago 000 000 000 - 0

Newark 200 201 10x - 6

E - Zeider; Farrell, Huhn. **PB**- A. Wilson. **LOB** - Chicago 3, Newark 7. **BB** - Zwilling, A. Wilson, Zeider; Huhn. **2B** - Esmond, Roush, LaPorte, Rariden. **SB** - Wickland; Scheer. **Sac** - Rariden. **SF**- Rariden. **GIDP** - Hanford. **HBP** - Roush (by Prendergast).

| Chicago | IP | H | R | ER | HR | BB | SO |
|-------------------|-----|----|---|----|----|----|----|
| Prendergast L 3-3 | 8.0 | 10 | 6 | 4 | 0 | 1 | 2 |

| Newark | IP | H | R | ER | HR | BB | SO |
|---------------|-----|---|---|----|----|----|----|
| Moseley W 4-4 | 9.0 | 0 | 0 | 0 | 0 | 3 | 9 |

HB- Prendergast (hit Roush).

June 16, 1915

Newark 1, Chicago 0

George Kaiserling throws no-hitter for Peppers; edges Buffalo 1-0



George Kaiserling

Righthander George Kaiserling recorded Newark's second no-hitter within a three-week span, outdueling Buffalo's Hugh Bedient 1-0. The win was the second-place Peppers' eighth straight win and kept them within three games of league-leading Chicago.

Kaiserling missed a perfect game by only one batter, walking Blues leadoff man Benny Meyer to lead off the fourth inning. Meyer stole second, but that was the only offense generated by the Blues, who lost their fifth in a row. In completing his no-hit gem, Kaiserling recorded 15 outs via ground balls and struck out three Blues hitters.

Even though Kaiserling threw a no-hitter, his victory was not an easy win. Buffalo's Hugh Bedient only allowed five hits and did not give up a run until two outs in the bottom of the ninth, when Peppers SS Jimmy Esmond, aboard via an error by Bedient, slid home ahead of a throw to the plate by Blues SS Roxey Roach. The unearned run handed Bedient his seventh loss of the campaign while Kaiserling improved to 8-3 on the season.

The win lifted Newark's record to 38-23. The Blues (24-37) remained mired in last place in the Federal League, tied with Pittsburgh and Baltimore.

| Buffalo | AB | R | H | RBI | Newark | AB | R | H | RBI |
|----------------|-----------|----------|----------|----------|---------------|-----------|----------|-----------|----------|
| Meyer lf | 3 | 0 | 0 | 0 | Schaefer rf | 4 | 0 | 1 | 0 |
| Louden 2b | 3 | 0 | 0 | 0 | Esmond ss | 4 | 1 | 1 | 0 |
| Chase 1b | 3 | 0 | 0 | 0 | Roush cf | 4 | 0 | 2 | 0 |
| Engle rf | 3 | 0 | 0 | 0 | LaPorte 2b | 3 | 0 | 0 | 1 |
| Roach ss | 3 | 0 | 0 | 0 | Scheer lf | 3 | 0 | 0 | 0 |
| Hofman cf | 3 | 0 | 0 | 0 | McKechnie 3b | 3 | 0 | 1 | 0 |
| Downey 3b | 3 | 0 | 0 | 0 | Mills 1b | 3 | 0 | 0 | 0 |
| Blair c | 3 | 0 | 0 | 0 | Rariden c | 3 | 0 | 0 | 0 |
| Bedient p | 3 | 0 | 0 | 0 | Kaiserling p | 3 | 0 | 0 | 0 |
| Total | 27 | 0 | 0 | 0 | Total | 33 | 6 | 10 | 4 |

Buffalo 000 000 000 - 0

Newark 000 000 001 - 1 2 out in bottom ninth when winning run scored

E - Bedient, Blair. **PB**- A. Wilson. **LOB** - Buffalo 1, Newark 4. **BB** - Meyer. **2B** - McKechnie. **SB** - Meyer; LaPorte. **CS**- Roush. **Sac** - LaPorte. **GDP** - LaPorte.

| Buffalo | <u>IP</u> | <u>H</u> | <u>R</u> | <u>ER</u> | <u>HR</u> | <u>BB</u> | <u>SO</u> |
|----------------|-----------|----------|----------|-----------|-----------|-----------|-----------|
| Bedient L 7-7 | 8.2 | 5 | 1 | 0 | 0 | 0 | 5 |

| Newark | <u>IP</u> | <u>H</u> | <u>R</u> | <u>ER</u> | <u>HR</u> | <u>BB</u> | <u>SO</u> |
|------------------|-----------|----------|----------|-----------|-----------|-----------|-----------|
| Kaiserling W 8-3 | 9.0 | 0 | 0 | 0 | 0 | 1 | 3 |

July 7, 1915

Pittsburgh 12, Buffalo 11

Ed Konetchy, Pitt

Rebels' Konetchy hits three-run HR to win game, drives in six in slugfest

Pittsburgh 1b Ed Konetchy drove in six runs to lead the sixth-place Rebels (38-44) to a wild 12-11 win over seventh place Buffalo (34-38), capping his big day with a three-run home run in the eighth inning that proved to be the game winner in a wild back-and-forth game.

Pittsburgh got off to a fast start in the first when player-manager Rebel Oakes hit a three-run HR off Buffalo starter Ed Lafitte, making his first start for the Blues since being acquired from Brooklyn. After Buffalo scored in the top of the second, the Rebs piled up six more runs in the bottom of the inning, highlighted by a three-run double by Konetchy, seizing what looked like an insurmountable 9-1 lead. Ed Lafitte, who started for Buffalo, walked five in less than two innings of work, all of whom scored, before giving way to reliever George LeClair

Buffalo, however, rebounded in the top of the third, driving Pittsburgh starter Walt Dickson from the game with six hits, scoring five runs, to cut the Rebels lead to 9-6. The Blues added another run in the fourth on a pair of Rebel errors to make it 9-7. The Blues then took an 11-9 lead in the fifth with a four-run rally highlighted by an RBI single by Clyde Engle and a two-run double by SS Roxey Roach off Pittsburgh reliever Ralph Comstock.

Blues reliever LeClair had kept the Rebels scoreless from the second through the seventh, but ran into trouble in the eighth, giving up back-to-back singles to Marty Breghammer and Al Wickland and, two batters later, served up a three-run homer to Konetchy, his eighth HR of the 1915 season. Konetchy's HR gave the Rebels a 12-11 lead, which reliever Clint Rogge preserved in the ninth.

Pittsburgh has won five of its last seven games to tie them with Brooklyn, 12 games behind. For the Blues, the setback was their second straight loss, dropping them to sixteen games in back of league-leading Chicago.

| Buffalo | AB | R | H | RBI | Pittsburgh | AB | R | H | RBI |
|----------------|-----------|-----------|-----------|-----------|-------------------|-----------|-----------|----------|-----------|
| Meyer lf | 6 | 0 | 1 | 0 | Breghammer ss | 4 | 3 | 2 | 0 |
| Downey 3b | 5 | 2 | 1 | 0 | Wickland lf | 2 | 3 | 1 | 1 |
| Chase 1b | 6 | 3 | 3 | 0 | Oakes cf | 4 | 2 | 1 | 4 |
| McDonald rf | 5 | 1 | 2 | 1 | Konetchy 1b | 5 | 2 | 3 | 6 |
| Hofman rf | 1 | 0 | 1 | 0 | Yerkes 2b | 5 | 0 | 0 | 0 |
| Louden 2b | 6 | 1 | 2 | 1 | Mowrey 3b | 2 | 0 | 1 | 1 |
| Engle cf | 4 | 3 | 2 | 2 | Lennox 3b | 2 | 0 | 0 | 0 |
| Roach ss | 5 | 1 | 3 | 3 | J Kelly rf | 4 | 0 | 1 | 0 |
| Blair c | 5 | 0 | 0 | 0 | Berry c | 3 | 1 | 0 | 0 |
| Lafitte p | 0 | 0 | 0 | 1 | Dickson p | 1 | 1 | 0 | 0 |
| LeClair p | 4 | 0 | 2 | 2 | Comstock p | 1 | 0 | 0 | 0 |
| Total | 47 | 11 | 17 | 10 | J Lewis ph | 0 | 0 | 0 | 0 |
| | | | | | O'Connor ph | 1 | 0 | 0 | 0 |
| | | | | | Total | 33 | 12 | 9 | 12 |

Buffalo 015 140 000 - 11

Pittsburgh 360 000 03x - 12

E -Louden; Oakes, Kelly, Yerkes. **LOB** - Buffalo 8, Pittsburgh 4. **BB** - Downey, Engle; Breghammer, Wickland 3, Oakes, Berry, Dickson, J Lewis. **2B** - Roach 2, Louden; Konetchy. **3b**- Hofman. HR- Oakes (1), Konetchy (8). **CS**- Meyer. **Sac** - Lafitte. **GIDP** - Wickland, Berry.

| Buffalo | <u>IP</u> | <u>H</u> | <u>R</u> | <u>ER</u> | <u>HR</u> | <u>BB</u> | <u>SO</u> |
|----------------|-----------|----------|----------|-----------|-----------|-----------|-----------|
| Lafitte | 1.3 | 4 | 8 | 8 | 1 | 5 | 0 |
| LeClair L 0-1 | 6.7 | 5 | 3 | 3 | 1 | 3 | 1 |

| Pittsburgh | <u>IP</u> | <u>H</u> | <u>R</u> | <u>ER</u> | <u>HR</u> | <u>BB</u> | <u>SO</u> |
|-------------------|-----------|----------|----------|-----------|-----------|-----------|-----------|
| Dickson | 2.7 | 8 | 6 | 6 | 0 | 1 | 1 |
| Comstock | 2.3 | 5 | 5 | 0 | 0 | 1 | 2 |
| Rogge W 9-7 | 4.0 | 4 | 0 | 0 | 0 | 0 | 3 |

July 10, 1915, Federal League

St. Louis 5, Buffalo 0

Terriers Dave Davenport no-hits Buffalo for 14th win

St. Louis righty Dave Davenport blanked the Blues 5-0 on no hits, pulling the Terriers (47-37) to within three games of the Federal League co-leaders, Chicago and Newark (both 50-34).

Davenport struck out six and walked three and one batter got aboard via an error by StL 3b Tex Wisterzil. In the third inning, Davenport walked Tom Downey, who moved to second on a sacrifice by Nick Allen. He then walked Roxey Roach, putting men on first and second, but he retired the next batter, Jack Dalton, on a groundout. In addition to his spectacular pitching performance, Davenport was 3-4 at the plate.

The game was a scoreless battle between Davenport and Buffed starter Hugh Bedient for six innings, but Terriers SS Ernie Johnson broke the game open with a three-run HR in the seventh and Jack Tobin added two more runs in the ninth with a two-run triple off Al Schulz, on in relief.

The win snapped a two-game losing streak for St. Louis and continued a slump for Buffalo (34-49), who has five of its last eight games and is 15 games out of the lead.



Dave Davenport

| St. Louis | AB | R | H | RBI | Buffalo | AB | R | H | RBI |
|--------------|-----------|----------|-----------|----------|--------------|-----------|----------|----------|----------|
| Tobin cf | 5 | 0 | 1 | 2 | Roach ss | 3 | 0 | 0 | 0 |
| Vaughn 2b | 4 | 0 | 1 | 0 | Dalton rf | 4 | 0 | 0 | 0 |
| W Miller lf | 4 | 0 | 0 | 0 | Louden 2b | 4 | 0 | 0 | 0 |
| Borton 1b | 4 | 1 | 3 | 0 | Chase 1b | 3 | 0 | 0 | 0 |
| Drake cf | 3 | 0 | 0 | 0 | Engle cf | 3 | 0 | 0 | 0 |
| Chapman c | 3 | 2 | 1 | 0 | Hofman lf | 3 | 0 | 0 | 0 |
| E Johnson ss | 4 | 1 | 1 | 3 | Downey 3b | 1 | 0 | 0 | 0 |
| Wisterzil 3b | 4 | 1 | 2 | 0 | McDonald ph | 1 | 0 | 0 | 0 |
| Davenport p | 4 | 0 | 3 | 0 | Lord 3b | 0 | 0 | 0 | 0 |
| Total | 35 | 5 | 12 | 5 | N Allen c | 2 | 0 | 0 | 0 |
| | | | | | Bedient p | 2 | 0 | 0 | 0 |
| | | | | | Meyer ph | 1 | 0 | 0 | 0 |
| | | | | | Total | 27 | 0 | 0 | 0 |

St. Louis 000 000 302- 5
Buffalo 000 000 000 - 0

E - Wisterzil; N. Allen. **LOB** - St. Louis 6; Buffalo 3. **BB** - Vaughn, Chapman; Roach, Engle, Downey. **3B** - Borton, Tobin. **HR** - e. Johnson (4). **CS** - Vaughn, W. Miller; Roach. **Sac** - Drake; Allen. **GIDP** - Drake, Wisterzil.

| St. Louis | IP | H | R | ER | HR | BB | SO |
|------------------|-----|---|---|----|----|----|----|
| Davenport W 14-6 | 9.0 | 0 | 0 | 0 | 0 | 3 | 6 |

| Buffalo | IP | H | R | ER | HR | BB | SO |
|---------------|-----|----|---|----|----|----|----|
| Bedient L 7-9 | 8.0 | 10 | 3 | 3 | 1 | 1 | 2 |
| Schulz | 1.0 | 2 | 2 | 2 | 0 | 1 | 1 |

July 23 1915 (Federal League)

Newark 2, Chicago 0

Earl Moseley no-hits Whales for second time in season; Whales fall into third place

Newark righthander Earl Moseley continued Newark's torrid July run with his second no-hit win of the season, both against the Whales, dropping Chicago (56-43) four games out of first place and into third place, a game behind St. Louis (59-41). Newark now stands at 62-37, three games ahead of the Terriers.

The win was Moseley's fourth consecutive complete game win. Moseley only allowed four baserunners, two via errors by Pepper SS Jimmy Esmond; Rollie Zeider, who was struck by a Moseley pitch in the sixth inning; and PH Art Wilson, who drew Moseley's only base on balls of the game. None of the baserunners advance beyond first base.

Both Newark runs resulted from a third inning triple by Edd Roush, scoring Moseley, who had singled, and Esmond, who had walked. The losing pitcher was Mike Prendergast, who also was the loser in Moseley's first no-hitter on May 26.

Moseley's no-hitter was Newark's third no-hit win of the season and their 13th win in their last 17 games, during which they have taken the league lead away from Chicago, who had been two games ahead of the Pepper by two games on July 6. The win improved Moseley's record to 11-8.

| <u>Chicago</u> | <u>AB</u> | <u>R</u> | <u>H</u> | <u>RBI</u> | <u>Newark</u> | <u>AB</u> | <u>R</u> | <u>H</u> | <u>RBI</u> |
|----------------|-----------|----------|----------|------------|---------------|-----------|----------|----------|------------|
| Zeider 2b | 2 | 0 | 0 | 0 | Campbell rf | 4 | 0 | 1 | 0 |
| A. Wilson ph | 0 | 0 | 0 | 0 | McKechnie 3b | 4 | 0 | 0 | 0 |
| Beck pr | 0 | 0 | 0 | 0 | Esmond ss | 3 | 1 | 0 | 0 |
| Flack rf | 4 | 0 | 0 | 0 | Roush cf | 3 | 0 | 1 | 2 |
| Fischer c | 3 | 0 | 0 | 0 | Scheer lf | 4 | 0 | 0 | 0 |
| Hanford lf | 3 | 0 | 0 | 0 | LaPorte 2b | 3 | 0 | 0 | 0 |
| Zwilling ph | 1 | 0 | 0 | 0 | Huhn 1b | 3 | 0 | 0 | 0 |
| Wisterzil 3b | 3 | 0 | 0 | 0 | Rariden c | 3 | 0 | 1 | 0 |
| Jackson 1b | 3 | 0 | 0 | 0 | Moseley p | 3 | 1 | 1 | 0 |
| Mann cf | 3 | 0 | 0 | 0 | Total | 29 | 2 | 4 | 2 |
| J Smith ss | 3 | 0 | 0 | 0 | | | | | |
| Prendergast p | 2 | 0 | 0 | 0 | | | | | |
| Fritz ph | 1 | 0 | 0 | 0 | | | | | |
| Total | 29 | 0 | 0 | 0 | | | | | |

Chicago 000 000 000 - 0

Newark 002 000 000 - 2

E - Zeider; **Esmond 2**. **LOB** - Chicago 4, Newark 5. **BB** - A. Wilson; Esmond, Roush 2. **2B** - Rariden. **3B** - Rariden. **HBP** - Zeider (by Moseley).


| <u>Chicago</u> | <u>IP</u> | <u>H</u> | <u>R</u> | <u>ER</u> | <u>HR</u> | <u>BB</u> | <u>SO</u> |
|--------------------|-----------|----------|----------|-----------|-----------|-----------|-----------|
| Prendergast L 12-8 | 7.0 | 4 | 2 | 2 | 0 | 2 | 4 |
| Hendrix | 1.0 | 0 | 0 | 0 | 0 | 1 | 0 |

| <u>Newark</u> | <u>IP</u> | <u>H</u> | <u>R</u> | <u>ER</u> | <u>HR</u> | <u>BB</u> | <u>SO</u> |
|----------------|-----------|----------|----------|-----------|-----------|-----------|-----------|
| Moseley W 11-8 | 9.0 | 0 | 0 | 0 | 0 | 1 | 7 |

HB- Moseley (hit Zeider).

July 24 1915 (Federal League)

Newark 3, Chicago 0



Ed Reulbach

Ed Reulbach makes it back-to-back no-hitters for Pepper over Chicago;

Whales fall five back

In a pitching rarity, Newark's Ed Reulbach followed upon Earl Moseley's no-hitter the day before with a no-hitter of his own. It was the third time the Whales have been held hitless by the Pepper in the 1915 season, two by Moseley and, now, the no-hitter by Reulbach.

The victory was the fourth straight win for Reulbach, who improved to 14-4. He only faced 29 batters, striking out Max Flack and William Fischer and walking Jimmy Smith in the ninth. The loser was Chicago's ace, George McConnell (16-8).

Newark's runs all came in the third inning when Edd Roush doubled home Vin Campbell and Al Scheer followed with a two-run single.

Newark, on a 14-4 run, is 61-37, three games ahead of St. Louis (57-40) and five games ahead of Chicago (56-42).

| <u>Chicago</u> | <u>AB</u> | <u>R</u> | <u>H</u> | <u>RBI</u> | <u>Newark</u> | <u>AB</u> | <u>R</u> | <u>H</u> | <u>RBI</u> |
|----------------|-----------|----------|----------|------------|---------------|-----------|----------|----------|------------|
| Zeider 2b | 4 | 0 | 0 | 0 | Campbell rf | 4 | 1 | 2 | 0 |
| Flack rf | 4 | 0 | 0 | 0 | McKechnie 3b | 4 | 0 | 1 | 0 |
| Fischer c | 3 | 0 | 0 | 0 | Esmond ss | 4 | 0 | 1 | 0 |
| Hanford lf | 3 | 0 | 0 | 0 | Roush cf | 4 | 1 | 1 | 1 |
| Wisterzil 3b | 3 | 0 | 0 | 0 | Scheer lf | 3 | 0 | 1 | 2 |
| Beck 1b | 3 | 0 | 0 | 0 | LaPorte 2b | 3 | 0 | 0 | 0 |
| Mann cf | 3 | 0 | 0 | 0 | Huhn 1b | 3 | 0 | 1 | 0 |
| J Smith ss | 2 | 0 | 0 | 0 | Rariden c | 3 | 0 | 0 | 0 |
| McConnell p | 2 | 0 | 0 | 0 | Reulbach p | 3 | 0 | 0 | 0 |
| Mann cf | 3 | 0 | 0 | 0 | Total | 31 | 3 | 7 | 3 |
| J Smith ss | 3 | 0 | 0 | 0 | | | | | |
| Prendergast p | 2 | 0 | 0 | 0 | | | | | |
| Fritz ph | 1 | 0 | 0 | 0 | | | | | |
| Total | 28 | 0 | 0 | 0 | | | | | |

Chicago 000 000 000 - 0

Newark 003 000 000 - 2

E – Rariden. **LOB** –Chicago 2, Newark 4. **BB** – J Smith. **2B** – Roush.

| Chicago | IP | H | R | ER | HR | BB | SO |
|------------------|-----------|----------|----------|-----------|-----------|-----------|-----------|
| McConnell L 16-8 | 8.0 | 7 | 3 | 3 | 0 | 0 | 2 |

| Newark | IP | H | R | ER | HR | BB | SO |
|---------------|-----------|----------|----------|-----------|-----------|-----------|-----------|
| Reulbach 14-4 | 9.0 | 0 | 0 | 0 | 0 | 1 | 3 |

1915 Federal League Replay Inside the Pennant Race

| | <i>Replay Results</i> | | | | <i>Real Life Results</i> | | |
|---------------------|-----------------------|-------------|-----------|---------------------|--------------------------|-------------|-----------|
| | <u>W-L</u> | <u>Pct.</u> | <u>GB</u> | | <u>W-L</u> | <u>Pct.</u> | <u>GB</u> |
| Chicago Whales | 95-59 | .617 | -- | Chicago Whales | 86-66 | .566 | -- |
| Newark Pepper | 93-61 | .604 | 2 | St. Louis Terriers | 87-64 | .565 | -- |
| St. Louis Terriers | 89-65 | .578 | 6 | Pittsburgh Rebels | 86-67 | .562 | ½ |
| Pittsburgh Rebels | 76-78 | .494 | 20 | Kansas City Packers | 81-72 | .529 | 5 ½ |
| Kansas City Packers | 72-82 | .468 | 24 | Newark Pepper | 80-73 | .256 | 6 |
| Brooklyn Tip-Tops | 71-83 | .461 | 25 | Buffalo Blues | 74-78 | .487 | 12 |
| Buffalo Blues | 65-89 | .422 | 31 | Brooklyn Tip-Tops | 70-82 | .461 | 16 |
| Baltimore Terrapins | 55-99 | .357 | 40 | Baltimore Terrapins | 47-107 | .305 | 40 |

| <u>East v East</u> | <u>W-L</u> | <u>Pct.</u> | <u>GB</u> | <u>East v West</u> | <u>W-L</u> | <u>Pct.</u> | <u>GB</u> |
|--------------------|------------|-------------|-----------|--------------------|------------|-------------|-----------|
| Newark | 45-21 | .682 | -- | Newark | 48-40 | .545 | -- |
| Brooklyn | 39-27 | .591 | 6 | Buffalo | 38-50 | .432 | 10 |
| Buffalo | 27-39 | .409 | 18 | Baltimore | 34-54 | .385 | 14 |
| Baltimore | 31-35 | .455 | 8 | Brooklyn | 32-56 | .354 | 16 |
| Total | 132-132 | .500 | - | Total | 152-200 | .432 | - |

| <u>West v West</u> | <u>W-L</u> | <u>Pct.</u> | <u>GB</u> | <u>West v East</u> | <u>W-L</u> | <u>Pct.</u> | <u>GB</u> |
|--------------------|------------|-------------|-----------|--------------------|------------|-------------|-----------|
| Chicago | 41-25 | .621 | -- | Chicago | 54-34 | .614 | -- |
| St. Louis | 35-31 | .530 | 6 | St. Louis | 54-34 | .614 | -- |
| Pittsburgh | 30-36 | .455 | 11 | Kansas City | 46-42 | .523 | 8 |
| Kansas City | 26-40 | .394 | 15 | Pittsburgh | 46-42 | .523 | 8 |
| Total | 132-132 | .500 | - | Total | 200-152 | .568 | - |

1915 Federal League Pennant Race month by month

Standings thru April 30

| <u>April</u> | <u>W-L</u> | <u>Pct.</u> | <u>GB</u> | <u>Cumulative</u> | <u>W-L</u> | <u>Pct.</u> | <u>GB</u> |
|--------------|------------|-------------|-----------|-------------------|------------|-------------|-----------|
| Chicago | 12-6 | .667 | -- | | | | |
| Newark | 11-7 | .611 | 1 | | | | |
| Pittsburgh | 10-8 | .556 | 2 | | | | |
| Brooklyn | 10-8 | .556 | 2 | | | | |
| Baltimore | 8-10 | .444 | 4 | | | | |
| St. Louis | 8-10 | .444 | 4 | | | | |
| Buffalo | 7-11 | .389 | 5 | | | | |
| Kansas City | 6-12 | .333 | 6 | | | | |

Standings thru May 31

| <u>May</u> | <u>W-L</u> | <u>Pct.</u> | <u>GB</u> | <u>Cumulative</u> | <u>W-L</u> | <u>Pct.</u> | <u>GB</u> |
|-------------|------------|-------------|-----------|-------------------|------------|-------------|-----------|
| St. Louis | 18-10 | .643 | - | Chicago | 29-17 | .630 | - |
| Chicago | 17-11 | .604 | 1 | Newark | 27-19 | .587 | 2 |
| Newark | 16-12 | .571 | 2 | St. Louis | 26-20 | .565 | 3 |
| Kansas City | 16-12 | .571 | 2 | Baltimore | 21-25 | .457 | 8 |
| Baltimore | 12-16 | .429 | 6 | Pittsburgh | 21-25 | .457 | 8 |
| Buffalo | 12-16 | .429 | 6 | Brooklyn | 21-25 | .457 | 8 |
| Brooklyn | 11-17 | .393 | 5 | Kansas City | 21-25 | .457 | 8 |
| Pittsburgh | 10-18 | .357 | 8 | Buffalo | 18-28 | .391 | 11 |

Standings thru June 30

| <u>June</u> | <u>W-L</u> | <u>Pct.</u> | <u>GB</u> | <u>Cumulative</u> | <u>W-L</u> | <u>Pct.</u> | <u>GB</u> |
|-------------|------------|-------------|-----------|-------------------|------------|-------------|-----------|
| Newark | 18-10 | .643 | -- | Newark | 45-29 | .608 | -- |
| St. Louis | 16-12 | .571 | 2 | Chicago | 44-30 | .595 | 1 |
| Chicago | 15-13 | .536 | 3 | St. Louis | 42-32 | .568 | 3 |
| Brooklyn | 14-14 | .500 | 4 | Brooklyn | 35-39 | .473 | 10 |
| Kansas City | 14-14 | .500 | 4 | Kansas City | 35-39 | .473 | 10 |
| Buffalo | 13-15 | .464 | 5 | Pittsburgh | 33-41 | .446 | 12 |
| Pittsburgh | 12-16 | .429 | 6 | Baltimore | 31-43 | .419 | 14 |
| Baltimore | 10-18 | .357 | 8 | Buffalo | 30-44 | .405 | 15 |

June 30: Race narrows to Newark, Chicago, and St. Louis. The bottom five teams drop out of the picture.

Standings thru July 31

| <u>July</u> | <u>W-L</u> | <u>Pct.</u> | <u>GB</u> | <u>Cumulative</u> | <u>W-L</u> | <u>Pct.</u> | <u>GB</u> |
|-------------|------------|-------------|-----------|-------------------|------------|-------------|-----------|
| Newark | 19-9 | .679 | -- | Newark | 64-38 | .627 | - |
| St. Louis | 18-10 | .643 | 2 | St. Louis | 60-42 | .588 | 4 |
| Pittsburgh | 16-12 | .571 | 3 | Chicago | 59-43 | .578 | 5 |
| Chicago | 15-13 | .536 | 4 | Pittsburgh | 49-53 | .480 | 15 |
| Kansas City | 13-15 | .464 | 6 | Kansas City | 45-54 | .471 | 16 |
| Buffalo | 12-16 | .429 | 7 | Brooklyn | 45-57 | .441 | 19 |
| Brooklyn | 10-18 | .357 | 9 | Buffalo | 43-59 | .422 | 21 |
| Baltimore | 9-19 | .321 | 10 | Baltimore | 40-62 | .392 | 24 |

July 31: Newark continues to top the standings, but St. Louis and the Chicago Whales remain in the chase for first place.

Standings thru August 31

| <u>August</u> | <u>W-L</u> | <u>Pct.</u> | <u>GB</u> | <u>Cumulative</u> | <u>W-L</u> | <u>Pct.</u> | <u>GB</u> |
|---------------|------------|-------------|-----------|-------------------|------------|-------------|-----------|
| Chicago | 21-7 | .750 | -- | Newark | 83-47 | .638 | - |
| Newark | 19-9 | .679 | 2 | Chicago | 80-50 | .615 | 3 |
| St. Louis | 18-10 | .643 | 3 | St. Louis | 78-52 | .600 | 5 |
| Kansas City | 14-14 | .500 | 7 | St. Louis | 62-69 | .477 | 21 |
| Buffalo | 12-16 | .429 | 9 | Boston | 60-70 | .462 | 23 |
| Brooklyn | 11-17 | .393 | 10 | Chicago | 56-74 | .431 | 27 |
| Pittsburgh | 11-17 | .393 | 10 | Philadelphia | 55-75 | .423 | 28 |
| Baltimore | 6-22 | .214 | 15 | Baltimore | 46-84 | .354 | 37 |

Aug 31: Chicago and St. Louis remain within reach of first place Newark.

Standings thru September 26 (Final)

| <u>September</u> | <u>W-L</u> | <u>Pct.</u> | <u>GB</u> | <u>Final</u> | <u>W-L</u> | <u>Pct.</u> | <u>GB</u> |
|------------------|------------|-------------|-----------|--------------|------------|-------------|-----------|
| Pittsburgh | 16-8 | .667 | - | Chicago | 95-59 | .617 | - |
| Chicago | 15-9 | .625 | 1 | Newark | 93-61 | .604 | 2 |
| Brooklyn | 15-9 | .625 | 1 | St. Louis | 89-65 | .578 | 6 |
| Kansas City | 11-13 | .458 | 5 | Pittsburgh | 76-78 | .494 | 19 |
| St. Louis | 11-13 | .458 | 5 | Kansas City | 72-82 | .468 | 24 |
| Buffalo | 10-14 | .417 | 6 | Brooklyn | 71-83 | .461 | 24 |
| Newark | 10-14 | .417 | 6 | Buffalo | 65-89 | .422 | 30 |
| Baltimore | 9-15 | .375 | Baltimore | 55-99 | .357 | 40 | |

Chicago wins pennant by two games over Newark. Terriers finish in third place.

Down the stretch

bold face indicates significant change from previous week

| <u>August 31</u> | <u>W-L</u> | <u>Pct.</u> | <u>GB</u> | <u>September 8</u> | <u>W-L</u> | <u>Pct.</u> | <u>GB</u> |
|---------------------|------------|-------------|-----------|---------------------|------------|-------------|-----------|
| Newark | 83-47 | .638 | -- | Chicago | 87-52 | .626 | - |
| Chicago | 80-50 | .615 | 3 | Newark | 86-53 | .623 | - |
| St. Louis | 78-52 | .600 | 5 | St. Louis | 81-58 | .587 | 5 |
| <u>September 15</u> | <u>W-L</u> | <u>Pct.</u> | <u>GB</u> | <u>September 22</u> | <u>W-L</u> | <u>Pct.</u> | <u>GB</u> |
| Chicago | 91-53 | .632 | -- | Chicago | 94-56 | .627 | - |
| Newark | 88-56 | .611 | 3 | Newark | 92-58 | .613 | 2 |
| St. Louis | 82-62 | .569 | 9 | St. Louis | 86-64 | .587 | 8 |

Sept 8: Chicago passes Newark and moves into first. Terriers unable to gain ground.

Sept 22: Whales hold two-game lead heading into final four games of season

Team records Month by Month**Chicago Whales**

| <u>Month by month</u> | <u>W-L</u> | <u>Pct.</u> | <u>Cumulative</u> | <u>W-L</u> | <u>Pct.</u> | <u>Cumulative</u> | GB |
|-----------------------|--------------|-------------|-------------------|------------|-------------|-------------------|----|
| April | 12-6 | .667 | April | 12-6 | .667 | +1 | |
| May | 17-11 | .607 | May | 29-17 | .630 | +2 | |
| June | 15-13 | .536 | June | 44-30 | .595 | -1 | |
| July | 15-13 | .536 | July | 59-43 | .578 | -5 | |
| August | 21-7 | .750 | August | 80-50 | .615 | -3 | |
| September | 15-9 | .625 | September | 95-59 | .617 | +2 | |
| Total | 95-59 | .617 | | | | | |

Newark Pepper

| <u>Month by month</u> | <u>W-L</u> | <u>Pct.</u> | <u>Cumulative</u> | <u>W-L</u> | <u>Pct.</u> | <u>Cumulative</u> | GB |
|-----------------------|--------------|-------------|-------------------|------------|-------------|-------------------|----|
| April | 11-7 | .611 | April | 11-7 | .611 | -1 | |
| May | 16-12 | .571 | May | 27-19 | .587 | -2 | |
| June | 18-10 | .643 | June | 45-29 | .608 | +1 | |
| July | 19-9 | .679 | July | 64-38 | .627 | +4 | |
| August | 19-9 | .679 | August | 83-47 | .638 | +3 | |
| September | 10-14 | .417 | September | 93-61 | .604 | -2 | |
| Total | 93-61 | .604 | | | | | |

St. Louis Terriers

| <u>Month by month</u> | <u>W-L</u> | <u>Pct.</u> | <u>Cumulative</u> | <u>W-L</u> | <u>Pct.</u> | <u>Cumulative</u> | GB |
|-----------------------|--------------|-------------|-------------------|------------|-------------|-------------------|----|
| April | 8-10 | .444 | April | 8-10 | .444 | -4 | |
| May | 18-10 | .643 | May | 26-20 | .565 | -3 | |
| June | 16-12 | .571 | June | 42-32 | .568 | -3 | |
| July | 18-10 | .643 | July | 60-42 | .588 | -4 | |
| August | 18-10 | .643 | August | 78-52 | .600 | -5 | |
| September | 11-13 | .458 | September | 89-65 | .578 | -7 | |
| Total | 89-65 | .578 | | | | | |

Pittsburgh Rebels

| <u>Month by month</u> | <u>W-L</u> | <u>Pct.</u> | <u>Cumulative</u> | <u>W-L</u> | <u>Pct.</u> | <u>Cumulative</u> | GB |
|-----------------------|--------------|-------------|-------------------|------------|-------------|-------------------|----|
| April | 11-7 | .611 | April | 11-7 | .611 | -1 | |
| May | 10-18 | .357 | May | 21-25 | .457 | -8 | |
| June | 12-16 | .429 | June | 33-41 | .446 | -12 | |
| July | 16-12 | .571 | July | 49-53 | .480 | -15 | |
| August | 11-17 | .393 | August | 60-70 | .462 | -23 | |
| September | 16-8 | .667 | September | 76-78 | .494 | -20 | |
| Total | 76-78 | .494 | | | | | |

Kansas City Packers

| <u>Month by month</u> | <u>W-L</u> | <u>Pct.</u> | <u>Cumulative</u> | <u>W-L</u> | <u>Pct.</u> | <u>Cumulative</u> | GB |
|-----------------------|--------------|-------------|-------------------|------------|-------------|-------------------|----|
| April | 5-13 | .278 | April | 5-13 | .278 | -7 | |
| May | 16-12 | .571 | May | 21-25 | .457 | -8 | |
| June | 14-14 | .500 | June | 35-39 | .473 | -10 | |
| July | 13-15 | .464 | July | 48-51 | .471 | -16 | |
| August | 14-14 | .500 | August | 62-68 | .477 | -21 | |
| September | 10-14 | .416 | September | 72-82 | .468 | -24 | |
| Total | 72-82 | .468 | | | | | |

Brooklyn Tip-Tops

| <u>Month by month</u> | <u>W-L</u> | <u>Pct.</u> | <u>Cumulative</u> | <u>W-L</u> | <u>Pct.</u> | <u>Cumulative</u> |
|-----------------------|--------------|-------------|-------------------|------------|-------------|-------------------|
| April | 10-8 | .556 | April | 10-8 | .556 | -2 |
| May | 11-17 | .392 | May | 21-25 | .457 | -8 |
| June | 14-14 | .500 | June | 35-39 | .473 | -10 |
| July | 10-18 | .357 | July | 45-57 | .441 | -19 |
| August | 11-17 | .392 | August | 56-74 | .431 | -27 |
| September | 15-9 | .625 | September | 71-83 | .461 | -25 |
| Total | 71-83 | .461 | | | | |

GB

Buffalo Blues

| <u>Month by month</u> | <u>W-L</u> | <u>Pct.</u> | <u>Cumulative</u> | <u>W-L</u> | <u>Pct.</u> | <u>Cumulative</u> |
|-----------------------|--------------|-------------|-------------------|------------|-------------|-------------------|
| April | 6-12 | .333 | April | 6-12 | .333 | -6 |
| May | 12-16 | .429 | May | 18-28 | .391 | -11 |
| June | 13-15 | .464 | June | 30-44 | .405 | -15 |
| July | 12-16 | .429 | July | 43-59 | .422 | -21 |
| August | 12-16 | .429 | August | 55-75 | .423 | -28 |
| September | 10-14 | .417 | September | 65-89 | .422 | -30 |
| Total | 65-89 | .422 | | | | |

Baltimore Terrapins

| <u>Month by month</u> | <u>W-L</u> | <u>Pct.</u> | <u>Cumulative</u> | <u>W-L</u> | <u>Pct.</u> | <u>Cumulative</u> |
|-----------------------|--------------|-------------|-------------------|------------|-------------|-------------------|
| April | 9-9 | .500 | April | 9-9 | .500 | -3 |
| May | 12-16 | .429 | May | 21-25 | .457 | -8 |
| June | 10-18 | .357 | June | 31-43 | .419 | -14 |
| July | 9-19 | .321 | July | 40-62 | .392 | -24 |
| August | 6-22 | .214 | August | 46-87 | .354 | -37 |
| September | 9-15 | .375 | September | 55-99 | .357 | -40 |
| Total | 55-99 | .357 | | | | |

Home

| | <u>W-L</u> | <u>Pct.</u> | Away | <u>W-L</u> | <u>Pct.</u> |
|-------------|------------|-------------|-------------|------------|-------------|
| Newark | 53-24 | .688 | Chicago | 47-30 | .610 |
| Chicago | 48-29 | .623 | St. Louis | 43-34 | .558 |
| St. Louis | 46-31 | .597 | Newark | 40-37 | .519 |
| Kansas City | 41-36 | .532 | Pittsburgh | 37-40 | .481 |
| Pittsburgh | 39-38 | .506 | Brooklyn | 35-42 | .455 |
| Brooklyn | 36-41 | .468 | Buffalo | 35-42 | .455 |
| Buffalo | 30-47 | .390 | Kansas City | 31-46 | .403 |
| Baltimore | 30-47 | .390 | Baltimore | 26-51 | .338 |

Extra-inning games

| | <u>W-L</u> | <u>Pct.</u> | One-run games | <u>W-L</u> | <u>Pct.</u> |
|-------------|------------|-------------|----------------------|------------|-------------|
| Buffalo | 17-7 | .708 | Chicago | 32-18 | .640 |
| Newark | 12-8 | .600 | Brooklyn | 29-22 | .569 |
| Baltimore | 8-8 | .500 | Buffalo | 24-22 | .522 |
| Pittsburgh | 8-9 | .471 | Newark | 28-28 | .500 |
| Chicago | 8-11 | .421 | Baltimore | 19-19 | .500 |
| Brooklyn | 10-13 | .435 | St. Louis | 27-30 | .474 |
| Kansas City | 10-13 | .435 | Pittsburgh | 25-34 | .424 |
| Baltimore | 6-10 | .375 | Kansas City | 23-37 | .383 |

| 1-0 games | <u>W-L</u> | <u>Pct.</u> | Shutouts | <u>W-L</u> | <u>Pct.</u> |
|------------------|------------|-------------|-----------------|------------|-------------|
| Chicago | 4-2 | .667 | Newark | 17-8 | .680 |
| Newark | 4-2 | .600 | Kansas City | 16-16 | .500 |
| Brooklyn | 3-2 | .600 | Chicago | 14-14 | .500 |
| Kansas City | 7-7 | .538 | Pittsburgh | 14-14 | .500 |
| Baltimore | 3-3 | .500 | Kansas City | 15-18 | .455 |
| Buffalo | 3-4 | .429 | Brooklyn | 12-16 | .429 |
| St. Louis | 3-4 | .429 | Buffalo | 9-13 | .409 |
| Pittsburgh | 2-5 | .286 | Baltimore | 9-14 | .391 |

| 10+ runs scored in one game | | 10+ runs allowed in one game | | Date | Score | Innings |
|--|----|---|----|-------------|----------------------------|----------------|
| Chicago | 15 | Baltimore | 19 | Apr 15 | Chicago 2, St. Louis 1 | 20 |
| Brooklyn | 14 | Buffalo | 11 | July 27 | Chicago 8, Kansas City 7 | 15 |
| Baltimore | 9 | Brooklyn | 10 | Sept 15 | Chicago 3, Kansas City 0 | 15 |
| Pittsburgh | 8 | St. Louis | 7 | Aug 25 | Buffalo 8, Pittsburgh 7 | 14 |
| Newark | 7 | Newark | 6 | June 27 | Pittsburgh 2, Newark 1 | 13 |
| St. Louis | 7 | Kansas City | 6 | July 3 #1 | Pittsburgh 2, Baltimore 1 | 13 |
| Buffalo | 4 | Chicago | 4 | July 22 | Pittsburgh 9, Buffalo 8 | 13 |
| Kansas City | 3 | Pittsburgh | 3 | Sept 3#1 | St. Louis 2, Baltimore 1 | 13 |
| | | | | Sept 18 | St. Louis 3, Kansas City 2 | 13 |

| <i>April</i> | | | | | | | | | |
|---------------|-----------|------------|-----------------|------------|-----------------|------------|-----------------|------------|-----------------|
| | | | | | | | | | |
| | | | | | | | | | |
| | | | | | | | | | |
| | | | | | | | | | |
| <i>Date</i> | <i>Gm</i> | Blt | | Bkn | | Buf | | Nwk | |
| Apr 11 | 1 | at Nwk | 0-3 | at Buf | 3-4 (11) | Bkn | 4-3 (11) | Blt | 3-0 |
| Apr 12 | 2 | at Nwk | 1-3 | at Buf | 6-4 | Bkn | 4-6 | Blt | 3-1 |
| Apr 13 | 3 | at Nwk | 11-5 | at Buf | 8-0 | Bkn | 0-8 | Blt | 5-11 |
| Apr 14 | | | | | | | | | |
| Apr 15 | 4 | at Buf | 9-0 | at Nwk | 4-12 | Blt | 0-9 | Bkn | 12-4 |
| Apr 16 | 5 | at Buf | 4-2 | at Nwk | 6-5 | Blt | 2-4 | Bkn | 5-6 |
| Apr 17 | 6 | at Buf | 1-9 | at Nwk | 23-6 | Blt | 9-1 | Bkn | 6-23 |
| Apr 18 | 7 | Bkn | 4-19 | at Blt | 19-4 | Nwk | 1-3 | at Buf | 3-1 |
| Apr 19 | 8 | Bkn | 5-3 | at Blt | 3-5 | Nwk | 2-5 | at Buf | 5-2 |
| Apr 20 | 9 | Bkn | 4-2 | at Blt | 2-3 | Nwk | 1-9 | at Buf | 9-1 |
| Apr 21 | | | | | | | | | |
| Apr 22 | 10 | Nwk | 7-13 | Buf | 4-5 (10) | at Bkn | 5-4 (10) | at Blt | 13-7 |
| Apr 23 | 11 | Nwk | 7-6 (10) | Buf | 9-0 | at Bkn | 0-9 | at Blt | 6-7 (10) |
| Apr 24 | 12 | Nwk | 10-3 | Buf | 3-4 (10) | at Bkn | 4-3 (10) | at Blt | 3-10 |
| Apr 25 | 13 | at Bkn | 7-2 | Blt | 2-7 | at Nwk | 4-11 | Buf | 11-4 |
| Apr 26 | 14 | at Bkn | 2-6 | Blt | 6-2 | at Nwk | 1-7 | Buf | 7-4 |
| Apr 27 | 15 | at Bkn | 3-19 | Blt | 19-3 | at Nwk | 4-5 | Buf | 5-4 |
| Apr 28 | 16 | Buf | 6-13 | Nwk | 1-6 | at Blt | 13-6 | at Bkn | 6-1 |
| Apr 29 | 17 | Buf | 1-13 | Nwk | 2-1 (10) | at Blt | 13-1 | at Bkn | 1-2(10) |
| Apr 30 | 18 | Buf | 5-2 | Nwk | 6-5 | at Blt | 2-5 | at Bkn | 5-6 |
| | | | | | | | | | |
| Home | | | 5-4 | | 5-4 | | 2-7 | | 6-3 |
| Away | | | 4-5 | | 5-4 | | 4-5 | | 5-4 |
| April | | 18 | 9-9 | 18 | 10-8 | 18 | 6-12 | 18 | 11-7 |

| | | April | | | | | | | | |
|---------------|-----------|--------------|-----------------|-----------|-----------------|------------|-----------------|------------|-----------------|--|
| | | 5 | 6 | | 7 | 8 | | | | |
| <i>Date</i> | <i>Gm</i> | Chi | | KC | | Pit | | StL | | |
| Apr 11 | 1 | at KC | 1-0 | Chi | 0-1 | at StL | 1-2 | Pit | 2-1 | |
| Apr 12 | 2 | at KC | 2-1 | Chi | 1-2 | at StL | 6-3 (11) | Pit | 3-6 (11) | |
| Apr 13 | 3 | at KC | 0-4 | Chi | 4-0 | at StL | 4-10 | Pit | 10-4 | |
| Apr 14 | | | | | | | | | | |
| Apr 15 | 4 | StL | 2-1 (20) | Pit | 2-7 | at KC | 7-2 | at Chi | 1-2 (20) | |
| Apr 16 | 5 | StL | 5-2 | Pit | 4-2 | at KC | 2-4 | at Chi | 2-5 | |
| Apr 17 | 6 | StL | 2-4 | Pit | 4-5 | at KC | 5-4 | at Chi | 4-2 | |
| Apr 18 | 7 | Pit | 4-6 | at StL | 4-0 | at Chi | 6-4 | KC | 0-4 | |
| Apr 19 | 8 | Pit | 1-2 (11) | at StL | 2-11 | at Chi | 2-1 (11) | KC | 11-2 | |
| Apr 20 | 9 | Pit | 1-4 | at StL | 3-4 | at Chi | 4-1 | KC | 4-3 | |
| Apr 21 | | | | | | | | | | |
| Apr 22 | 10 | KC | 4-3 (10) | at Chi | 3-4 (10) | StL | 2-0 | at Pit | 0-2 | |
| Apr 23 | 11 | KC | 6-1 | at Chi | 1-6 | StL | 7-8 | at Pit | 8-7 | |
| Apr 24 | 12 | KC | 3-2 (10) | at Chi | 2-3 (10) | StL | 5-2 | at Pit | 2-5 | |
| Apr 25 | 13 | at Pit | 11-2 | StL | 1-0 | Chi | 2-11 | at KC | 0-1 | |
| Apr 26 | 14 | at Pit | 4-0 | StL | 3-5 | Chi | 0-4 | at KC | 5-3 | |
| Apr 27 | 15 | at Pit | 6-5 | StL | 3-1 | Chi | 5-6 | at KC | 1-3 | |
| Apr 28 | 16 | at StL | 1-0 | at Pit | 2-3 | KC | 3-2 | Chi | 0-1 | |
| Apr 29 | 17 | at StL | 5-2 | at Pit | 2-4 | KC | 4-2 | Chi | 2-5 | |
| Apr 30 | 18 | at StL | 0-1 | at Pit | 7-10 | KC | 10-7 | Chi | 1-0 | |
| | | | | | | | | | | |
| Home | | | 5-4 | | 4-5 | | 5-4 | | 5-4 | |
| Away | | | 7-2 | | 1-8 | | 6-3 | | 3-6 | |
| April | | 18 | 12-6 | 18 | 5-13 | 18 | 11-7 | 18 | 8-10 | |


| | | | | | | | | | | May | | | | | | | |
|---------------|-----------|-------------|-----------------|------------|------------------|------------|-----------------|------------|-----------------|------------|--------------|----|--------------|----|--------------|----|--------------|
| | | | | | | | | | | 1 | 2 | 3 | 4 | | | | |
| <i>Date</i> | <i>Gm</i> | Balt | | Bkn | | Buf | | Nwk | | | | | | | | | |
| May 1 | 19 | at Chi | 3-5 | at Pit | 3-5 | at StL | 8-2 | at KC | 5-6 (11) | | | | | | | | |
| May 2 | 20 | at Chi | 6-1 | at Pit | 2-0 | at StL | 2-3 (10) | at KC | 5-8 | | | | | | | | |
| May 3 | 21 | at Chi | 1-4 | at Pit | 4-5 (10) | at StL | 2-3 | at KC | 7-1 | | | | | | | | |
| May 4 | | | | | | | | | | | | | | | | | |
| May 5 | 22 | at StL | 8-9 | at KC | 4-5 | at Chi | 1-3 | at Pit | 1-0 | | | | | | | | |
| May 6 | 23 | at StL | 3-8 | at KC | 0-9 | at Chi | 11-12 | at Pit | 3-0 | | | | | | | | |
| May 7 | 24 | at StL | 11-0 | at KC | 7-1 | at Chi | 8-0 | at Pit | 2-0 | | | | | | | | |
| May 8 | 25 | at Pit | 2-7 | at Chi | 8-7 | at KC | 3-0 | at StL | 1-7 | | | | | | | | |
| May 9 | 26 | at Pit | 7-2 | at Chi | 15-3 | at KC | 3-9 | at StL | 3-2 | | | | | | | | |
| May 10 | 27 | at Pit | 2-4 | at Chi | 3-5 | at KC | 2-11 | at StL | 1-3 | | | | | | | | |
| May 11 | | | | | | | | | | | | | | | | | |
| May 12 | 28 | at KC | 2-7 | at StL | 3-10 | at Pit | 7-3 | at Chi | 5-9 | | | | | | | | |
| May 13 | 29 | at KC | 1-0 | at StL | 1-8 | at Pit | 0-4 | at Chi | 5-7 | | | | | | | | |
| May 14 | 30 | at KC | 3-2 | at StL | 6-5 (10) | at Pit | 5-2 | at Chi | 2-3 | | | | | | | | |
| May 15 | | | | | | | | | | | | | | | | | |
| May 16 | 31 | Chi | 3-2 (10) | Pit | 4-3 (10) | StL | 4-0 | KC | 3-5 | | | | | | | | |
| May 17 | 32 | Chi | 1-18 | Pit | 2-6 | StL | 3-2 (11) | KC | 4-0 | | | | | | | | |
| May 18 | 33 | Chi | 8-11 | Pit | 1-6 | StL | 2-4 (10) | KC | 7-6 | | | | | | | | |
| May 19 | 34 | StL | 2-1 | KC | 6-10 (10) | Chi | 0-10 | Pit | 7-0 | | | | | | | | |
| May 20 | 35 | StL | 10-9 | KC | 7-9 | Chi | 6-2 | Pit | 5-4 (11) | | | | | | | | |
| May 21 | 36 | StL | 3-9 | KC | 5-4 (10) | Chi | 3-4 | Pit | 2-1 | | | | | | | | |
| May 22 | 37 | Pit | 10-3 | Chi | 6-7 (12) | KC | 6-8 | StL | 0-2 | | | | | | | | |
| May 23 | 38 | Pit | 2-4 | Chi | 9-8 (10) | KC | 1-6 | StL | 6-7 | | | | | | | | |
| May 24 | 39 | Pit | 3-2 | Chi | 2-10 | KC | 3-7 | StL | 1-3 | | | | | | | | |
| May 25 | 40 | KC | 6-5 | StL | 14-1 | Pit | 1-3 | Chi | 5-1 | | | | | | | | |
| May 26 | 41 | KC | 5-8 (10) | StL | 4-5 | Pit | 1-0 | Chi | 6-0 | | | | | | | | |
| May 27 | 42 | KC | 2-9 | StL | 1-6 | Pit | 4-2 | Chi | 5-0 | | | | | | | | |
| May 28 | | | | | | | | | | | | | | | | | |
| May 29 | 43 | at Nwk | 0-1 (10) | at Buf | 12-5 | Bkn | 5-12 | Blt | 1-0 (10) | | | | | | | | |
| May 30 | 44 | at Nwk | 3-4 (12) | at Buf | 16-1 | Bkn | 1-16 | Blt | 4-3 (12) | | | | | | | | |
| May 31#1 | 45 | at Nwk | 4-2 | at Buf | 3-5 | Bkn | 5-3 | Blt | 2-4 | | | | | | | | |
| May 31#2 | 46 | at Nwk | 1-4 | at Buf | 1-8 | Bkn | 8-1 | Blt | 4-1 | | | | | | | | |
| Home | | | | | | | | | | | 6-6 | | 4-8 | | 7--9 | | 11-5 |
| Away | | | | | | | | | | | 6-10 | | 7-9 | | 5-7 | | 5-7 |
| May | | | | | | | | | | 28 | 12-16 | 28 | 11-17 | 28 | 12-16 | 28 | 16-12 |
| Season | | | | | | | | | | | 21-25 | | 21-25 | | 18-28 | | 27-19 |

| | | | | | May | | | | |
|---------------|-----------|------------|----------|-----------|------------|------------|----------|------------|----------|
| | | 5 | | 6 | | 7 | | 8 | |
| <i>Date</i> | <i>Gm</i> | Chi | | KC | | Pit | | StL | |
| May 1 | 19 | Blt | 5-3 | Nwk | 6-5 (11) | Bkn | 5-3 | Buf | 2-8 |
| May 2 | 20 | Blt | 1-6 | Nwk | 8-5 | Bkn | 0-2 | Buf | 3-2 (10) |
| May 3 | 21 | Blt | 4-1 | Nwk | 1-7 | Bkn | 5-4 (10) | Buf | 3-2 |
| May 4 | | | | | | | | | |
| May 5 | 22 | Buf | 3-1 | Bkn | 5-4 | Nwk | 0-1 | Blt | 9-8 |
| May 6 | 23 | Buf | 12-11 | Bkn | 9-0 | Nwk | 0-3 | Blt | 8-3 |
| May 7 | 24 | Buf | 0-8 | Bkn | 1-7 | Nwk | 0-2 | Blt | 0-10 |
| May 8 | 25 | Bkn | 7-8 | Buf | 0-3 | Blt | 7-2 | Nwk | 7-1 |
| May 9 | 26 | Bkn | 3-15 | Buf | 9-3 | Blt | 2-7 | Nwk | 2-3 |
| May 10 | 27 | Bkn | 5-3 | Buf | 11-2 | Blt | 4-2 | Nwk | 3-1 |
| May 11 | | | | | | | | | |
| May 12 | 28 | Nwk | 9-5 | Blt | 7-2 | Buf | d | Bkn | 10-3 |
| May 13 | 29 | Nwk | 7-5 | Blt | 0-1 | Buf | 4-0 | Bkn | 8-1 |
| May 14 | 30 | Nwk | 3-2 | Blt | 2-3 | Buf | 2-5 | Bkn | 5-6 (10) |
| May 15 | | | | | | | | | |
| May 16 | 31 | at Blt | 2-3 (10) | at Nwk | 6-3 | at Bkn | 3-4 (10) | at Buf | 0-4 |
| May 17 | 32 | at Blt | 18-1 | at Nwk | 0-4 | at Bkn | 6-2 | at Buf | 2-3 (11) |
| May 18 | 33 | at Blt | 11-8 | at Nwk | 6-7 | at Bkn | 6-1 | at Buf | 4-2 (10) |
| May 19 | 34 | at Buf | 10-0 | at Bkn | 10-6 (10) | at Nwk | 0-7 | at Blt | 1-2 |
| May 20 | 35 | at Buf | 2-6 | at Bkn | 9-7 | at Nwk | 4-5 (11) | at Blt | 9-10 |
| May 21 | 36 | at Buf | 4-3 | at Bkn | 4-5 (10) | at Nwk | 1-2 | at Blt | 9-3 |
| May 22 | 37 | at Bkn | 7-6 (12) | at Buf | 8-6 | at Blt | 3-10 | at Nwk | 2-0 |
| May 23 | 38 | at Bkn | 8-9 (10) | at Buf | 6-1 | at Blt | 4-2 | at Nwk | 7-6 |
| May 24 | 39 | at Bkn | 10-2 | at Buf | 7-3 | at Blt | 2-3 | at Nwk | 3-1 |
| May 25 | 40 | at Nwk | 1-5 | at Blt | 5-6 | at Buf | 3-1 | at Bkn | 1-14 |
| May 26 | 41 | at Nwk | 0-6 | at Blt | 8-5 (10) | at Buf | 0-1 | at Bkn | 5-4 |
| May 27 | 42 | at Nwk | 0-5 | at Blt | 9-2 | at Buf | 2-4 | at Bkn | 6-1 |
| May 28 | | | | | | | | | |
| May 29 | 43 | at KC | 8-0 | Chi | 0-8 | at StL | 3-2 | Pit | 2-3 |
| May 30 | 44 | at KC | 5-4 | Chi | 4-5 | at StL | 3-4 | Pit | 4-3 |
| May 31#1 | 45 | at KC | 2-3 | Chi | 3-2 | at StL | 1-4 | Pit | 4-1 |
| May 31#2 | 46 | at KC | 5-2 | Chi | 2-5 | at StL | 2-3 | Pit | 3-2 |
| Home | | | 8-4 | | 8-8 | | 5-7 | | 11-5 |
| Away | | | 9-7 | | 8-4 | | 5-11 | | 7-5 |
| May | | 28 | 17-11 | 28 | 16-12 | 28 | 10-18 | 28 | 18-10 |
| Season | | | 29-17 | | 21-25 | | 21-25 | | 26-20 |

| | | June | | | | | | | |
|---------------|-----------|-------------|-------------------|------------|-------------------|------------|-----------------|------------|-----------------|
| | | 1 | | 2 | | 3 | | 4 | |
| <i>Date</i> | <i>Gm</i> | Balt | | Bkn | | Buf | | Nwk | |
| Jun 1 | 47 | at Buf | 5-3 | at Nwk | 2-3 (10) | Blt | 3-5 | Bkn | 3-2 (10) |
| Jun 2 | 48 | at Buf | 1-4 | at Nwk | 4-3 | Blt | 4-1 | Bkn | 3-4 |
| Jun 3 | 49 | at Buf | 0-3 | at Nwk | 3-1 | Blt | 3-0 | Bkn | 1-3 |
| Jun 4 | 50 | at Buf | 0-9 | at Nwk | 3-4 | Blt | 9-0 | Bkn | 4-3 |
| Jun 5 | 51 | Bkn | 2-8 | at Blt | 8-2 | Nwk | 6-5 (10) | at Buf | 5-6 (10) |
| Jun 6 | 52 | Bkn | 11-15 | at Blt | 15-11 | Nwk | 3-4 | at Buf | 4-3 |
| Jun 7 | 53 | Bkn | 10-12 (11) | at Blt | 12-10 (11) | Nwk | 4-2 | at Buf | 2-4 |
| Jun 8 | 54 | Bkn | 2-3 | at Blt | 3-2 | Nwk | 1-2 | at Buf | 2-1 |
| Jun 9 | | | | | | | | | |
| Jun 10 | 55 | Nwk | 5-8 (11) | Buf | 7-2 | at Bkn | 2-7 | at Blt | 8-5 (11) |
| Jun 11 | 56 | Nwk | 4-7 | Buf | 6-8 | at Bkn | 8-6 | at Blt | 7-4 |
| Jun 12 | 57 | Nwk | 1-3 | Buf | 1-4 | at Bkn | 4-1 | at Blt | 3-1 |
| Jun 13 | 58 | Nwk | 3-8 | Buf | 8-4 | at Bkn | 4-8 | at Blt | 8-3 |
| Jun 14 | 59 | at Bkn | 9-4 | Blt | 4-9 | at Nwk | 3-11 | Buf | 11-3 |
| Jun 15 | 60 | at Bkn | 7-9 | Blt | 9-7 | at Nwk | 1-3 | Buf | 3-1 |
| Jun 16 | 61 | at Bkn | 9-8 | Blt | 8-9 | at Nwk | 0-1 | Buf | 1-0 |
| Jun 17 | 62 | at Bkn | 3-10 | Blt | 10-3 | at Nwk | 0-3 | Buf | 3-0 |
| Jun 18 | 63 | Buf | 1-6 | Nwk | 4-3 | at Blt | 6-1 | at Bkn | 3-4 |
| Jun 19 | 64 | Buf | 1-6 | Nwk | 3-13 | at Blt | 6-1 | at Bkn | 13-3 |
| Jun 20 | 65 | Buf | 4-3 | Nwk | 2-10 | at Blt | 3-4 | at Bkn | 10-2 |
| Jun 21 | 66 | Buf | 5-3 | Nwk | 1-0 | at Blt | 3-5 | at Bkn | 0-1 |
| Jun 22 | | | | | | | | | |
| Jun 23 | 67 | at Chi | 9-4 | at Pit | 0-3 | at StL | 0-1 | at KC | 5-3 |
| Jun 24 | 68 | at Chi | 4-10 | at Pit | 3-5 | at StL | 1-3 | at KC | 5-2 |
| Jun 25 | 69 | at Chi | 4-1 | at Pit | 0-3 | at StL | 2-6 | at KC | 2-3 |
| Jun 26 | 70 | at Chi | 6-1 (11) | at Pit | 5-3 | at StL | 1-2 | at KC | 6-1 |
| Jun 27 | 71 | at StL | 5-8 | at KC | 1-3 | at Chi | 8-3 | at Pit | 1-2 (13) |
| Jun 28 | 72 | at StL | 3-0 | at KC | 1-5 | at Chi | 3-0 | at Pit | 3-4 |
| Jun 29 | 73 | at StL | 2-1 | at KC | 5-4 | at Chi | 2-1 (10) | at Pit | 2-1 |
| Jun 30 | 74 | at StL | 5-10 | at KC | 1-3 | at Chi | 4-3 (11) | at Pit | 0-1 |
| Home | | | 2-10 | | 6-6 | | 5-3 | | 6-2 |
| Away | | | 8-8 | | 8-8 | | 8-12 | | 12-8 |
| June | | 28 | 10-18 | 28 | 14-14 | 28 | 13-15 | 28 | 18-10 |
| Season | | | 31-43 | | 35-39 | | 30-44 | | 45-29 |

| | | June | | | | | |
|--------|-----------------|-------------|--------------|------------|-----------------|------------|-----------------|
| 5 | | 6 | | 7 | | 8 | |
| Chi | | KC | | Pit | | StL | |
| at StL | 10-3 | Pit | 5-6 | at KC | 6-5 | Chi | 3-10 |
| at StL | 3-7 | Pit | 8-0 | at KC | 0-8 | Chi | 7-3 |
| at StL | 2-3 | Pit | 4-3 | at KC | 3-4 | Chi | 3-2 |
| at StL | 6-5 | Pit | 6-5 | at KC | 5-6 | Chi | 5-6 |
| Pit | 3-1 | at StL | 5-3 | at Chi | 1-3 | KC | 3-5 |
| Pit | 8-2 | at StL | 1-2 | at Chi | 2-8 | KC | 2-1 |
| Pit | 7-4 | at StL | 0-5 | at Chi | 4-7 | KC | 5-0 |
| Pit | 3-1 | at StL | 4-1 | at Chi | 1-3 | KC | 1-4 |
| | | | | | | | |
| KC | 3-8 | at Chi | 8-3 | StL | 2-0 | at Pit | 0-2 |
| KC | 1-0 | at Chi | 0-1 | StL | 2-5 | at Pit | 5-2 |
| KC | 2-1 | at Chi | 1-2 | StL | 10-2 | at Pit | 2-10 |
| KC | 4-3 | at Chi | 3-4 | StL | 0-4 | at Pit | 4-0 |
| at Pit | 7-4 | StL | 3-7 | Chi | 4-7 | at KC | 7-3 |
| at Pit | 4-3 | StL | 0-3 | Chi | 3-4 | at KC | 3-0 |
| at Pit | 7-3 | StL | 4-3 | Chi | 3-7 | at KC | 3-4 |
| at Pit | 5-6 | StL | 4-2 | Chi | 6-5 | at KC | 2-4 |
| StL | 6-7 (10) | at Pit | 2-5 | KC | 5-2 | at Chi | 7-6 (10) |
| StL | 4-3 (10) | at Pit | 5-4 | KC | 4-5 | at Chi | 3-4 (10) |
| StL | 0-2 | at Pit | 5-0 | KC | 0-5 | at Chi | 2-0 |
| StL | 3-0 | at Pit | 1-2 | KC | 2-1 | at Chi | 0-3 |
| | | | | | | | |
| Blt | 4-9 | Nwk | 3-5 | Bkn | 3-0 | Buf | 1-0 |
| Blt | 10-4 | Nwk | 2-5 | Bkn | 5-3 | Buf | 3-1 |
| Blt | 1-4 | Nwk | 3-2 | Bkn | 3-0 | Buf | 6-2 |
| Blt | 1-6 (11) | Nwk | 1-6 | Bkn | 3-5 | Buf | 2-1 |
| Buf | 3-8 | Bkn | 3-1 | Nwk | 2-1 (13) | Blt | 8-5 |
| Buf | 0-3 | Bkn | 5-1 | Nwk | 4-3 | Blt | 0-3 |
| Buf | 1-2 (10) | Bkn | 4-5 | Nwk | 1-2 | Blt | 1-2 |
| Buf | 3-4 (11) | Bkn | 3-1 | Nwk | 1-0 | Blt | 10-5 |
| | | | | | | | |
| | 10-10 | | 9-7 | | 11-9 | | 10-6 |
| | 5-3 | | 5-7 | | 1-7 | | 6-6 |
| 28 | 15-13 | | 14-14 | 28 | 12-16 | 28 | 16-12 |
| | 44-30 | | 35-39 | | 33-41 | | 42-32 |

| | | July | | | | | | | |
|----------------|-----------|-------------|----------|--------|----------|--------|----------|--------|----------|
| | | 1 | 2 | 3 | 4 | | | | |
| Date | Gm | Balt | Brkn | Buf | Newk | | | | |
| July 1 | 75 | at Pit | 6-4 | at Chi | 4-5 (11) | at KC | 3-1 | at StL | 2-1 |
| July 2 | 76 | at Pit | 2-3 | at Chi | 1-2 (10) | at KC | 1-0 | at StL | 2-6 |
| July 3 (1) | 77 | at Pit | 1-2 (13) | at Chi | 1-3 | at KC | 1-4 | at StL | 2-6 |
| July 3 (2) | 78 | at Pit | 6-8 | at Chi | 4-1 | at KC | 1-4 | at StL | 5-3 |
| July 4 | 79 | at KC | 3-4 | at StL | 12-0 | at Pit | 3-2 (11) | at Chi | 2-5 |
| July 5 | 80 | at KC | 0-10 | at StL | 4-9 | at Pit | 2-0 | at Chi | 0-1 |
| July 6 | 81 | at KC | 1-2 | at StL | 3-5 | at Pit | 1-5 | at Chi | 8-2 (12) |
| July 7 | 82 | at KC | 5-8 | at StL | 1-0 (11) | at Pit | 11-12 | at Chi | 5-7 |
| July 8 | | | | | | | | | |
| July 9 | 83 | Chi | 9-8 (12) | Pit | 3-5 | StL | 3-2 | KC | 3-2 |
| July 10 | 84 | Chi | 13-6 | Pit | 0-8 | StL | 0-5 | KC | 1-0 (11) |
| July 11 | 85 | Chi | 7-3 | Pit | 8-6 | StL | 2-1 (10) | KC | 3-2 (12) |
| July 12 | 86 | Chi | 8-4 | Pit | 3-2 | StL | 3-8 | KC | 2-1 |
| July 13 | 87 | StL | 3-4 | KC | 3-4 (10) | Chi | 2-1 (10) | Pit | 5-4 (11) |
| July 14 | 88 | StL | 2-9 | KC | 1-0 | Chi | 4-2 | Pit | 3-1 |
| July 15 | 89 | StL | 3-5 | KC | 0-1 | Chi | 2-11 | Pit | 4-1 |
| July 16 | 90 | StL | 1-7 | KC | 1-4 | Chi | 2-3 | Pit | 3-2 |
| July 17 | 91 | Pit | 3-11 | Chi | 8-6 | KC | 3-2 (18) | StL | 2-5 |
| July 18 | 92 | Pit | 1-3 | Chi | 3-6 | KC | 1-3 | StL | 3-2 |
| July 19 | 93 | Pit | 3-4 | Chi | 1-2 | KC | 0-1 | StL | 2-1 |
| July 20 | 94 | Pit | 4-9 | Chi | 1-4 | KC | 3-2 (12) | StL | 6-7 |
| July 21 | 95 | KC | 7-0 | StL | 2-5 | Pit | 2-1 (12) | Chi | 3-1 |
| July 22 | 96 | KC | 9-2 | StL | 4-6 | Pit | 8-9 (13) | Chi | 0-3 |
| July 23 | 97 | KC | 4-9 | StL | 0-4 | Pit | 0-3 | Chi | 2-0 |
| July 24 | 98 | KC | 2-1 | StL | 0-16 | Pit | 1-3 | Chi | 3-0 |
| July 25 | | | | | | | | | |
| July 26 | 99 | at Nwk | 3-5 | at Buf | 5-7 | Brkn | 7-5 | Blt | 5-3 |
| July 27 | 100 | at Nwk | 5-4 (10) | at Buf | 5-1 | Brkn | 1-5 | Blt | 4-5 (10) |
| July 28 | 101 | at Nwk | 3-9 | at Buf | 5-4 (12) | Brkn | 4-5 (12) | Blt | 9-3 |
| July 29 | 102 | at Nwk | 1-10 | at Buf | 4-1 | Brkn | 1-4 | Blt | 10-1 |
| July 30 | | | | | | | | | |
| July 31 | | | | | | | | | |
| Home | | | 7-9 | | 4-12 | | 8-12 | | 16-4 |
| Away | | | 2-10 | | 6-6 | | 4-4 | | 3-5 |
| July | | 28 | 9-19 | 28 | 10-18 | 28 | 12-16 | 28 | 19-9 |
| Season | | | 40-62 | | 45-57 | | 43-59 | | 64-38 |

| July | | | | | | | | | |
|------------|-----|---------|----------|---------|----------|---------|----------|---|----------|
| Date | Gm | Chicago | | KC | | Pit | | StL | |
| July 1 | 75 | Brkn | 5-4 (11) | Buf | 1-3 | Balt | 4-6 | Nwk | 1-2 |
| July 2 | 76 | Brkn | 2-1 (10) | Buf | 0-1 | Blt | 3-2 | Nwk | 6-2 |
| July 3 (1) | 77 | Brkn | 3-1 | Buf | 4-1 | Blt | 2-1 (13) | Nwk | 6-2 |
| July 3 (2) | 78 | Brkn | 1-4 | Buf | 4-1 | Blt | 8-6 | Nwk | 3-5 |
| July 4 | 79 | Nwk | 5-2 | Blt | 4-3 | Buf | 2-3 (11) | Brkn | 0-12 |
| July 5 | 80 | Nwk | 1-0 | Blt | 10-0 | Buf | 0-2 | Brkn | 9-4 |
| July 6 | 81 | Nwk | 2-8 (12) | Blt | 2-1 | Buf | 5-1 | Brkn | 5-3 |
| July 7 | 82 | Nwk | 7-5 | Blt | 8-5 | Buf | 12-11 | Brkn | 0-1 (11) |
| July 8 | | | | | | | | | |
| July 9 | 83 | at Balt | 8-9 (12) | at Nwk | 2-3 | at Brkn | 5-3 | at Buf | 2-3 |
| July 10 | 84 | at Balt | 6-13 | at Nwk | 0-1 (11) | at Brkn | 8-0 | at Buf | 5-0 |
| July 11 | 85 | at Balt | 3-7 | at Nwk | 2-3 (12) | at Brkn | 6-8 | at Buf | 1-2 (10) |
| July 12 | 86 | at Balt | 4-8 | at Nwk | 1-2 | at Brkn | 2-3 | at Buf | 8-3 |
| July 13 | 87 | at Buf | 1-2 (10) | at Brkn | 4-3 (10) | at Nwk | 4-5 (11) | at Balt | 4-3 |
| July 14 | 88 | at Buf | 2-4 | at Brkn | 0-1 | at Nwk | 1-3 | at Balt | 9-2 |
| July 15 | 89 | at Buf | 11-2 | at Brkn | 1-0 | at Nwk | 1-4 | at Balt | 5-3 |
| July 16 | 90 | at Buf | 3-2 | at Brkn | 4-1 | at Nwk | 2-3 | at Balt | 7-1 |
| July 17 | 91 | at Brkn | 6-8 | at Buf | 2-3 (10) | at Balt | 11-3 | at Nwk | 5-2 |
| July 18 | 92 | at Brkn | 6-3 | at Buf | 3-1 | at Balt | 3-1 | at Nwk | 2-3 |
| July 19 | 93 | at Brkn | 2-1 | at Buf | 1-0 | at Balt | 4-3 | at Nwk | 1-2 |
| July 20 | 94 | at Brkn | 4-1 | at Buf | 2-3 (12) | at Balt | 9-4 | at Nwk | 7-6 |
| July 21 | 95 | at Nwk | 1-3 | at Balt | 0-7 | at Buf | 1-2 (12) | at Brkn | 5-2 |
| July 22 | 96 | at Nwk | 3-0 | at Balt | 2-9 | at Buf | 9-8 (13) | at Brkn | 6-4 |
| July 23 | 97 | at Nwk | 0-2 | at Balt | 9-4 | at Buf | 3-0 | at Brkn | 4-0 |
| July 24 | 98 | at Nwk | 0-3 | at Balt | 1-2 | at Buf | 3-1 | at Brkn | 16-0 |
| July 25 | | | | | | | | | |
| July 26 | 99 | at KC | 0-3 | Chi | 3-0 | StL | 0-1 |  | 1-0 |
| July 27 | 100 | at KC | 8-7 (15) | Chi | 7-8 (15) | StL | 1-0 | at Pit | 0-1 |
| July 28 | 101 | at KC | 13-4 | Chi | 4-13 | StL | 3-0 | at Pit | 0-3 |
| July 29 | 102 | at KC | 10-3 | Chi | 3-10 | StL | 5-7 | at Pit | 7-5 |
| July 30 | | | | | | | | | |
| July 31 | | | | | | | | | |
| Home | | | 6-2 | | 7-5 | | 7-5 | | 4-4 |
| Away | | | 9-11 | | 6-10 | | 9-7 | | 14-6 |
| July | | 28 | 15-13 | 28 | 13-15 | 28 | 16-12 | 28 | 18-10 |
| Season | | | 59-43 | | 48-54 | | 46-53 | | 60-42 |

| | | August | | | | | | | |
|--------|-----|---------|----------|--------|----------|---------|----------|---------|----------|
| | 1 | | 2 | | 3 | | 4 | | |
| Date | Gm | Balt | | Bkn | | Buf | | Nwk | |
| Aug 1 | 103 | Buff | 4-7 | at Nwk | 2-3 | at Balt | 7-4 | Brkn | 3-2 |
| Aug 2 | 104 | Buff | 4-6 | at Nwk | 2-6 | at Balt | 6-4 | Brkn | 6-2 |
| Aug 3 | 105 | Buff | 6-3 | at Nwk | 6-7 (10) | at Balt | 3-6 | Brkn | 7-6 (10) |
| Aug 4 | 106 | Buff | 8-4 | at Nwk | 1-6 | at Balt | 4-8 | Brkn | 6-1 |
| Aug 5 | 107 | at Brkn | 1-5 | Balt | 5-1 | Nwk | 0-1 | at Buff | 1-0 |
| Aug 6 | 108 | at Brkn | 5-7 | Balt | 7-5 | Nwk | 5-2 | at Buff | 2-5 |
| Aug 7 | 109 | at Brkn | 5-6 | Balt | 6-5 | Nwk | 3-6 | at Buff | 6-3 |
| Aug 8 | 110 | at Brkn | 6-7 (10) | Balt | 7-6 (10) | Nwk | 1-3 | at Buff | 3-1 |
| Aug 9 | | | | | | | | | |
| Aug 10 | 111 | at Chi | 0-7 | at Pit | 2-3 (10) | at StL | 4-1 | at KC | 9-0 |
| Aug 11 | 112 | at Chi | 2-3 | at Pit | 3-4 (11) | at StL | 1-10 | at KC | 0-1 |
| Aug 12 | 113 | at Chi | 2-11 | at Pit | 3-5 | at StL | 0-6 | at KC | 3-1 |
| Aug 13 | 114 | at Chi | 2-7 | at Pit | 5-4 (10) | at StL | 4-7 | at KC | 5-3 |
| Aug 14 | 115 | at StL | 0-3 | at KC | 5-7 | at Chi | 1-3 | at Pit | 6-3 (10) |
| Aug 15 | 116 | at StL | 8-7 (10) | at KC | 0-1 | at Chi | 0-4 | at Pit | 6-1 |
| Aug 16 | 117 | at StL | 2-8 | at KC | 1-3 | at Chi | 0-4 | at Pit | 1-2 |
| Aug 17 | 118 | at StL | 1-3 | at KC | 7-5 | at Chi | 7-1 | at Pit | 3-4 |
| Aug 18 | 119 | at Pit | 0-3 | at Chi | 3-2 | at KC | 4-3 | at StL | 3-4 (15) |
| Aug 19 | 120 | at Pit | 4-2 | at Chi | 0-2 | at KC | 3-4 (10) | at StL | 4-0 |
| Aug 20 | 121 | at Pit | 4-6 | at Chi | 1-9 | at KC | 5-2 | at StL | 0-2 |
| Aug 21 | 122 | at Pit | 1-0 | at Chi | 0-3 | at KC | 2-3 (12) | at StL | 2-1 |
| Aug 22 | | | | | | | | | |
| Aug 23 | 123 | at KC | 1-8 | at StL | 8-9 | at Pit | 4-3 | at Chi | 1-4 |
| Aug 24 | 124 | at KC | 0-5 | at StL | 0-4 | at Pit | 8-6 | at Chi | 2-0 |
| Aug 25 | 125 | at KC | 1-7 | at StL | 2-1 (10) | at Pit | 8-7 (14) | at Chi | 0-3 |
| Aug 26 | 126 | at KC | 6-4 (11) | at StL | 9-3 | at Pit | 6-2 | at Chi | 1-3 |
| Aug 27 | | | | | | | | | |
| Aug 28 | 127 | Chi | 1-6 | Pit | 8-7 | StL | 5-7 | KC | 9-3 |
| Aug 29 | 128 | Chi | 1-8 | Pit | 0-7 | StL | 2-4 | KC | 8-1 |
| Aug 30 | 129 | Chi | 4-5 | Pit | 5-3 | StL | 3-0 | KC | 4-3 (11) |
| Aug 31 | 130 | Chi | 1-7 | Pit | 3-4 | StL | 3-12 | KC | 7-1 |
| Home | | | 2-6 | | 6-15 | | 2-6 | | 8-0 |
| Away | | | 4-16 | | 5-2 | | 10-10 | | 11-9 |
| August | | 28 | 6-22 | 28 | 11-17 | 28 | 12-16 | 28 | 19-9 |
| Season | | | 46-84 | | 56-74 | | 58-72 | | 83-47 |

| | | | | | | | | | | August | | | | | |
|--------|-----|---------|------|--------|----------|---------|----------|---------|----------|--------|---|---|---|--|--|
| | | | | | | | | | | 5 | 6 | 7 | 8 | | |
| Date | Gm | Chicago | | KC | | Pit | | StL | | | | | | | |
| Aug 1 | 103 | StL | 0-2 | Pit | 1-0 | at KC | 0-1 | at Chi | 2-0 | | | | | | |
| Aug 2 | 104 | StL | 3-1 | Pit | 6-5 (11) | at KC | 5-6 (11) | at Chi | 1-3 | | | | | | |
| Aug 3 | 105 | StL | 2-1 | Pit | 7-6 | at KC | 6-7 | at Chi | 1-2 | | | | | | |
| Aug 4 | 106 | StL | 1-2 | Pit | 3-1 | at KC | 1-3 | at Chi | 2-1 | | | | | | |
| Aug 5 | 107 | Pit | 2-3 | at StL | 4-3 | at Chi | 3-2 | KC | 3-4 | | | | | | |
| Aug 6 | 108 | Pit | 4-3 | at StL | 4-6 | at Chi | 3-4 | KC | 6-4 | | | | | | |
| Aug 7 | 109 | Pit | 5-4 | at StL | 0-4 | at Chi | 4-5 | KC | 4-0 | | | | | | |
| Aug 8 | 110 | Pit | 2-13 | at StL | 1-3 | at Chi | 13-2 | KC | 3-1 | | | | | | |
| Aug 9 | | | | | | | | | | | | | | | |
| Aug 10 | 111 | Balt | 7-0 | Nwk | 0-9 | Brkn | 3-2 (10) | Buff | 1-4 | | | | | | |
| Aug 11 | 112 | Balt | 3-2 | Nwk | 1-0 | Brkn | 4-3 (11) | Buff | 10-1 | | | | | | |
| Aug 12 | 113 | Balt | 11-2 | Nwk | 1-3 | Brkn | 5-3 | Buff | 6-0 | | | | | | |
| Aug 13 | 114 | Balt | 7-2 | Nwk | 3-5 | Brkn | 4-5 (10) | Buff | 7-4 | | | | | | |
| Aug 14 | 115 | Buff | 2-1 | Brkn | 7-5 | Nwk | 3-6 (10) | Balt | 3-0 | | | | | | |
| Aug 15 | 116 | Buff | 4-0 | Brkn | 2-0 | Nwk | 1-6 | Balt | 7-8 (10) | | | | | | |
| Aug 16 | 117 | Buff | 4-0 | Brkn | 3-1 | Nwk | 2-1 | Balt | 8-2 | | | | | | |
| Aug 17 | 118 | Buff | 1-7 | Brkn | 5-7 | Nwk | 4-3 | Balt | 3-1 | | | | | | |
| Aug 18 | 119 | Brkn | 2-3 | Buff | 3-4 | Balt | 3-0 | Nwk | 4-3 (15) | | | | | | |
| Aug 19 | 120 | Brkn | 2-0 | Buff | 4-3 (10) | Balt | 2-4 | Nwk | 0-4 | | | | | | |
| Aug 20 | 121 | Brkn | 9-1 | Buff | 2-5 | Balt | 6-4 | Nwk | 2-0 | | | | | | |
| Aug 21 | 122 | Brkn | 3-0 | Buff | 3-2 (12) | Balt | 0-1 | Nwk | 1-2 | | | | | | |
| Aug 22 | | | | | | | | | | | | | | | |
| Aug 23 | 123 | Nwk | 4-1 | Balt | 8-1 | Buff | 3-4 | Brkn | 9-8 | | | | | | |
| Aug 24 | 124 | Nwk | 0-2 | Balt | 5-0 | Buff | 6-8 | Brkn | 4-0 | | | | | | |
| Aug 25 | 125 | Nwk | 3-0 | Balt | 7-1 | Buff | 7-8 (14) | Brkn | 1-2 (10) | | | | | | |
| Aug 26 | 126 | Nwk | 3-1 | Balt | 4-6 (11) | Buff | 2-6 | Brkn | 3-9 | | | | | | |
| Aug 27 | | | | | | | | | | | | | | | |
| Aug 28 | 127 | at Balt | 6-1 | at Nwk | 3-9 | at Brkn | 7-8 | at Buff | 7-5 | | | | | | |
| Aug 29 | 128 | at Balt | 8-1 | at Nwk | 1-8 | at Brkn | 7-0 | at Buff | 4-2 | | | | | | |
| Aug 30 | 129 | at Balt | 5-4 | at Nwk | 3-4 (11) | at Brkn | 3-5 | at Buff | 0-3 | | | | | | |
| Aug 31 | 130 | at Balt | 7-1 | at Nwk | 1-7 | at Brkn | 4-3 | at Buff | 12-3 | | | | | | |
| Home | | | 17-7 | | 13-7 | | 7-9 | | 13-7 | | | | | | |
| Away | | | 4-0 | | 1-7 | | 4-8 | | 5-3 | | | | | | |
| August | | 28 | 21-7 | 28 | 14-14 | 28 | 11-17 | 28 | 18-10 | | | | | | |

| | | Sept | | | | | | | |
|----------------|------------|---------|----------|---------|----------|---------|----------|---------|----------|
| | | 1 | 2 | 3 | 4 | | | | |
| Date | Gm | Balt | Bkn | Buf | Nwk | | | | |
| Sept 1 | 131 | StL | 5-6 | KC | 5-8 | Chi | 5-8 | Pit | 5-1 |
| Sept 2 | 132 | StL | 4-3 | KC | 2-1 | Chi | 4-2 | Pit | 4-11 |
| Sept 3(1) | 133 | StL | 2-1 (13) | KC | 3-1 | Chi | 4-9 | Pit | 1-4 |
| Sept 3(2) | 134 | StL | 4-3 | KC | 17-3 | Chi | 3-4 | Pit | 4-11 |
| Sept 4 | 135 | Pit | 2-6 | Chi | 3-2 | KC | 5-7 | StL | 2-3 |
| Sept 5 | 136 | Pit | 5-3 | Chi | 1-5 | KC | 3-2 (10) | StL | 1-3 |
| Sept 6 | 137 | Pit | 6-10 | Chi | 5-12 | KC | 4-6 | StL | 5-1 |
| Sept 7 | 138 | Pit | 0-7 | Chi | 2-5 | KC | 3-4 (12) | StL | 2-0 |
| Sept 8 | 139 | KC | 1-5 | StL | 3-0 | Pit | 1-2 | Chi | 3-7 |
| Sept 9 | 140 | KC | 2-4 | StL | 2-1 | Pit | 3-2 | Chi | 2-6 |
| Sept 10 | 141 | KC | 3-0 | StL | 7-0 | Pit | 4-3 | Chi | 4-5 |
| Sept 11 | 142 | KC | 0-1 (10) | StL | 2-6 | Pit | 2-5 | Chi | 2-4 |
| Sept 12 | | | | | | | | | |
| Sept 13 | | | | | | | | | |
| Sept 14 | 143 | Nwk | 0-1 | Buff | 8-3 | at Brkn | 3-8 | at Balt | 1-0 |
| Sept 15 | 144 | Nwk | 3-5 | Buff | 1-3 | at Brkn | 3-1 | at Balt | 5-3 |
| Sept 16 | 145 | Nwk | 10-2 | Buff | 0-1 (10) | at Brkn | 1-0 (10) | at Balt | 2-10 |
| Sept 17 | 146 | Nwk | 1-3 | Buff | 3-7 | at Brkn | 7-3 | at Balt | 3-1 |
| Sept 18 | 147 | Brkn | 3-14 | at Balt | 14-3 | at Nwk | 2-4 | Buff | 4-2 |
| Sept 19 | 148 | Brkn | 3-6 | at Balt | 6-3 | at Nwk | 3-8 | Buff | 8-3 |
| Sept 20 | 149 | Brkn | 0-4 | at Balt | 4-0 | at Nwk | 1-4 | Buff | 4-1 |
| Sept 21 | 150 | Brkn | 2-12 | at Balt | 12-2 | at Nwk | 2-1 (10) | Buff | 1-2 (10) |
| Sept 22 | | | | | | | | | |
| Sept 23 | 151 | at Buff | 2-0 | Nwk | 6-5 | Balt | 0-2 | at Brkn | 5-6 |
| Sept 24 | 152 | at Buff | 3-8 | Nwk | 2-1 | Balt | 7-3 | at Brkn | 1-2 |
| Sept 25 | 153 | at Buff | 4-3 | Nwk | 1-3 | Balt | 3-4 | at Brkn | 3-1 |
| Sept 26 | 154 | at Buff | 0-6 | Nwk | 7-6 | Balt | 6-0 | at Brkn | 6-7 |
| Home | | | 6-14 | | 11-6 | | 6-10 | | 7-10 |
| Away | | | 2-2 | | 4-0 | | 4-4 | | 3-4 |
| Sept | 24 | | 8-16 | 24 | 15-9 | 24 | 10-14 | 24 | 10-14 |
| Season | | | 54-100 | | 70-84 | | 66-89 | | 93-61 |

| | | | | | Sept | | | | |
|----------------|------------|---------|-----------------|---------|-----------------|---------|--------------|---------|-----------------|
| | | 5 | | 6 | | 7 | | 8 | |
| Date | Gm | Chicago | | KC | | Pit | | StL | |
| Sept 1 | 131 | at Buff | 8-5 | at Brkn | 8-5 | at Nwk | 1-5 | at Balt | 6-5 |
| Sept 2 | 132 | at Buff | 2-4 | at Brkn | 1-2 | at Nwk | 11-4 | at Balt | 3-4 |
| Sept 3(1) | 133 | at Buff | 9-4 | at Brkn | 1-3 | at Nwk | 4-1 | at Balt | 1-2 (13) |
| Sept 3(2) | 134 | at Buff | 4-3 | at Brkn | 3-17 | at Nwk | 11-4 | at Balt | 3-4 |
| Sept 4 | 135 | at Brkn | 1-3 | at Buff | 7-5 | at Balt | 6-2 | at Nwk | 3-2 |
| Sept 5 | 136 | at Brkn | 6-1 | at Buff | 2-3 (10) | at Balt | 3-5 | at Nwk | 3-1 |
| Sept 6 | 137 | at Brkn | 12-5 | at Buff | 6-4 | at Balt | 10-6 | at Nwk | 1-5 |
| Sept 7 | 138 | at Brkn | 5-2 | at Buff | 4-3 (12) | at Balt | 7-0 | at Nwk | 0-2 |
| Sept 8 | 139 | at Nwk | 7-3 | at Balt | 5-4 | at Buff | 2-1 | at Brkn | 0-3 |
| Sept 9 | 140 | at Nwk | 6-2 | at Balt | 4-2 | at Buff | 2-3 | at Brkn | 1-2 |
| Sept 10 | 141 | at Nwk | 5-4 | at Balt | 0-3 | at Buff | 3-4 | at Brkn | 0-7 |
| Sept 11 | 142 | at Nwk | 4-2 | at Balt | 1-0 (10) | at Buff | 5-2 | at Brkn | 6-2 |
| Sept 12 | | | | | | | | | |
| Sept 13 | | | | | | | | | |
| Sept 14 | 143 | KC | 9-2 | at Chi | 2-9 | at StL | 2-1 | Pit | 1-2 |
| Sept 15 | 144 | KC | 0-3 (15) | at Chi | 3-0 (15) | at StL | 5-3 | Pit | 3-5 |
| Sept 16 | 145 | KC | 0-1 | at Chi | 1-0 | at StL | 6-2 | Pit | 2-6 |
| Sept 17 | 146 | KC | 11-2 | at Chi | 2-11 | at StL | 7-4 | Pit | 4-7 |
| Sept 18 | 147 | at Pit | 5-2 | StL | 2-3 (13) | Chi | 2-5 | at KC | 3-2 (13) |
| Sept 19 | 148 | at Pit | 1-7 | StL | 2-7 | Chi | 7-1 | at KC | 7-2 |
| Sept 20 | 149 | at Pit | 5-7 | StL | 1-3 | Chi | 7-5 | at KC | 3-1 |
| Sept 21 | 150 | at Pit | 5-2 | StL | 2-3 (10) | Chi | 2-5 | at KC | 3-2 (10) |
| Sept 22 | | | | | | | | | |
| Sept 23 | 151 | at StL | 11-6 | at Pit | 8-3 | KC | 3-8 | Chi | 6-11 |
| Sept 24 | 152 | at StL | 1-3 | at Pit | 3-5 | KC | 5-3 | Chi | 3-1 |
| Sept 25 | 153 | at StL | 3-8 | at Pit | 0-7 | KC | 7-0 | Chi | 8-3 |
| Sept 26 | 154 | at StL | 4-5 | at Pit | 8-1 | KC | 1-8 | Chi | 5-4 |
| Home | | | 2-2 | | 2-2 | | 4-4 | | 3-5 |
| Away | | | 13-7 | | 11-9 | | 12-4 | | 8-8 |
| Sept | | 24 | 15-9 | 24 | 11-13 | | 16-8 | 24 | 11-13 |
| Season | | | 95-58 | | 73-81 | | 76-78 | | 89-65 |