

1954 New York Giants



Replay	Won	Lost	Pct
Record	99	55	0.643
Home Record	52	24	0.692
Away Record	47	31	0.592

Actual	Won	Lost	Pct
Record	97	57	0.630
Home Record	53	23	0.697
Away Record	44	34	0.564

Last 10	3	7	0.300
One Run Games	35	16	0.686
Blowouts (5+)	30	14	0.682
Shutouts	18	9	0.667
Extra Innings	11	4	0.733
Longest Streak	13	4	

Last 10	6	4	0.600
One Run Games	29	23	0.558
Blowouts (5+)	26	11	0.703
Shutouts	19	7	0.731
Extra Innings	10	6	0.625
Longest Streak	8	6	

Vs. Brooklyn	15	7	0.682
Vs. Philadelphia	13	9	0.591
Vs. Pittsburgh	18	4	0.818
Vs. Milwaukee	12	10	0.545
Vs. Chicago	15	7	0.682
Vs. St. Louis	9	13	0.409
Vs. Cincinnati	17	5	0.773
Vs. NL	99	55	0.643

Vs. Brooklyn	13	9	0.591
Vs. Philadelphia	16	6	0.727
Vs. Pittsburgh	14	8	0.636
Vs. Milwaukee	12	10	0.545
Vs. Chicago	15	7	0.682
Vs. St. Louis	12	10	0.545
Vs. Cincinnati	15	7	0.682
Vs. NL	97	57	0.630

The New York Giants finished with 99 wins in the replay. The Giants won one less game at home and won three additional games on the road.

Fifty-one (51) games in the replay were decided by one run versus fifty-two (52) in actual play. Fifty-five percent (55%) of the individual games matched the actual win/loss outcome. Blowouts, shut-outs and extra-inning games in the replay were all remarkably close to actual play.

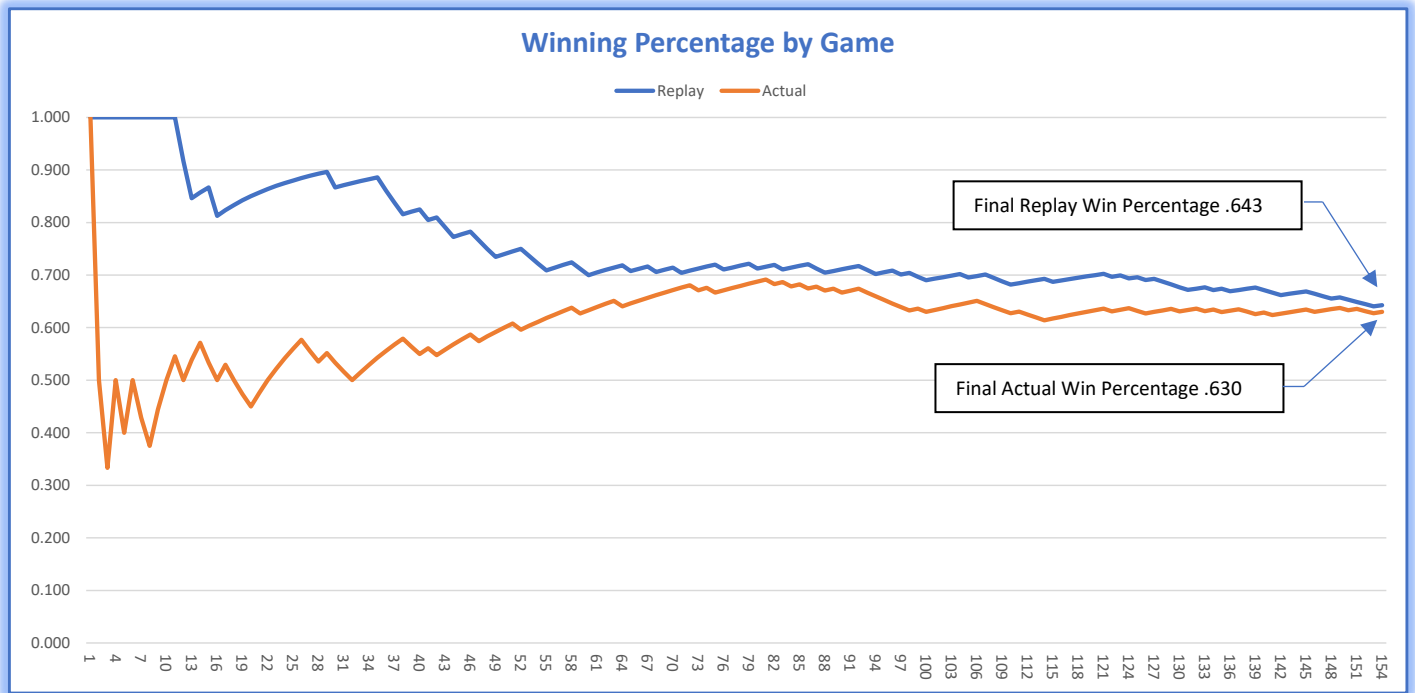
The St. Louis Cardinals and Milwaukee Braves were the toughest adversaries versus the Giants in both the replay and actual play.

Season at a Glance

The Giants began the season on fire, winning thirty-one (31) of their first thirty-five (35) games, before settling in with two additional wins in the replay versus actual play.

The Giants team batting average was .252 in the replay versus .264 in actual play. Giants team replay ERA was 3.26 versus 3.09 actual.

Runs Analysis	APBA	1954
Average Runs For	5.02	4.75
Average Runs Against	3.64	3.57
Most Runs For	22	21
Most Runs Against	15	14



Games	APBA	1954
Dark	154	154
Mueller	152	153
Mays	151	151
Lockman	143	148
Williams	142	142

At Bats	APBA	1954
Dark	662	644
Mueller	639	619
Mays	567	565
Lockman	566	570
Williams	539	544

Runs	APBA	1954
Mays	124	119
Dark	95	98
Lockman	94	73
Thompson	93	76
Irvin	74	62

Hits	APBA	1954
Mueller	208	212
Mays	202	195
Dark	183	189
Lockman	138	143
Irvin	116	113

Doubles	APBA	1954
Mays	30	33
Mueller	29	35
Dark	28	26
Lockman	18	17
Irvin	14	13

Triples	APBA	1954
Mays	15	13
Mueller	6	8
Irvin	5	3
Dark	5	6
(3) tied with	3	

Home Runs	APBA	1954
Mays	41	41
Thompson	25	26
Irvin	21	19
Dark	16	20
Rhodes	14	15

Runs Batted In	APBA	1954
Mays	123	110
Mueller	82	71
Irvin	82	64
Thompson	79	86
Dark	72	70

Stolen Bases	APBA	1954
Irvin	9	7
Mays	8	8
Dark	7	5
Williams	6	1
(2) tied with	2	

Caught Stealing	APBA	1954
Williams	4	1
Dark	4	3
Lockman	3	2
(6) tied with	1	

Hit by Pitch	APBA	1954
Williams	5	5
Irvin	5	2
St. Claire	3	1
Garagiola	3	0*
(7) tied with	2	

Power/Speed	APBA	1954
Mays	13.4	13.4
Irvin	12.6	10.2
Dark	9.7	8.0
Williams	5.5	1.8
Lockman	3.5	3.6

*with New York Giants. Garagiola played 63 games with the Cubs in 1954 and had four (4) HBP's.

Walks	APBA	1954
Thompson	92	90
Mays	78	66
Irvin	64	70
Williams	62	43
Lockman	59	59

Strikeouts	APBA	1954
Westrum	73	60
Dark	66	40
Thompson	66	58
Lockman	63	31
Williams	62	33

Sacrifice Hits	APBA	1954
Dark	17	17
Mueller	16	15
Thompson	16	14
Maglie	13	13
Katt	11	8

Reached on Error	APBA	1954
Lockman	24	8
Dark	24	6
Thompson	21	6
Williams	15	10
Westrum	12	1

Batting Average	APBA	1954
Mays	.356	.345
Mueller	.326	.342
Irvin	.277	.262
Dark	.276	.293
Lockman	.244	.251

On Base Percentage	APBA	1954
Mays	.430	.411
Irvin	.371	.363
Thompson	.356	.389
Mueller	.339	.363
Lockman	.311	.318

Slugging Percentage	APBA	1954
Mays	.679	.667
Irvin	.484	.438
Thompson	.439	.482
Dark	.406	.446
Mueller	.394	.444

Plate Appearances	APBA	1954
Dark	709	693
Mueller	676	658
Mays	653	641
Lockman	636	639
Williams	616	601

On Base + Slugging	APBA	1954
Mays	1.109	1.078
Rhodes	1.011	1.105
Irvin	.856	.801
Thompson	.795	.871
Mueller	.733	.807

Isolated Power	APBA	1954
Rhodes	.323	.354
Mays	.323	.322
St. Claire	.283	.167
Irvin	.208	.176
Hofman	.205	.232

At Bats/Home Run	APBA	1954
Rhodes	11.7	10.9
Mays	13.8	13.8
Thompson	18.4	17.2
Irvin	20.0	22.7
Katt	23.8	22.2

Home Run Pct	APBA	1954
Rhodes	7.0%	8.1%
Mays	6.3%	6.4%
Thompson	4.4%	4.7%
Irvin	4.2%	3.7%
Katt	3.8%	4.0%

Extra Base Hit Pct	APBA	1954
Mays	13.2%	13.6%
Rhodes	11.0%	13.4%
Irvin	8.0%	6.8%
Thompson	7.0%	8.1%
Dark	6.9%	7.5%

Hits for Extra Bases	APBA	1954
Rhodes	45.8%	44.6%
Mays	42.6%	44.6%
Thompson	36.7%	38.1%
Irvin	34.5%	31.0%
Westrum	31.5%	26.1%

Strikeout Percentage	APBA	1954
Westrum	23.5%	20.1%
Rhodes	14.5%	13.4%
Katt	13.0%	12.8%
Thompson	11.6%	10.4%
Williams	10.1%	5.5%

Walk Percentage	APBA	1954
Thompson	16.1%	16.2%
Rhodes	14.5%	9.7%
Irvin	12.9%	13.7%
Mays	11.9%	10.3%
Williams	10.1%	7.2%

Ground into DP's	APBA	1954
Mueller	18	19
Irvin	17	18
Dark	15	16
Williams	13	15
Mays	13	12

Total Bases	APBA	1954
Mays	385	377
Dark	269	287
Mueller	252	275
Irvin	203	189
Thompson	202	216
Lockman	202	214

1954 NL Home Run Leaders (Actual)	
Ted Kluszewski (CIN)	49
Gil Hodges (BRK)	42
Willie Mays (NYG)	41
Hank Sauer (CHI)	41
Duke Snider (BRK)	40

Appearances	APBA	1954
Grissom	51	56
Wilhelm	48	57
Maglie	42	34
Gomez	40	37
Antonelli	39	39

Games Started	APBA	1954
Antonelli	37	37
Maglie	32	32
Gomez	32	32
Liddle	19	19
Hearn	18	18

Innings Pitched	APBA	1954
Antonelli	259	259
Gomez	222	222
Maglie	218	218
Hearn	133	130
Liddle	127	127

Wins	APBA	1954
Antonelli	24	21
Gomez	17	17
Maglie	12	14
Hearn	10	8
Grissom	10	10

Losses	APBA	1954
Maglie	11	6
Gomez	10	9
Liddle	9	4
Antonelli	7	7
Hearn	5	8

Saves	APBA	1954
Grissom	17	17
Wilhelm	7	7
Hearn	3	1
McCall	2	2
Antonelli	1	2

Earned Run Average	APBA	1954
Wilhelm	1.77	2.10
Antonelli	2.09	2.30
Grissom	2.28	2.35
Gomez	2.76	2.88
Liddle	3.47	3.06

Walks	APBA	1954
Antonelli	105	94
Gomez	81	109
Maglie	77	70
Wilhelm	60	52
Hearn	56	66

Strikeouts	APBA	1954
Antonelli	185	152
Gomez	114	106
Maglie	99	117
Wilhelm	70	64
Grissom	57	64

Home Runs Allowed	APBA	1954
Maglie	30	21
Antonelli	18	22
Gomez	17	20
Liddle	12	5
Grissom	10	13

1954 NL ERA Leaders (Actual)	
Johnny Antonelli (NYG)	2.30
Lew Burdette (MIL)	2.76
Curt Simmons (PHI)	2.81
Ruben Gomez (NYG)	2.88
Gene Conley (MIL)	2.96


	G	AB	R	H	2B	3B	HR	RBI	SB	CS
APBA Team Batting	154	5,317	773	1,340	169	46	176	744	36	17
1954	154	5,245	732	1,386	194	42	186	701	30	23

	BB	SO	HBP	SAC	GDP	ROE	PA	BA	OBP	SLG	OPS	ISO
APBA Team Batting	549	670	33	152	112	154	6,051	.252	.318	.400	.718	.148
1954	522	561	33	136	110	71	5,937	.264	.332	.424	.755	.160

Game 69: The Giants outlasted the Dodgers in an eighteen (18) inning affair. Forty-two (42) players participated in the titanic struggle.

Brooklyn 400 011 000 000 000 000 - 6
 New York 200 130 000 000 000 000 001 - 7

	TB	HR%	SO%	BB%	XBH%	X/H%	SO/BB	AB/SO	AB/HR	AB/RBI
APBA Team Batting	2,129	2.9%	11.1%	9.1%	6.5%	29.2%	1.22	7.9	30.2	7.1
1954	2,222	3.1%	9.5%	8.8%	7.1%	30.0%	1.07	9.3	28.2	7.5



Johnny Antonelli A(X)

Lefthander, Antonelli struckout

6.4 batters per nine innings,

best among Giants starters

	G	AB	R	H	2B	3B	HR	RBI	SB	CS	TB
APBA Pitcher Batting	154	381	38	60	1	0	7	28	1	2	82
1954	154	416	30	60	3	0	5	25	0	2	78

	BB	SO	HBP	SAC	GDP	ROE	PA	BA	OBP	SLG	OPS	ISO
APBA Pitcher Batting	27	110	2	30	5	14	440	.157	.213	.215	.428	.058
1954	23	114	2	31	5	7	472	.144	.193	.188	.380	.044

Giants outfielder **Don Mueller** had six (6) hits twice during the replay season.

	AB	R	H	2B	3B	BI	Opponent	Result
Game 89	6	3	6	2	1	6	@Cincinnati	Won 19-3
Game 113	7	3	6	2		3	@Brooklyn	Won 22-4

	APP	GS	GF	CG	SHO	W	L	SV	PCT	ERA
APBA Team Pitching	356	154	124	30	11	99	55	30	.643	3.26
1954	389	154	109	45	17	97	57	31	.630	3.09

	IP	H	R	ER	HR	BB	SO	HBP	BK	WP
APBA Team Pitching	1,401.2	1,076	561	507	120	567	710	21	4	11
1954	1,390.0	1,258	550	478	113	613	692	36	4	21

John August "Johnny"
ANTONELLI

Grade A Pitcher (2) (X) (29)

G GS IP W L SV ERA BB SO HR
39 37 258 21 7 2 2.30 94 152 22

Ruben (Colon)
GOMEZ

(F) Grade B Pitcher (1) (Y) (29)

G GS IP W L SV ERA BB SO HR
37 32 221 17 9 0 2.88 109 106 20

Salvatore Anthony "The Barber"
MAGLIE

Grade B Pitcher (1) (Y)(Z) (29)

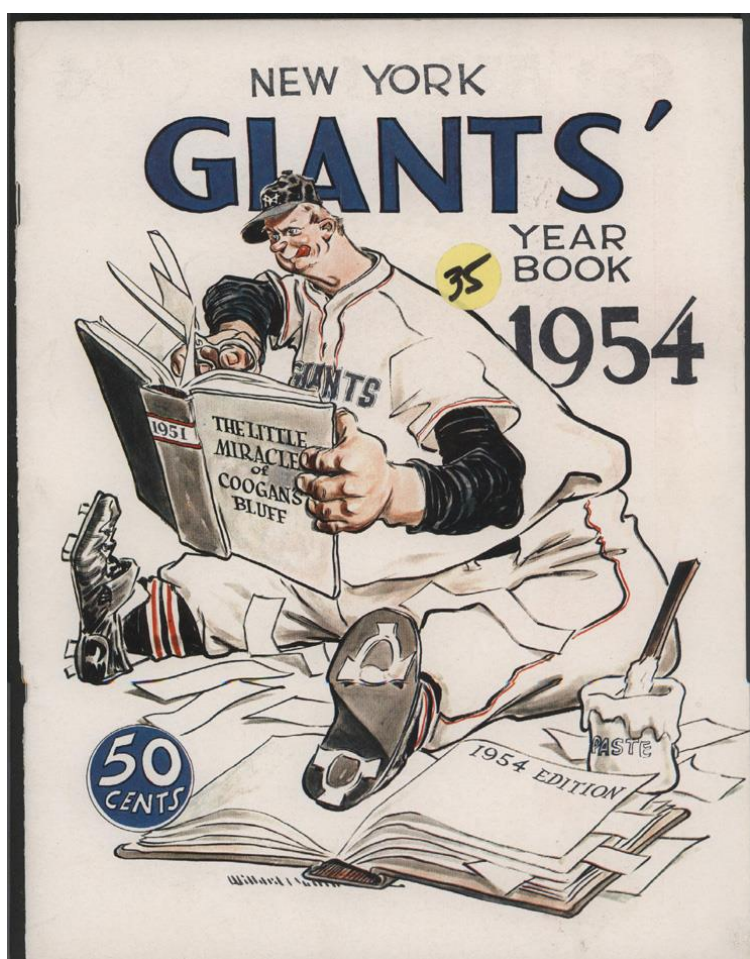
G GS IP W L SV ERA BB SO HR
34 32 218 14 6 2 3.26 70 117 21

Most Games Started: **Antonelli, Gomez, Maglie**: Combined for 53-28 record versus 52-22 in actual play.

	BF	WHIP	H9	HR9	BB9	SO9	SO/W	HR%	SO%	BB%	SO-BB%
APBA Team Pitching	5,825	1.172	6.9	0.8	3.6	4.6	1.25	2.1%	12.2%	9.7%	2.5%
1954	5,939	1.346	8.1	0.7	4.0	4.5	1.13	1.9%	11.7%	10.3%	1.3%

Giants firstbaseman **Whitey Lockman** had four (4) lead-off home runs during the replay season.

	AB	R	H	BI	Opponent	Result
Game 56	5	2	2	1	Cincinnati	Won 4-3 (10 innings)
Game 89	6	3	3	4	@ Cincinnati	Won 19-3
Game 147	4	1	2	1	Philadelphia	Lost 6-2
Game 148	4	1	2	1	@ Brooklyn	Lost 2-1



Game 19: New York (Maglie) at Cincinnati (Baczewski)

Willie Mays and Monte Irvin teamed for back to back home runs in the fourth inning. Gus Bell and Ted Kluszewski responded with a triple and home run. Ace closer, Hoyt Wilhelm closed down the Reds in the 11th and 12th inning for the win.

New York Giants	AB	R	H	BI	SB	BB	SO
Lockman	6	1	2				
Dark	5	1	1				2
Mays	5	2	3	2		1	
Irvin	5	1	2	2			
Mueller	5			1			
Williams	4		1			1	
Thompson	2					1	
Gardner	1						1
Westrum	5		2				
Maglie	1						1
Garagiola	1						
Lennon	1						
Evers	1						
Totals	42	5	11	5	0	3	4

Cincinnati Reds	AB	R	H	BI	SB	BB	SO
Harmon	5	1	1			1	
McMillian	6		1				3
Bell	6	2	3				
Kluszewski	5	1	2	2		1	
Greengrass	4					2	1
Temple	6		2	2			2
Merriman	5		1				
Bailey	5						
Baczewski	1						
Post	1						
Collum	1						
Adams	1		1				
Seminick	1						
Totals	47	4	11	4	0	4	6

TEAM FIELDING RATING - 2

2B Mays 2, Westrum **HR** Mays (10), Irvin (2)
DP Williams **SH** Dark, Irvin, Mueller, Gardner, Maglie
RE Gardner **ER** Lockman

TEAM FIELDING RATING - 2

3B Bell **HR** Kluszewski **CS** Adams **RE** Baczewski
ER Temple

New York Giants	IP	H	R	ER	HR	BB	SO	BF
Maglie	6	7	2	2	1	1	3	27
Spencer	2	4	2	2		1		10
McCall	2						1	6
Wilhelm	2					2	2	8
Totals	12	11	4	4	1	4	6	51

Cincinnati Reds	IP	H	R	ER	HR	BB	SO	BF
Baczewski	4	4	3	3	2		1	16
Collum	4	5	1	1		1	1	17
Smith	3	1				1	2	12
Judson	1	1	1	1		1		5
Totals	12	11	5	5	2	3	4	50

WP Wilhelm (2-0)

LP Judson

GAME 19	1	2	3	4	5	6	7	8	9	10	11	12	R	H	E	LOB	
New York Giants	1	0	0	2	0	1	0	0	0	0	0	1	-	5	11	1	9
Cincinnati Reds	0	0	0	0	2	0	2	0	0	0	0	0	-	4	11	1	11



Game 40: Brooklyn (Podres) at New York (Antonelli)

With two outs in the ninth, Duke Snider homered to quash Johnny Antonelli's no-hitter and shutout.

Brooklyn Dodgers	AB	R	H	BI	SB	BB	SO
Gilliam	4						2
Reese	4						
Snider	4	1	1	1			
Robinson	3					1	
Hodges	2					1	
Campanella	3						2
Furillo	3						2
Hoak	3						
Podres	1					1	1
Moryn	1						
Totals	28	1	1	1	0	3	7

New York Giants	AB	R	H	BI	SB	BB	SO
Williams	2					2	
Dark	3						
Lockman	4						1
Irvin	1						
Rhodes	3						1
Mueller	4	2					
Mays	3	1	1				
Katt	3	1	1	1			1
Gardner	3		2	1			1
Antonelli	3						3
Totals	29	2	6	2	0	2	7

TEAM FIELDING RATING - 1

HR Snider ER Reese

TEAM FIELDING RATING - 2

2B Gardner HR Katt (3) DP Mays SH Dark
RE Lockman

Brooklyn Dodgers	IP	H	R	ER	HR	BB	SO	BF
Podres	7	6	2	2	1	2	6	29
Hughes	1						1	3
Totals	8	6	2	2	1	2	7	32

New York Giants	IP	H	R	ER	HR	BB	SO	BF
Antonelli	9	1	1	1	1	3	7	31
Totals	9	1	1	1	1	3	7	31

LP Podres

WP Antonelli (8-2)

GAME 40	1	2	3	4	5	6	7	8	9	R	H	E	LOB	
Brooklyn Dodgers	0	0	0	0	0	0	0	0	1	-	1	1	1	3
New York Giants	0	1	0	0	1	0	0	0	X	-	2	6	0	6



Game 48: New York (Maglie) at Milwaukee (Burdette)

Eddie Mathews took Marv Grissom downtown with two out in the bottom of the ninth to secure the win in this back and forth affair.

New York Giants	AB	R	H	BI	SB	BB	SO
Lockman	1						
Hofman	4	1	1				
Dark	5	1	1	1			
Thompson	5	4	3	3			1
Irvin	1						
Rhodes	3		1				1
Mueller	5	1	2	2			
Mays	4	2	2	1			1
Gardner	5		1	1			1
Westrum	4		1	1			
Maglie	1						
St. Claire	1						
Corwin	2						1
Totals	41	9	12	9	0	2	3

Milwaukee Braves	AB	R	H	BI	SB	BB	SO
Bruton	5	3	3	1	2		
Logan	5		1	2			1
Mathews	4	2	1	2			1 2
Pafko	4	1	1	3			
Adcock	4						
Pendleton	4	1	1				
O'Connell	4	1	2	1			
White	4	1	1	1			
Burdette	1						
Aaron	1						
Crandell		1					
Calderone	1						
Totals	37	10	10	10	2	1	3

TEAM FIELDING RATING - 2

2B Hofman, Thompson **3B** Mays
HR Dark (5), Thompson (11,12) **ER** Hofman, Gardner
RE Thompson, Rhodes, Gardner, Westrum

TEAM FIELDING RATING - 3

2B O'Connell, White **3B** O'Connell
HR Mathews, Pafko **DP** White **HP** Crandell
RE Mathews, Burdette
ER Bruton, Pendleton, O'Connell 2, Burdette

New York Giants	IP	H	R	ER	HR	BB	SO	BF
Maglie	3	3	4	1	1	1		14
Corwin	3	5	4	4			2	15
Grissom	2.2	2	2	2	1		1	10
Totals	8.2	10	10	7	2	1	3	39

Milwaukee Braves	IP	H	R	ER	HR	BB	SO	BF
Burdette	5	8	6	5	2	2		26
Johnson	2	4	3	3	1		2	10
Jolly	2						1	7
Totals	9	12	9	8	3	2	3	43

LP Grissom (5-1) **HP** Corwin

WP Jolly

GAME 48	1	2	3	4	5	6	7	8	9	R	H	E	LOB	
New York Giants	1	0	1	0	4	2	1	0	0	-	9	12	2	7
Milwaukee Braves	0	1	3	0	0	0	4	0	2	-	10	10	5	3



Game 52: New York (Hearn) at Chicago (Klippstein)

The Giants nuked the Cubs, scoring in every inning but the first and last. Cub defense also committed seven (7) errors.

New York Giants	AB	R	H	BI	SB	BB	SO
Lockman	6	5	5	2		1	
Dark	5	4	3	3		1	
Thompson	5	2	2	1		1	1
Irvin							1
Rhodes	5	3	4	8		1	
Mueller	7	1	3				
Mays	7	1	4	3			
Gardner	6	3	1	1	1		1
Westrum	5	1	1	1	1	2	2
Hearn	3	1		1		1	2
Picone	1						
Totals	50	21	23	20	2	8	6

Chicago Cubs	AB	R	H	BI	SB	BB	SO
Miksis	5		1				
Talbot	5		1				
Jackson	4		1			1	1
Kiner	5	2	2				
Sauer	3	2	2	1			
Banks	3		2	1		1	
Fondy	4		1	1			
Tappe	3		1	1		1	
Klippstein	1						
Baumholtz	1						
Baker	1						
Garagiola	1						
Totals	36	4	11	4	0	3	1

TEAM FIELDING RATING - 2

2B Lockman, Rhodes, Mueller, Gardner
HR Dark (6), Rhodes (1), Mays (17) **HP** Thompson
SH Dark, Gardner, Hearn 2
RE Dark, Mueller, Mays, Gardner 3 **ER** Gardner

TEAM FIELDING RATING - 3

HR Sauer **HP** Sauer **DP** Talbot **RE** Fondy
ER Miksis, Talbot, Banks, Tappe 2, Cole, Brosnan
PO Banks

New York Giants	IP	H	R	ER	HR	BB	SO	BF
Hearn	7.1	10	4	4	1	3	1	35
Picone	1.2	1						5
Totals	9.0	11	4	4	1	3	1	40

Chicago Cubs	IP	H	R	ER	HR	BB	SO	BF
Klippstein	4.2	11	10	5	1	2	4	29
Cole	0.1	1						3
Brosnan	1.0	6	7	7	1	3		13
Willis	1.0	2	3	3	1	3		8
Lown	1.0	2	1	1			1	5
Zick	1.0	1					1	5
Totals	9.0	23	21	16	3	8	6	63

WP Hearn (4-1) **HP** Hearn **PO** Hearn

LP Klippstein

GAME 52	1	2	3	4	5	6	7	8	9	R	H	E	LOB	
New York Giants	0	1	2	4	3	7	3	1	0	-	21	23	1	15
Chicago Cubs	0	1	0	1	0	1	0	1	0	-	4	11	7	9



Game 76: Philadelphia (Wehmeier) at New York (Antonelli)

Granny Hamner tripled in the ninth to force extra innings. The Phillies solved Hoyt Wilhelm in the twelfth inning, scoring three runs. Two runs from four singles in the bottom of the twelfth left Wilhelm with his first loss in the replay season.

Philadelphia Athletics	AB	R	H	BI	SB	BB	SO
Jones	6	1	1	1			2
Ashburn	5		3	1	1	1	1
Lopata	5	1	2			1	1
Schell	5						
Hamner	5		1	1			1
Clark	5	1	1				
Torgeson	5	1	1	1	1		
Morgan	4					1	1
Wehmeier	2						
Burgess	1						
Ennis	1		1				
Command	1						
Kazanski - PR							
Totals	45	4	10	4	2	3	6

New York Giants	AB	R	H	BI	SB	BB	SO
Lockman	6		2				
Dark	5			1			1
Rhodes	5	1	1			1	
Thompson	5		1			1	
Mueller	6	1	4				
Mays	6		2	1			
Williams	6						1
Westrum	5	1	3	1		1	
Antonelli	3		2				
Hofman	1						
Wilhelm	1						1
Gardner	1						1
Totals	50	3	15	3	0	3	4

TEAM FIELDING RATING - 2

2B Jones, Ennis **3B** Ashburn, Hamner, Clark
DP Schell **RE** Wehmeier

TEAM FIELDING RATING - 2

2B Thompson **SH** Dark
ER Mays

Philadelphia A's	IP	H	R	ER	HR	BB	SO	BF
Wehmeier	7.0	5	1	1		3		29
Mrozinski	2.0	3						9
Miller	2.0	3					2	9
Kipper	0.2	4	2	2			1	6
Roberts	0.1						1	1
Totals	12.0	15	3	3	0	3	4	54

New York Giants	IP	H	R	ER	HR	BB	SO	BF
Antonelli	8	2				3	5	29
Grissom	1	2	1	1				4
Wilhelm	3	6	3	3			3	15
Totals	12	10	4	4	0	3	8	48

WP Miller **SV** Roberts

LP Wilhelm (5-1)

GAME 76	1	2	3	4	5	6	7	8	9	10	11	12	R	H	E	LOB	
Philadelphia Athletics	0	0	0	0	0	0	0	0	1	0	0	3	-	4	10	0	8
New York Giants	0	0	1	0	0	0	0	0	0	0	0	2	-	3	15	1	15



Game 99: St. Louis (Poholsky) at New York (Antonelli)

Giants ace Johnny Antonelli was pelted for three home runs, enough to power the Cards to a high scoring win in the Polo Grounds.

St. Louis Cardinals	AB	R	H	BI	SB	BB	SO
Repulski	3	1				2	1
Moon	5	3	4	2			
Schoendienst	4	1	1	2		1	
Musial	5	1	1	2			
Jablonski	5	1	2	1			
Sarni	4	2	1			1	
Cunningham	4	1	1	2		1	
Grammas	4	1	1				
Poholsky	2						2
Haddix	2		1	2			
Frazier	1						
Totals	39	11	12	11	0	5	3

New York Giants	AB	R	H	BI	SB	BB	SO
Lockman	5	2	1	1			2
Mueller	4	2	4				
Mays	4	2	2	2		1	1
Rhodes	4	1	1	3			
Thompson	3	1		1		2	
Hofman	2	1				1	1
Dark	4		4	1		1	
Katt	4		1	1			2
Antonelli	1						1
McCall	2						1
Gardner	1						
Taylor	1						
Totals	35	9	13	9	0	5	8

TEAM FIELDING RATING - 2

2B Haddix **3B** Schoendienst
HR Moon, Musial, Cunningham **HP** Grammas
ER Schoendienst, Grammas

TEAM FIELDING RATING - 3

2B Mueller 2, Mays, Dark **3B** Mays, Rhodes
CS Thompson **SH** Mueller, Rhodes, Hofman 2, Katt
DP Taylor **RE** Lockman, Thompson

St. Louis Cardinals	IP	H	R	ER	HR	BB	SO	BF
Poholsky	3.1	7	6	6		3	5	20
Haddix	4.2	5	2	1		1	3	21
Brazle	1.0	1	1	1		1		4
Totals	9.0	13	9	8	0	5	8	45

New York Giants	IP	H	R	ER	HR	BB	SO	BF
Antonelli	3.0	3	6	6	3	4	1	16
Jansen	0.2	3	2	2			2	5
McCall	3.1	4	2	2		1		16
Hearn	2.0	2	1	1				8
Totals	9.0	12	11	11	3	5	3	45

WP Haddix **SV** Brazle

LP Antonelli (17-4) **HP** McCall

GAME 99	1	2	3	4	5	6	7	8	9	R	H	E	LOB
St. Louis Cardinals	0	0	4	4	0	0	2	1	0	11	12	2	7
New York Giants	2	0	3	1	0	0	1	1	1	9	13	0	9



Game 111: New York (Antonelli) at Pittsburgh (Littlefield)

Jack Shepard, catcher for the Pirates, had the only hit, a single in the seventh inning versus New York ace Johnny Antonelli.

New York Giants	AB	R	H	BI	SB	BB	SO
Williams	4	1	1				
Castleman	5		1				2
Dark	5		1				1
Mays	3		1		1	1	
Hofman	4			1			1
Mueller	4						
Irvin	2	1	1				2
Westrum	3	1					1 2
Antonelli	4		1	1			1
Totals	34	3	6	2	1	4	7

TEAM FIELDING RATING - 2

2B Williams SB Mays HP Williams DP Williams
RE Williams, Castleman

New York Giants	IP	H	R	ER	HR	BB	SO	BF
Antonelli	9.0	1				4	7	32
Totals	9.0	1	0	0	0	4	7	32

WP Antonelli (19-4)

GAME 111	1	2	3	4	5	6	7	8	9	R	H	E	LOB
New York Giants	1	0	0	0	0	0	0	0	2	3	6	0	9
Pittsburgh Pirates	0	0	0	0	0	0	0	0	0	0	1	2	5

Pittsburgh Pirates	AB	R	H	BI	SB	BB	SO
Roberts	2					2	1
Pellagrini	4						2
Skinner	4						2
Thomas	4						1
Gordon	4						
Shepard	2		1				1
Cole	2						1 1
Hall	3						
Littlefield	2						
Henley	1						
Totals	28	0	1	0	0	4	7

TEAM FIELDING RATING - 3

ER Pellagrini, Hetki

Pittsburgh Pirates	IP	H	R	ER	HR	BB	SO	BF
Littlefield	8.0	5	1			2	7	33
Hetki	1.0	1	2	1		2		6
Totals	9.0	6	3	1	0	4	7	39

LP Littlefield HP Littlefield



Key Opponent Batters

Three key opponents batted over .300 versus formidable New York Giant pitching. Hank Sauer, who hit forty-one (41) homers in actual play, bombed the Giants with eight longballs.

Opponent	Team	G	AB	R	H	2B	3B	HR	RBI	SB	BB	SO	BA	OBP	SLG
Snider	BRK	20	74	9	20	3	3	3	11	3	11	12	.270	.365	.514
Robinson	BRK	21	74	8	12	2		2	7	2	12	6	.162	.279	.270
Hodges	BRK	22	79	9	13	2		2	10		9	14	.165	.253	.266
Reese	BRK	20	73	10	16	4			2		10	9	.219	.313	.274
Ashburn	PHI	22	80	14	24	2	5	1	10	4	23	12	.300	.452	.488
Ennis	PHI	21	77	10	29	7		5	12		8	6	.377	.435	.662
Burgess	PHI	15	41	2	9	5			8		4	2	.220	.283	.341
Hamner	PHI	22	90	13	20	5	2	5	15		5	12	.222	.258	.489
Thomas	PIT	22	73	12	12	2	2	1	5		17	12	.164	.326	.288
Gordon	PIT	21	49	4	12	3		1	2	1	9	3	.245	.362	.367
Skinner	PIT	20	68	10	19	4		1	4	1	6	14	.279	.333	.382
Mathews	MIL	20	68	8	11			4	9	1	17	14	.162	.326	.338
Adcock	MIL	19	77	8	22	5	2	1	9		8	9	.286	.349	.442
Aaron	MIL	17	57	4	11	2	1	2	7		4	7	.193	.242	.368
Kiner	CHI	21	75	10	14	3	1	3	7		9	12	.187	.271	.373
Sauer	CHI	20	73	14	20	3		8	15		6	6	.274	.354	.644
Banks	CHI	20	81	9	20	3	1	2	5	1	3	11	.247	.274	.383
Moon	STL	21	81	15	26	4		1	9	3	16	6	.321	.429	.407
Jablonski	STL	22	87	12	22	4		2	15	2	12	11	.253	.343	.368
Schoendienst	STL	22	93	15	27	9	6		15		8	3	.290	.340	.516
Musial	STL	22	74	20	13	1		2	7		24	3	.176	.382	.270
Bell	CIN	22	85	13	24	5	1	3	13	2	7	6	.282	.347	.471
Kluszewski	CIN	22	82	11	23	9		3	13		12	6	.280	.372	.500
Post	CIN	20	53	4	10	1		2	7		1	10	.189	.214	.321
Greengrass	CIN	19	65	7	12	1		3	9		13	12	.185	.321	.338
Temple	CIN	19	70	8	18	2	4		8	2	6	9	.257	.316	.400

Edwin Donald "Duke"

SNIDER
Outfielder (3)

G	AB	R	H	HR
149	584	120	199	40
RBI	SB	BA	SLG	OBP
130	6	.341	.647	.423

11-	1-2	31-	9-6	51-	8-6
12-	25-11	32-	26-11	52-	27-11
13-	14-6	33-	0-2	53-	17-6
14-	30-6	34-	31-6	54-	32-6
15-	8-5	35-	9-6	55-	7-2
16-	28-6	36-	33-6	56-	14-6
21-	13-6	41-	24-7	61-	22-6
22-	0-2	42-	14-6	62-	40-6
23-	32-6	43-	29-11	63-	13-6
24-	13-6	44-	0-2	64-	14-6
25-	8-6	45-	14-6	65-	35-7
26-	12-6	46-	13-6	66-	1-2

J-1

1954 BRK

Theodore Bernard "Big Klu"

KLUSZEWSKI
(S) Firstbaseman (3)

G	AB	R	H	HR
149	573	104	187	49
RBI	SB	BA	SLG	OBP
141	0	.326	.642	.407

11-	1	31-	9	51-	8
12-	25	32-	26	52-	27
13-	14	33-	5	53-	19
14-	30	34-	31	54-	32
15-	8	35-	9	55-	7
16-	28	36-	14	56-	34
21-	32	41-	24	61-	37
22-	6	42-	14	62-	29
23-	26	43-	29	63-	31
24-	13	44-	7	64-	41
25-	8	45-	14	65-	35
26-	12	46-	29	66-	1

J-1

1954 CIN

Henry John "Hank"

SAUER
(S) Outfielder (1)

G	AB	R	H	HR
142	520	98	150	41
RBI	SB	BA	SLG	OBP
103	2	.288	.563	.375

11-	1-1	31-	9-6	51-	9-6
12-	25-8	32-	26-8	52-	27-8
13-	14-6	33-	0-1	53-	16-6
14-	30-7	34-	31-7	54-	32-7
15-	8-2	35-	14-6	55-	8-1
16-	28-7	36-	33-6	56-	13-6
21-	30-6	41-	28-7	61-	40-6
22-	0-1	42-	14-6	62-	13-6
23-	27-6	43-	29-7	63-	30-6
24-	13-6	44-	7-1	64-	22-6
25-	8-5	45-	14-6	65-	35-7
26-	12-6	46-	27-6	66-	1-1

J-1

1954 CHI

Key Opponent Pitchers

In the replay, Harvey Haddix earned the win against the Giants in four of his five decisions.
 In actual play, Robin Roberts pitched 24.6% of Philly total innings from the mound.

Opponent	Team	G	W	L	SV	ERA	IP	H	HR	BB	SO	HBP	BF	WHIP	H9
Roberts	PHI	7	2	3	1	3.66	39 1/3	32	3	9	30	2	163	1.042	7.3
Spahn	MIL	6	2	3		2.74	46	26	6	15	29	4	181	0.891	5.1
Erskine	BRK	9	3	4		3.57	63	38	8	27	47	2	269	1.032	5.4
Haddix	STL	6	4	1		2.38	41 2/3	31	4	15	24		166	1.104	6.7
Rush	CHI	8	2	5		4.82	52 1/3	45	8	17	27	2	231	1.185	7.7
Nuxhall	CIN	4	1		1	2.57	21	19	2	7	13	1	89	1.238	8.1
Littlefield	PIT	5		4		3.95	27 1/3	22	6	11	14	1	121	1.207	7.2

Robin Evan "Robbie"

ROBERTS

Grade B Pitcher (2) (Y)(Z) (33)

G	GS	IP	W	L	SV	ERA	BB	SO	HR
45	38	336	23	15	4	2.97	56	185	35

Warren Edward "Hooks"

SPAHN

Grade B Pitcher (1) (Y)(Z) (34)

G	GS	IP	W	L	SV	ERA	BB	SO	HR
39	34	283	21	12	2	3.14	86	136	24

Harvey, Jr. "Kitten"

HADDIX

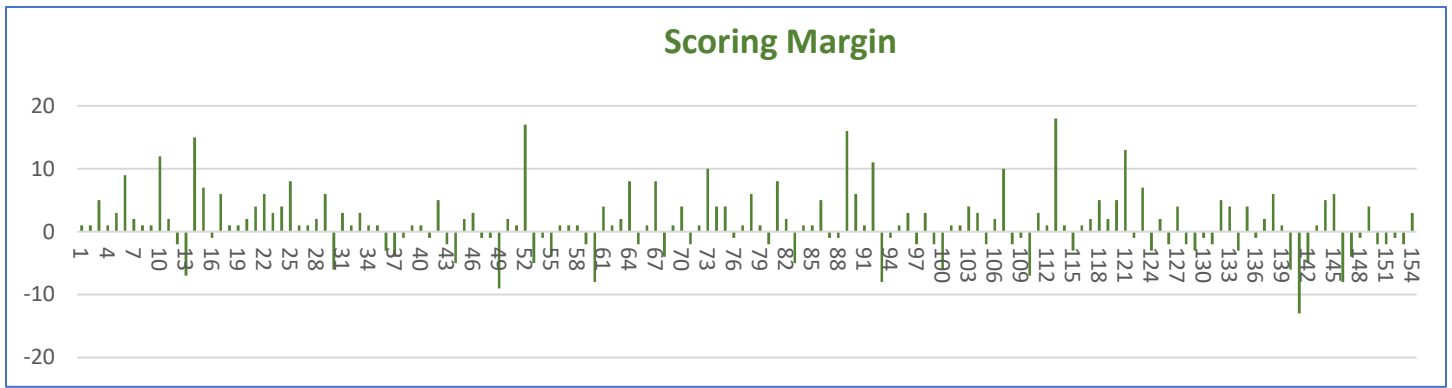
(F) Grade B Pitcher (2) (X)(Z) (30)

G	GS	IP	W	L	SV	ERA	BB	SO	HR
43	35	259	18	13	4	3.57	77	184	26

There were two (2) rainouts during the replay season.

Game 147	Philadelphia	210 020 1 - 6
	New York	101 000 0 - 2

Game 149	New York	101 003 - 5
	Brooklyn	001 00X - 1



	R	H	HR	BB	SO	HBP	PA	SO/W	W%	PYTH
NEW YORK	773	1,340	176	549	670	33	6,051	1.22	.643	.655
OPPONENTS	561	1,076	120	567	710	21	5,825	1.25	.357	.345
DIFFERENCE	212	264	56	(18)	(40)	12	226	-0.03		

Overall, the Giants handled opposition pitching quite well, outscoring (+38%), outhitting (+8%), and out-homer (+47%) opponents.

Super Blowouts: The Giants beat their opponents by 10+ runs nine (9) times, while only losing to their opponents by 10+ runs once.

The Pythagorean statistic predicted a slightly higher winning percentage based on the difference in runs scored versus their opponents throughout the season.

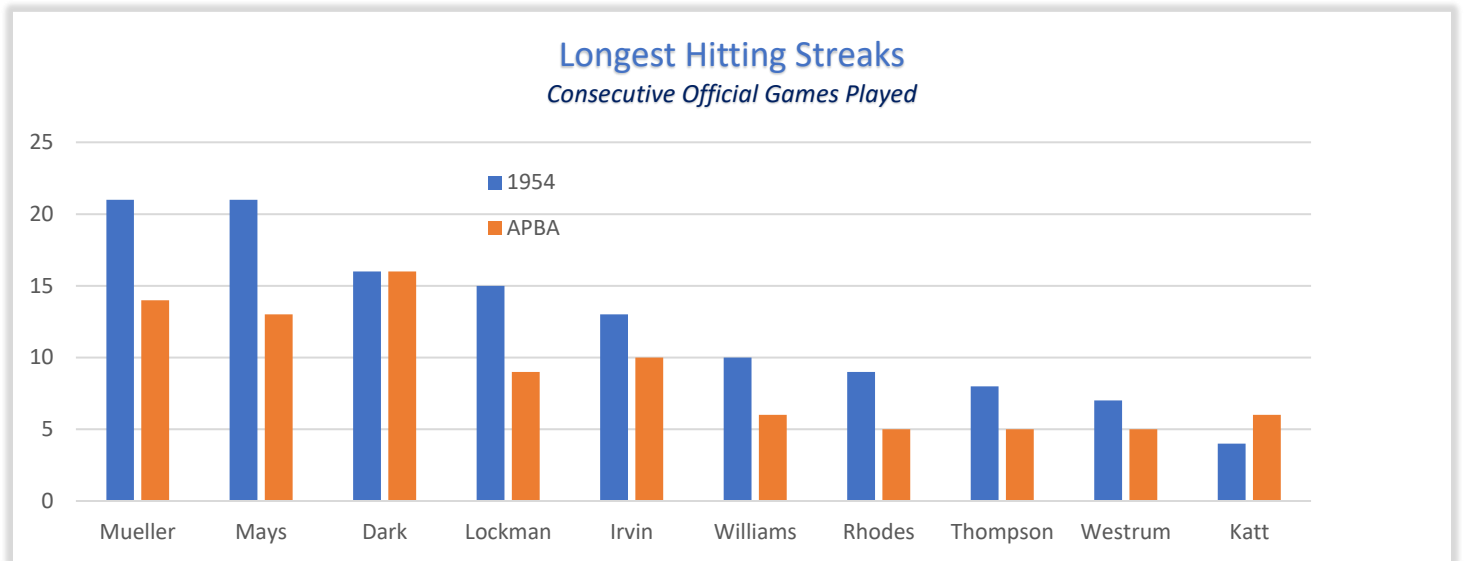
1954 Final Standings (Actual)	W	L	PCT	GB	Manager(s)
New York Giants	97	57	.630	--	Leo Durocher
Brooklyn Dodgers	92	62	.597	5	Walter Alston
Milwaukee Braves	89	65	.578	8	Charlie Grimm
Philadelphia Phillies	75	79	.487	22	Steve O'Neil and Terry Moore
Cincinnati Redlegs	74	80	.480	23	Birdie Tebbetts
St. Louis Cardinals	72	82	.468	25	Eddie Stanky
Chicago Cubs	64	90	.416	33	Stan Hack
Pittsburgh Pirates	53	101	.344	44	Fred Haney


Hitting Streaks

In the replay, catcher Ray Katt improved upon his actual hitting streak by two games (6 versus 4).

Al Dark equaled his 16-game hitting streak.

As a group, Giant key starters achieved 72% of their hitting streak lengths.





Al Dark
SHORTSTOP, NEW YORK GIANTS

Born: 1/7/23
Comanche, Okla.
Height: 5-11½
Weight: 180
Bats: Right
Throws: Right

Al is a great pro. A fine fielder and dangerous hitter, and the possessor of a tremendous competitive spirit. His work was a vital part of the Giants' march to the 1954 pennant. Al appeared in 154 games, all the Giants played, and he hit .293. He had 189 hits for a total of 287 bases. These included 26 doubles, 6 triples and 20 home runs. He batted in 70 runs and scored 98. He began in baseball in 1946 with the then Boston Braves, and came to the Giants in 1950.

© B. G. H. L. I.

PRINTED IN U. S. A.

BATTING RECORD

	PAST YR.	LIFE
Games	154	1052
At Bat	644	4198
Runs	98	668
Hits	189	1244
Home Runs	20	93
R. B. I.	70	463
Bat. Avg.	.293	.296

FIELDING RECORD

Putouts	289	2013
Assists	487	3075
Errors	36	215
Field Avg.	.956	.959

Final Batting	G	PA	AB	R	H	2B	3B	HR	RBI	SB	CS	BB	SO	HP	DP	SH	RE	BA	OBP	SLG
Dark	154	709	662	95	183	28	5	16	72	7	4	28	66	2	15	17	24	.276	.300	.406
1954	154	693	644	98	189	26	6	20	70	5	3	27	40	5	16	17	6	.293	.325	.446

Al Dark batted .406 (13-32) from Game 43 thru Game 49.

Final Batting	G	PA	AB	R	H	2B	3B	HR	RBI	SB	CS	BB	SO	HP	DP	SH	RE	BA	OBP	SLG
Mueller	152	676	639	65	208	29	6	1	82	0	1	21	20	0	18	16	2	.326	.339	.394
1954	153	658	619	90	212	35	8	4	71	2	3	22	17	2	19	15	7	.342	.363	.444

Don Mueller posted the lowest strikeout percentage in the replay (3.0%) and in actual play (2.6%).

Final Batting	G	PA	AB	R	H	2B	3B	HR	RBI	SB	CS	BB	SO	HP	DP	SH	RE	BA	OBP	SLG
Thompson	136	570	460	93	109	12	3	25	79	0	1	92	66	2	9	16	21	.237	.356	.439
1954	136	557	448	76	118	18	1	26	86	3	0	90	58	5	7	14	6	.263	.389	.482

Hank Thompson registered seven (7) three-hits games.

Alvin Ralph "Al"
DARK
(F) Shortstop (8)

G	AB	R	H	HR
154	644	98	189	20
RBI	SB	BA	SLG	OBP
70	5	.293	.446	.325

11- 0-2	31- 9-6	51- 8-6
12- 25-11	32- 26-11	52- 27-11
13- 23-6	33- 0-2	53- 19-6
14- 30-6	34- 31-6	54- 32-6
15- 8-4	35- 9-6	55- 7-2
16- 28-6	36- 33-6	56- 13-6
21- 32-6	41- 24-11	61- 27-6
22- 7-2	42- 39-6	62- 26-6
23- 26-6	43- 29-6	63- 31-6
24- 31-6	44- 7-2	64- 13-6
25- 8-6	45- 14-6	65- 35-11
26- 12-6	46- 27-6	66- 1-1

J-0
1954 NYG

Donald Frederick "Mandrake"
MUELLER
(S) Outfielder (1)

G	AB	R	H	HR
153	619	90	212	4
RBI	SB	BA	SLG	OBP
71	2	.342	.444	.363

11- 0-1	31- 8-6	51- 8-6
12- 25-8	32- 26-8	52- 27-8
13- 29-6	33- 0-2	53- 17-6
14- 30-7	34- 31-7	54- 32-7
15- 7-2	35- 8-6	55- 7-2
16- 28-6	36- 14-6	56- 34-6
21- 30-6	41- 24-6	61- 24-6
22- 7-2	42- 9-6	62- 27-6
23- 26-6	43- 29-6	63- 31-6
24- 31-6	44- 7-2	64- 9-6
25- 8-5	45- 40-6	65- 35-6
26- 12-6	46- 29-6	66- 0-1


J-0
1954 NYG

Henry Curtis "Hank"
THOMPSON
Thirdbaseman (4) (2B-6) (OF-1)

G	AB	R	H	HR
136	448	76	118	26
RBI	SB	BA	SLG	OBP
86	3	.263	.482	.389

11- 5	31- 14	51- 9
12- 25	32- 26	52- 27
13- 14	33- 5	53- 18
14- 30	34- 31	54- 32
15- 8	35- 39	55- 8
16- 28	36- 14	56- 34
21- 30	41- 28	61- 22
22- 8	42- 14	62- 13
23- 29	43- 29	63- 31
24- 13	44- 8	64- 14
25- 9	45- 14	65- 35
26- 12	46- 13	66- 1

J-1
1954 NYG



Final Batting	G	PA	AB	R	H	2B	3B	HR	RBI	SB	CS	BB	SO	HP	DP	SH	RE	BA	OBP	SLG
Mays	151	653	567	124	202	30	15	41	123	8	0	78	43	1	13	7	4	.356	.430	.679
1954	151	641	565	119	195	33	13	41	110	8	5	66	57	2	12	7	9	.345	.411	.667

Willie Mays banked twenty-three (23) games with three (3) or more hits.

Willie Howard, Jr. "Say Hey Kid"

MAYS

(F) Outfielder (3)

G	AB	R	H	HR
151	565	119	195	41
RBI	SB	BA	SLG	OBP
110	8	.345	.667	.411

11- 1-1	31- 8-2	51- 8-2
12- 25-6	32- 26-6	52- 27-6
13- 14-6	33- 0-2	53- 16-6
14- 30-6	34- 31-6	54- 32-6
15- 10-2	35- 9-4	55- 7-2
16- 28-6	36- 33-6	56- 13-6
21- 30-6	41- 24-7	61- 14-5
22- 0-2	42- 9-6	62- 40-6
23- 26-6	43- 29-7	63- 31-6
24- 13-6	44- 0-2	64- 14-6
25- 8-2	45- 14-6	65- 35-8
26- 12-6	46- 27-6	66- 1-1

J-0

1954 NYG



Game 108: Milwaukee (Conley) at New York (Antonelli)

Willie Mays blasted a home run with two out in the bottom of the ninth inning to force extra innings. The Braves whittled two runs from Windy McCall in the 15th inning to secure the road win.

Milwaukee	000 000 210 000 002 - 5
New York	000 000 201 000 000 - 3

Final Batting	G	PA	AB	R	H	2B	3B	HR	RBI	SB	CS	BB	SO	HP	DP	SH	RE	BA	OBP	SLG
Rhodes	83	200	164	34	48	5	3	14	48	0	0	29	29	2	2	5	5	.293	.395	.616
1954	82	186	164	31	56	7	3	15	50	1	0	18	25	1	2	3	4	.341	.410	.695

Dusty Rhodes hit three (3) pinch hit home runs and hit four (4) additional home runs in games where he had only one plate appearance.

James Lamar "Dusty"

RHODES


(S) Outfielder (1)

G	AB	R	H	HR
82	164	31	56	15
RBI	SB	BA	SLG	OBP
50	1	.341	.695	.410

11- 1	31- 8	51- 8
12- 25	32- 26	52- 27
13- 14	33- 4	53- 15
14- 30	34- 31	54- 32
15- 8	35- 9	55- 7
16- 28	36- 14	56- 34
21- 13	41- 26	61- 40
22- 5	42- 9	62- 13
23- 29	43- 29	63- 32
24- 13	44- 5	64- 14
25- 8	45- 14	65- 35
26- 12	46- 13	66- 1

J-3

1954 NYG



Giants outfielder **Dusty Rhodes** knocked in eight runs at Wrigley Field.

	AB	R	H	2B	HR	BI	Opponent	Result
Game 52	5	3	4	1	1	8	@Chicago	Won 21-4

New York Giants – Non-pitchers – Final Batting Statistics

Final Batting	G	PA	AB	R	H	2B	3B	HR	RBI	SB	CS	BB	SO	HP	DP	SH	RE	BA	OBP	SLG
Lockman	143	636	566	94	138	18	2	14	51	2	3	59	63	1	3	10	24	.244	.311	.357
1954	148	639	570	73	143	17	3	16	60	2	2	59	31	0	3	10	8	.251	.318	.375
Williams	142	616	539	63	97	13	3	5	49	6	4	62	62	5	13	10	15	.180	.266	.243
1954	142	601	544	65	121	18	3	9	46	1	1	43	33	5	15	9	10	.222	.284	.316
Irvin	129	498	419	74	116	14	5	21	82	9	0	64	26	5	17	10	8	.277	.371	.484
1954	135	512	432	62	113	13	3	19	64	7	4	70	23	2	18	8	5	.262	.363	.438
Westrum	85	310	272	26	54	7	1	9	46	2	1	30	73	2	2	6	12	.199	.277	.331
1954	98	299	246	25	46	3	1	8	27	0	1	45	60	3	2	5	1	.187	.315	.305
Katt	66	238	214	18	45	3	2	9	33	0	0	13	31	0	6	11	7	.210	.244	.369
1954	86	227	200	26	51	7	1	9	33	1	0	19	29	0	4	8	3	.255	.314	.435
Hofman	62	158	132	20	29	4	1	7	21	0	0	19	16	2	1	5	5	.220	.316	.424
1954	71	148	125	12	28	5	0	8	30	0	0	17	15	1	3	5	1	.224	.317	.456
Gardner	51	127	118	8	18	3	0	1	12	1	1	4	26	0	1	5	8	.153	.173	.203
1954	62	115	108	10	23	5	0	1	7	0	1	6	19	1	1	0	1	.213	.261	.287
Taylor	47	78	70	5	16	0	0	2	7	0	0	4	11	2	1	2	0	.229	.282	.314
1954	55	72	65	4	12	1	0	2	10	0	0	3	15	2	0	2	0	.185	.239	.292
St. Claire	21	64	46	8	7	1	0	4	6	0	0	15	11	3	3	0	2	.152	.391	.435
1954	20	55	42	5	11	1	0	2	6	0	0	12	7	1	1	0	3	.262	.436	.429
Castleman	13	16	13	0	3	0	0	0	2	0	0	1	5	1	1	1	1	.231	.313	.231
1954	13	14	12	0	3	0	0	0	1	0	0	0	3	1	1	1	0	.250	.308	.250
Garagiola	10	22	15	1	2	0	0	0	1	0	0	3	2	3	0	1	1	.133	.364	.133
1954	5	13	11	1	3	2	0	0	1	0	0	1	2	0	0	1	0	.273	.308	.455
Evers	11	11	11	0	0	0	0	0	0	0	0	0	4	0	0	0	0	.000	.000	.000
1954	12	11	11	1	1	0	0	1	3	0	0	0	6	0	0	0	0	.091	.091	.364
Rodin	6	6	6	1	2	1	0	0	0	0	0	0	2	0	0	0	0	.333	.333	.500
1954	5	6	6	0	0	0	0	0	0	0	0	0	2	0	0	0	0	.000	.000	.000
Gentry	5	5	5	0	1	0	0	0	0	0	0	0	1	0	1	0	0	.200	.200	.200
1954	5	5	4	0	1	0	0	0	1	0	0	1	0	0	0	0	0	.250	.400	.250
Samford	11	10	10	6	1	0	0	0	2	0	0	0	0	0	1	0	1	.100	.100	.100
1954	12	5	5	2	0	0	0	0	0	0	1	0	1	0	1	0	0	.000	.000	.000
Amalfitano	4	5	5	0	1	0	0	0	0	0	0	0	3	0	0	0	0	.200	.200	.200
1954	9	5	5	2	0	0	0	0	0	0	0	0	4	0	0	0	0	.000	.000	.000
Lennon	3	3	3	0	0	0	0	0	0	0	0	0	0	0	0	0	0	.000	.000	.000
1954	3	3	3	0	0	0	0	0	0	0	0	0	0	0	0	0	0	.000	.000	.000

Games 145: Milwaukee (Burdette) at New York (Grissom)

In a rare start, Marv Grissom hurled a no-hitter versus the Milwaukee Braves. Grissom walked four and struckout four. Two Braves reached on error.

Milwaukee 000 000 000 - 0
 New York 021 000 21X - 6

New York Giants – Pitchers – Final Batting Statistics

Final Batting	G	PA	AB	R	H	2B	3B	HR	RBI	SB	CS	BB	SO	HP	DP	SH	RE	BA	OBP	SLG
Antonelli	39	98	92	9	20	0	0	2	7	1	0	2	22	0	1	4	2	.217	.224	.283
1954	39	106	98	6	16	0	0	2	9	0	0	4	25	0	2	4	4	.163	.196	.224
Gomez	40	75	69	11	20	0	0	5	11	0	0	0	7	2	2	4	1	.290	.293	.507
1954	49	86	81	11	14	1	0	2	6	0	2	0	8	1	2	4	1	.173	.183	.259
Maglie	42	77	59	2	6	0	0	0	4	0	1	5	20	0	0	13	4	.102	.143	.102
1954	34	81	63	3	8	0	0	0	1	0	0	4	16	1	0	13	0	.127	.191	.127
Hearn	32	45	34	7	5	1	0	0	2	0	0	6	13	0	1	5	1	.147	.244	.176
1954	29	53	45	2	5	1	0	1	3	0	0	3	17	0	1	5	1	.111	.167	.200
Liddle	29	43	32	7	6	0	0	0	2	0	1	9	10	0	0	2	1	.188	.349	.188
1954	29	47	37	3	7	0	0	0	2	0	0	8	12	0	0	2	0	.189	.333	.189
Grissom	51	29	24	1	0	0	0	0	0	0	0	3	9	0	0	2	3	.000	.103	.000
1954	56	36	32	3	5	0	0	0	1	0	0	2	11	0	0	2	0	.156	.206	.156
Wilhelm	48	20	20	0	1	0	0	0	0	0	0	0	9	0	0	0	0	.050	.050	.050
1954	57	22	21	0	1	0	0	0	1	0	0	0	8	0	0	1	0	.048	.048	.048
Jansen	11	13	12	1	2	0	0	0	1	0	0	1	6	0	1	0	0	.167	.231	.167
1954	13	14	14	1	4	1	0	0	1	0	0	0	4	0	0	0	0	.286	.286	.357
McCall	21	12	12	0	0	0	0	0	0	0	0	0	3	0	0	0	0	.000	.000	.000
1954	33	12	11	0	0	0	0	0	1	0	0	1	4	0	0	0	1	.000	.083	.000
Worthington	9	7	7	0	0	0	0	0	0	0	0	0	3	0	0	0	0	.000	.000	.000
1954	10	4	4	0	0	0	0	0	0	0	0	0	2	0	0	0	0	.000	.000	.000
Spencer	7	2	2	0	0	0	0	0	0	0	0	0	1	0	0	0	1	.000	.000	.000
1954	6	3	3	0	0	0	0	0	0	0	0	0	2	0	0	0	0	.000	.000	.000
Corwin	11	10	10	0	0	0	0	0	1	0	0	0	3	0	0	0	1	.000	.000	.000
1954	23	3	3	1	0	0	0	0	0	0	0	0	2	0	0	0	0	.000	.000	.000
Picone	6	4	4	0	0	0	0	0	0	0	0	0	2	0	0	0	0	.000	.000	.000
1954	5	2	1	0	0	0	0	0	0	0	0	1	1	0	0	0	0	.000	.500	.000
Monzant	2	3	0	0	0	0	0	0	0	0	0	1	0	0	0	0	0			
1954	6	2	0	0	0	0	0	0	0	0	0	1	0	0	0	0	0			
Konikowski	6	1	0	0	0	0	0	0	0	0	0	1	0	0	0	0	0			
1954	10	1	0	0	0	0	0	0	0	0	0	1	0	0	0	0	0			
Giel	2	0	0	0	0	0	0	0	0	0	1	0	0	0	0	0	0			
1954	6	0	0	0	0	0	0	0	0	0	0	0	0	0	0	0	0			

Game 33: New York (Gomez) at Philadelphia (Penson)

Down 2-0 in the ninth, Don Mueller singles in Whitey Lockman and Hank Thompson to tie the game. Willie Mays clears the bases with his 13th home run to seal the 9th inning comeback win.

New York 000 000 005 - 5
 Philadelphia 100 010 000 - 2

New York Giants – Final Pitching Statistics

Final Pitching	G	GS	IP	W	L	SV	ERA	BB	SO	HR	Grade
Antonelli	39	37	258 2/3	24	7	1	2.09	105	185	18	
1954	39	37	258 2/3	21	7	2	2.30	94	152	22	A(X)
Gomez	40	32	221 2/3	17	10	0	2.76	81	114	17	
1954	37	32	221 2/3	17	9	0	2.88	109	106	20	B(Y)
Maglie	42	32	218 1/3	12	11	0	3.71	77	99	30	
1954	34	32	218 1/3	14	6	2	3.26	70	117	21	B(Y)(Z)
Hearn	32	18	133	10	5	3	4.60	56	43	8	
1954	29	18	130	8	8	1	4.15	66	45	10	C
Liddle	29	19	127	8	9	0	3.47	48	43	12	
1954	28	19	126 2/3	9	4	0	3.06	55	44	5	B
Grissom	51	3	122 1/3	10	3	17	2.28	39	57	10	
1954	56	3	122 1/3	10	7	17	2.35	50	64	13	B(A*)(Y)
Wilhelm	48	0	112	9	4	7	1.77	60	70	8	
1954	57	0	111 1/3	12	4	7	2.10	52	64	5	A*(X)(W)
Jansen	11	7	42 2/3	3	3	0	4.64	17	17	1	
1954	13	7	40 2/3	2	2	0	5.98	15	15	5	D
McCall	21	4	61	2	3	2	3.98	21	41	7	
1954	33	4	61	2	5	2	3.25	30	48	9	C(B*)(X)
Worthington	9	1	21	3	0	0	5.57	14	7	0	
1954	10	1	18	0	2	0	3.50	15	8	0	D(C*)(W)
Spencer	7	0	13	0	0	0	6.23	12	2	0	
1954	6	0	12 1/3	1	0	0	3.65	8	4	1	C*(W)
Corwin	11	0	31 1/3	1	0	0	4.88	13	15	4	
1954	20	0	31 1/3	1	3	0	4.02	14	14	4	C*(Y)
Picone	6	0	14 2/3	0	0	0	4.91	8	2	2	
1954	5	0	13 2/3	0	0	0	5.27	11	6	1	D(W)
Monzant	2	1	8	0	0	0	9.00	6	2	1	
1954	6	1	7 2/3	0	0	0	4.70	11	5	0	D(Y)(W)
Konikowski	6	0	12 2/3	0	0	0	9.95	8	11	2	
1954	10	0	12	0	0	0	7.50	12	6	1	D*(Y)(W)
Geil	2	0	4 1/3	0	0	0	2.08	2	2	0	
1954	6	0	4 1/3	0	0	0	8.31	2	4	0	D*(XY)


Johnny Antonelli led the team with a 0.893 WHIP.

Sal Maglie allowed 25% of the total home runs by opponents.

Hoyt Wilhelm allowed the lowest Hits per nine innings at 4.2.

Giant bats were very productive during Red Worthington's appearances.

Ruben Gomez blasted five (5) home runs in his seventy-five (75) appearances at the plate.



1954 World Series – Cleveland Indians vs. New York Giants

The New York Giants astonished the heavily favored Cleveland Indians by sweeping the World Series in the replay and in actual play. The Cleveland Indians barreled through the season with a 111-43 record and at the time, all-time best winning percentage in the A.L. (.721).

Replay G1	1	2	3	4	5	6	7	8	9	R	H	L	E
Cleveland	0	0	2	0	2	2	0	0	0	6	10	7	1
New York	0	1	4	2	0	0	1	0	X	8	8	4	1

Game 1: Home runs by Wille Mays and Monte Irvin in the 4th inning set the stage for victory. New York leads Series 1-0

Replay G2	1	2	3	4	5	6	7	8	9	R	H	L	E
Cleveland	0	0	1	0	0	0	0	0	3	4	4	3	1
New York	3	1	0	1	0	0	1	1	X	7	10	6	0


Game 2: Johnny Antonelli hits two home runs and captures the win on the mound. New York leads Series 2-0

Replay G3	1	2	3	4	5	6	7	8	9	10	R	H	L	E
New York	0	0	0	2	0	0	0	0	0	2	4	4	4	4
Cleveland	1	0	0	0	0	0	0	1	0	0	2	4	9	1

Game 3: Back-up secondbaseman Bobby Hofman homers in the tenth inning to squash the Indian comeback. New York leads Series 3-0

Replay G4	1	2	3	4	5	6	7	8	9	R	H	L	E
New York	0	0	0	0	0	3	0	0	1	4	5	5	1
Cleveland	1	0	0	0	0	0	0	0	0	1	3	3	0

Game 4: Willie Mays secures the crown with home runs in the 6th and 9th innings. New York sweeps Series 4-0



(F) Willie Mays Outfielder (3)

'The Catch' by Willie Mays in Game 1 of the 1954 World Series at the Polo Grounds: In the eighth inning with the score tied at two, Vic Wertz hit a flyball to center, certain to score the baserunners.

The 'Say Hey Kid' made an over-the-shoulder catch at full gas for the putout. Mays spun and threw back to the infield to keep the runners from advancing.

The Catch is considered one of the greatest plays in baseball history.

1954 World Series Statistics – Cleveland Indians (0-4)

Cleveland	G	PA	AB	R	H	2B	3B	HR	BI	TB	SB	CS	BB	SO	DP	HP	SH	RE	PO	A	ER	BA	OBP	SLG
Avila	4	18	16	3	5	1			1	6	1		2	2					5	9		.313	.389	.375
Doby	4	18	16	2	2			2	5	8			1	5			1		11			.125	.167	.500
Smith	4	18	14	4	5	2	1		2	9			4	1					5			.357	.500	.643
Wertz	4	16	15	1	1	1				2			1	1				4	48	4	2	.067	.125	.133
Hegan	4	14	14	1	1			1	1	4			2	1				2	17	2		.071	.071	.286
Rosen	3	13	12		2				2	2	1		1	1					5	14		.167	.231	.167
Westlake	4	9	9											3					3			.000	.000	.000
Strickland	3	9	6		1					1	1		2	1		1			2	5		.167	.444	.167
Philley	2	8	7	1	2	1			1	3			1	1	1				3			.286	.375	.429
Dente	2	6	6	1	2					2									2	5	1	.333	.333	.333
Majeski	1	5	4										1	1					1	5		.000	.200	.000
Pope	4	4	4											1								.000	.000	.000
Lemon	2	3	3											1					1	1		.000	.000	.000
Garcia	1	2	2											1	1					2		.000	.000	.000
Houtteman	2	1	1																	1		.000	.000	.000
Wynn	1	1	1																	2		.000	.000	.000
Mitchell	1	1	1											1								.000	.000	.000
Glynn	1	1	1																			.000	.000	.000
Mossi	3																			1				
Newhouser	2																							
Narleski	2																			1				
Totals	4	147	132	13	21	5	1	3	12	37	3	0	13	22	3	1	1	6	105	50	3	.159	.238	.280

Cleveland	G	IP	H	R	ER	HR	BB	SO	HP	WP	BK	BF	W	L	SV	GS	GF	CG	ERA	WHIP	H9
Lemon	2	11 1/3	9	10	10	3	6	5				49		2	2				7.94	1.32	7.1
Garcia	1	7	2	2	2	1	1	3				24			1				2.57	0.43	2.6
Mossi	3	4	4	4	3	2	3	2				19		1		2			6.75	1.75	9.0
Wynn	1	4	6	5	4	2	3		1			23		1	1				9.00	2.25	13.5
Newhouser	2	3	1	1	1	1		2				10				1			3.00	0.33	3.0
Narleski	2	3	3	1	1	1	1	2				13				1			3.00	1.33	9.0
Houtteman	2	2 2/3	2									9							0.00	0.75	6.8
Totals	4	35	27	23	21	10	14	14	1	0	0	147	0	4	0	4	4	0	5.40	1.17	6.9

Team Fielding 0.981

ON THIS DAY IN 1954

16 PAGES OF COLOR COMICS
 5¢
BROOKLYN EAGLE

GIANTS NEW WORLD CHAMPS

Full Accord Is Won On Bonn Freedom

CIVIC GROUPS RALLY TO BAR TRANSIT CUT

Paris Double Agent Captured in Flight To Swiss Frontier

Class Alters Has to Warn Of Radiation


TAKE 4th STRAIGHT. 7 to 4. EQUAL MIRACLE OF 1914

1954 World Series Statistics – New York Giants (4-0)

New York	G	PA	AB	R	H	2B	3B	HR	BI	TB	SB	CS	BB	SO	DP	HP	SH	RE	PO	A	ER	BA	OBP	SLG
Lockman	4	18	13	3	4	2				6		1	3				2		36	1		.308	.389	.462
Dark	4	17	13	1	5	2			2	7	1		2	2			2		9	9		.385	.412	.538
Westrum	4	16	16		1				1	1				4					26	2		.063	.063	.063
Mueller	4	16	15	1	1		1		2	3				1	1		1		8			.067	.063	.200
Mays	4	16	14	7	6	1	1	4	7	21			2	1					14	1		.429	.500	1.500
Irvin	4	16	14	1	3			1	2	6				2		1	1		9			.214	.250	.429
Thompson	4	16	12	5	3	1		2	4	10			4	1				1	6	12		.250	.438	.833
Williams	4	14	13		1					1			1						2	8	4	.077	.143	.077
Antonelli	1	4	4	3	2			2	2	8				1				1	1	1		.500	.500	2.000
Wilhelm	2	3	3																		1	.000	.000	.000
Hofman	1	2	2	1	1			1	2	4												.500	.500	2.000
Gomez	1	2	2																			.000	.000	.000
Liddle	1	2	2											1								.000	.000	.000
Maglie	1	2	1	1									1							1		.000	.500	.000
Rhodes	2	2	1										1	1								.000	.500	.000
Grissom	1	1	1															1				.000	.000	.000
McCall	1																							
Gardner	1																							
Totals	4	147	126	23	27	6	2	10	22	67	1	1	14	14	1	1	6	3	111	35	5	.214	.286	.532

New York	G	IP	H	R	ER	HR	BB	SO	HP	WP	BK	BF	W	L	SV	GS	GF	CG			ERA	WHIP	H9
Antonelli	1	8	3	3	3	1	3	7				29	1			1					3.38	0.75	3.4
Gomez	1	7	3	1			3	5				29	1			1					0.00	0.86	3.9
Liddle	1	7	3	1	1	1	1					25	1			1					1.29	0.57	3.9
Wilhelm	2	6	1				1	4				21			2		2				0.00	0.33	1.5
Maglie	1	5	9	6	6		1	3	1			25	1			1					10.80	2.00	16.2
Grissom	1	3	1	1	1		3	1				13			1		1				3.00	1.33	3.0
McCall	1	1	1	1	1	1	1	2				5					1				9.00	2.00	9.0
Totals	4	37	21	13	12	3	13	22	1	0	0	147	4	0	3	4	4	0			2.92	0.92	5.1

Team Fielding 0.967



1954 All-Star Game – Cleveland Municipal Stadium, Cleveland, Ohio – 7/13/54



The Americans came out swinging starting with Al Rosen's three run homer in the first inning. The Nationals cut the lead to one before Giant reliever Merv Grissom gave up three runs in the seventh inning, fortifying the American lead.

National League	AB	R	H	BI	SB	BB	SO
Hamner	3		1				2
Schoendienst	2						
Dark	4		1	2			
Snider	4	1	2				1
Musial	4		1				
Kluszewski	4	1	2	2			1
Jablonski	3						1
Jackson	1						
Robinson	1						1
Mays	2	1	1		1		
Campanella	2	1					1
Burgess	1						
Mueller							1
Thomas	1						
Bell	1						
Hodges	1						
Totals	34	4	8	4	1	3	5

American League	AB	R	H	BI	SB	BB	SO
Minoso	4						1
Avila	5	2	2				
Mantle	2	2	1				3
Berra	4						1
Rosen	3	2	1	3			1
Boone	4	1	2	2			
Bauer	2	1	1	1			
Fox	2		2	1			
Carrasquel	4		1				
Ford							
Doby	1						1
Vernon	1		1	1			
Williams							1
Totals	32	8	11	8	0	5	3

TEAM FIELDING RATING - 2

2B Snider 2, Musial, Kluszewski
 HR Kluszewski CS Hamner

TEAM FIELDING RATING - Start-2, End-1

3B Vernon HR Rosen, Bauer HP Minoso
 DP Carrasquel 2 SH Ford

National League	IP	H	R	ER	HR	BB	SO	BF
Roberts	2	4	3	3	1			10
Antonelli	2	1	1	1	1	1	1	8
Spahn	2	3	1	1		1		10
Grissom	2	3	3	3		3	2	11
Totals	8	11	8	8	2	5	3	39

American League	IP	H	R	ER	HR	BB	SO	BF
Ford	3	2				1	1	11
Lemon	1	1					1	4
Porterfield	2	2	2	2	1	1	2	9
Keegan	2	3	2	2		1	1	10
Trucks	1							3
Totals	9	8	4	4	1	3	5	37

LP Roberts HP Spahn

WP Ford WD Porterfield

1954 All Star Game	1	2	3	4	5	6	7	8	9	R	H	E	LOB	1954 - Actual			
														R	H	E	
National League	0	0	0	0	0	2	2	0	0	-	4	8	0	6	9	14	0
American League	3	0	0	1	0	1	3	0	X	-	8	11	0	7	11	17	1

A Slice of Baseball History - Game 150: New York Giants at Brooklyn Dodgers

With the season winding down, the Brooklyn Dodgers called up **Karl Spooner, Grade B (KXY)** for his Major League debut on September 22, 1954 at the age of 23. He allowed only 3 hits, all singles and struck out 15 batters, setting a Major League Baseball record for most strikeouts by a pitcher in his major league debut.

Spooner also set another record for pitching debuts by recording six consecutive strikeouts, striking out the side in both the 7th and 8th innings.

Four days later, Spooner beat the Pittsburgh Pirates, 1-0, striking out 12 and surrendering 4 hits. Although he only started two games for the Dodgers, Spooner, compiled two complete game shutouts, throwing 18 innings, giving up 7 total hits and no runs. His 27 strikeouts in two successive games was a National League record (not just for rookies) and was second only to Bob Feller's 28 on the major league list.

However, during spring training prior to the 1955 season, Spooner entered a game without warming up properly. A severe arm injury was the result, after which Spooner was out of action until a comeback, but with only fairly mild success.

Prior to the injury, Spooner threw a fastball which ranged in the mid to high 90's. Post-injury, that was not the case. In his final appearance with the Dodgers, Spooner started game 6 of the 1955 World Series, and was shellacked, giving up 5 runs in one-third of an inning, taking the loss.

Spooner never again played in the majors.



Karl Benjamin "King" SPOONER										
Grade B Pitcher (1) (KXY) (34)										
G	GS	IP	W	L	SV	ERA	BB	SO	HR	
2	2	18	2	0	0	0.00	6	27	0	

Game 150: New York at Brooklyn	IP	H	R	ER	HR	BB	SO	BF
Spooner (W, 1-0)	9	4					15	31
Actual (W, 1-0)	9	3				3	15	34

Game 154: Pittsburgh at Brooklyn	IP	H	R	ER	HR	BB	SO	BF
Spooner (W, 2-0)	9	5	2	2		2	15	36
Actual (W, 2-0)	9	4				3	12	34

Replay Notes

All games were played with cards and dice. Score was kept on paper and statistics were compiled via Excel.

Starting lineups were derived from Baseball-reference.com and transferred into Excel scoresheets.

Plate appearances and sacrifice hits for batters and innings pitched and saves for pitchers were monitored throughout the season to best adjust for reality.

First Roll: June 18, 2020

Junior Gilliam, Brooklyn

41-24, Groundout, versus

Sal Maglie B(Y)(Z), New York

James William "Junior" GILLIAM (F) Secondbaseman (7) (OF-2)				
G	AB	R	H	HR
146	607	107	171	13
RBI	SB	BA	SLG	OBP
52	8	.282	.418	.361
11- 0-1	31- 9-2	51- 9-2		
12- 25-11	32- 26-11	52- 27-11		
13- 14-6	33- 0-1	53- 18-6		
14- 30-6	34- 31-6	54- 32-6		
15- 8-1	35- 36-2	55- 8-1		
16- 28-6	36- 14-6	56- 34-6		
21- 30-6	41- 24-11	61- 32-2		
22- 7-1	42- 14-6	62- 26-6		
23- 26-6	43- 29-11	63- 31-6		
24- 30-6	44- 8-1	64- 13-2		
25- 8-1	45- 14-6	65- 35-7		
26- 12-6	46- 27-6	66- 0-1		
J-1				
	1954 BRK			

Last Roll: August 28, 2020

Mel Clark, Philadelphia

26-12, Fielders choice, versus

Larry Jansen D, New York

Melvin Earl "Mel" CLARK Outfielder (1)				
G	AB	R	H	HR
83	233	26	56	1
RBI	SB	BA	SLG	OBP
24	0	.240	.352	.291
11- 0-1	31- 14-6	51- 9-6		
12- 25-8	32- 26-8	52- 27-8		
13- 40-6	33- 0-5	53- 16-6		
14- 30-7	34- 31-7	54- 32-7		
15- 8-6	35- 13-6	55- 8-6		
16- 28-7	36- 33-6	56- 34-6		
21- 32-6	41- 24-7	61- 24-6		
22- 7-6	42- 13-6	62- 26-6		
23- 24-6	43- 29-7	63- 24-6		
24- 31-7	44- 8-6	64- 27-6		
25- 9-6	45- 14-6	65- 35-7		
26- 12-6	46- 24-6	66- 2-1		
J-3				
	1954 PHI			

Total Replay Plate Appearances (Giants and Opponents): **11,876 versus 11,876 actual!**

Days to Complete Replay: **71**



*By Source, Fair use, <https://en.wikipedia.org/w/index.php?curid=24832237>

All APBA cards are available for purchase from APBA Games, apbagames.com