

Brooklyn surprises in 1914 National League replay

Dodgers edge Cardinals by two games in hard-fought race



Brooklyn outperforms five
contenders to win pennant.

Brooklyn LF Zack Wheat
named National League
MVP.

Phillies ace Pete Alexander
wins 25 to lead NL pitchers.

St. Louis rises from last
place in 1913 replay to
challenge for pennant



**1914 National League Replay
Table of Contents**

<i>Final Standings and Leaders</i>	3
<i>Introduction</i>	4-6
<i>1914 NL pennant race recap</i>	7-13
<i>Inside the pennant race</i>	14-19
<i>NL All-Star team and NL standouts</i>	15-28
<i>Team totals</i>	29
<i>Leaders: batting, pitching, fielding</i>	30-33
<i>Individual batting, pitching, fielding</i>	34-42
<i>Pinch-hitting</i>	43-45
<i>Batting highlights and notes</i>	46-54
<i>Pitching highlights and notes</i>	55-60
<i>Pitchers records v. opponents</i>	62-63
<i>Fielding highlights</i>	64-66
<i>Injuries, ejections</i>	67
<i>Selected box scores</i>	68-75
<i>Scores, by month</i>	76-87

1914 National League Final Standings and Leaders



Replay Results

	<u>W-L</u>	<u>Pct</u>	<u>GB</u>
Brooklyn Dodgers	86-68	.556	--
St. Louis Cardinals	84-70	.545	2
Boston Braves	81-73	.526	5
Pittsburgh Pirates	79-75	.513	7
New York Giants	77-77	.500	9
Chicago Cubs	75-79	.487	11
Philadelphia Phillies	71-83	.461	15
Cincinnati Reds	63-91	.409	23

Real Life Results

	<u>W-L</u>	<u>Pct</u>	<u>GB</u>
Boston Braves	94-59	.614	--
New York Giants	84-70	.545	10 ½
St. Louis Cardinals	81-72	.529	15 ½
Chicago Cubs	78-76	.506	16 ½
Brooklyn Dodgers	75-79	.487	19 ½
Philadelphia Phillies	74-80	.480	20 ½
Pittsburgh Pirates	69-85	.448	25 ½
Cincinnati Reds	60-94	.390	34 ½

Batting leaders

Batting average	Joe Connolly, Bos	.342
On base pct.	Joe Connolly, Bos,	.423
Slugging pct.	Zack Wheat, Bkn,	t.517
	Joe Connolly,	t. 517
Doubles	Red Smith, Bkn-Bos	39
Triples	Max Carey, Pitt,	t17
	Sherry Magee, Phila	t17
Home runs	Gavvy Cravath, Phila	19
Runs batted in	Zack Wheat, Bkn	102
Base hits	Zack Wheat, Bkn	187
Bases on balls	Miller Huggins, StL	114
Runs scored	Jake Daubert, Bkn	91
Stolen bases	George Burns, NYG	46

Pitching leaders

ERA	Jeff Pfeffer, Bkn, 1.41
Wins	Grover Cleveland Alexander, Phila, 25-13
W-L pct.	Raleigh Aitchison, Bkn, 12-4, .750
Shutouts	Grover Cleveland Alexander, Phila, 9
Strikeouts	Grover Cleveland Alexander, Phila, 244
Inngs pitched	Bill James, Boston, 346.7
Complete games	Bill James, Boston, 29
Saves	George McQuillan, Pitt, Hooks Wiltse, NYG 5

Most Valuable Player Zack Wheat, Brooklyn

Cy Young Award Grover Cleveland (Pete) Alexander, Philadelphia

Reliever Award Joe Conzelman, Pittsburgh

No-hitters: May 12, Bill Doak, St. Louis, 5-0 v. Brooklyn, Sept 10, Grover Cleveland Alexander, 2-0 v. Chicago

Introduction 1914 NL Replay

The 1914 National League replay was my second full season replay within the 1914 season, following a 1914 Federal League replay that concluded in the fall of 2019.

In real life, the 1914 Boston Braves accomplished a miracle come-from-behind second half that saw them in last place on July 4, but by the season's end, pennant winners, well ahead of the second-place New York Giants.

In my 1914 NL replay, the Braves ran out of miracles and finished five games behind the surprising Brooklyn Dodgers, fifth-place finishers in real life, who won the NL title by two games over the St. Louis Cardinals, third place finishers in real life. The 1914 replay pennant race was a free-for-all that involved five teams with the Dodgers clinching the pennant on the next-to-the-last day of the season.

The NL replay pennant race was considerably more competitive than the real-life pennant race with the Braves simply unable to overcome a lack of starting pitching depth and any semblance of a bullpen and the Dodgers able to rely on stronger than expected pitching and an exceptional performance by MVP Zack Wheat.

St. Louis, bolstered by the presence of former Pirates Owen Wilson and Dots Miller and dramatic improvement by P Bill Doak, were in the pennant fight to the very end. Pittsburgh, seventh-place finishers in real life, had deep, exceptional pitching and remained contenders until the last two weeks of the season, finishing at 79-75, in fourth place. The Giants, expected to contend, started strong, but began to backslide in August, eventually landing in fifth place at 77-77 as the season came to an end. Chicago made a strong bid to get into the race, behind an exceptional August by P Hippo Vaughn, but the Cubs stumbled to a 10-14 September finish to finish in sixth place at 75-79.

Preparation for the replay required three weeks

The prep time for the 1914 NL replay was greatly reduced by utilizing templates and formats previously employed in past replays.

Prior to embarking on the replay, I entered, in pencil, the actual starting lineups and pitching rotations for *each game for the entire NL season*, a process that took about a week, but proved to be a huge time-saver as the replay unfolded. Naturally, the results changed from real life as injuries occurred. Generally, however, the pennant race was considerably more competitive than the real-life pennant race. The real-life winner, the 1914 Miracle Braves, were simply unable to mount a consistent offense and Brooklyn, who finished fifth in real-life, were able to capitalize on stronger than expected pitching and a strong performance by Zack Wheat to win the '14 NL title.

BaseballReference.com served as the primary information source and was used to find the pitching order and starting lineups for the 1914 NL season. The online site was also called upon for specific information on trades and player transactions, which was employed at appropriate "dates" in the replay. For the 1914 season, in particular, this was particularly helpful as several players jumped from the NL to the Federal League and BaseballReference.com clearly identified when the jumps occurred.

The replay got underway on Wednesday, October 23, at 12:55 p.m. with Carole, assuming her traditional role as Inaugural Dice-Roller, rolling a 52-27 for Boston SS Rabbit Maranville, who was fanned by Phillies ace Grover Cleveland Alexander. The replay concluded, in on **Monday, March 23, at 10:10 a.m.**, with Carole capping the replay with a pair of rolls, the first one resulting in the Giants Jim Thorpe reaching base on an error by Boston 3b Red Smith and the final roll resulting in Giants SS Art Fletcher popping out to Braves pitcher Dick Crutcher.

The National League replay required 153 days (five months and five days) to complete.

1914 NL replay background and guidelines

- The 1914 Federal League replay launched my fourth complete season of year-by-year replays from the Deadball Era starting with 1911.
- The MG symbols governed the use of players, per APBA Master Game rules. The 1914 Fed League MG symbols used splits from both sides of the plate, plus Q factors, which added to the realism of the replay.
- I created a number of XC cards using Steve's Computer Card. These cards reflected the stats for players who saw minimal playing time. Their performance was reasonably realistic and did not have any significant influence on the final results of the replay
- I utilized APBA's League Error factor, which was +3 for the 1914 season. The Error Factor significantly increased the number of errors in the replay.
- I used an Error Randomizer originally created for my face-to-face league (OAPBA), primarily to more accurately reflect outfielder error totals. The Randomizer did seem to tamp down OF errors, but had virtually no impact on a high number of overall C errors.
- I used a 154-game schedule developed from a numerical head-to-head formula as the foundation. The playing schedule was of my own making, in order to accurately maintain the daily standings in an organized, manageable manner. The schedule spanned "schedule dates" from April 11 through September 26. Off days were built into the schedule as were three double-headers traditionally conducted on specific holidays (Memorial Day, July 4 and Labor Day).

To speed the replay along, all teams initially played one another in home-and-away three-game series, followed by two separate rounds of home-and-away four-game series. I incorporated the rhythmic East and West road trips into the schedule, which gave the schedule more realistic feel.

- The replay was played from the 2010 version of Master Game boards. Other than the use of the Error Randomizer, games were played solely within APBA rules.
- Trades, roster changes and player debuts were conducted on the same or approximate date as real life, adjusted by approximately 14 days, particularly near the end of the schedule. The information was obtained via the transactions listed on BaseballReference.com and related Web searches.
- To the extent possible, position players were limited to their real-life games played and total plate appearances and at bats, using a combination of all three defining factors to prevent overusage. Overall, the governing guideline for player usage was **common sense**.

Rather than rely on at-bats as the primary governing benchmark for regulating overuse of position players, **I relied on total plate appearances**. Further, to help in governing player usage, I **utilized the actual batting orders in the order of games played**, available through BaseballReference.com. This proved to be a real boon in terms of managing player usage. There were, of course, some minor discrepancies caused by injuries. All in all, the combination of plate appearances, actual batting orders and movement of players on or about transaction dates served to provide a very realistic presentation for each team.

Starting pitchers were utilized on the same dates as real life starts and restricted to the same number of starts as real life (with a couple of minor exceptions, which moved a starting pitcher's start up or down in the schedule) to accommodate the actual playing dates. Relief appearances were used with

the same frequency as real life, differing only if there were blowouts or extra-inning games) that required extended use of pitchers.

Personal notes

The replay got underway in the middle of the 2019 football season. Throughout the replay, I had the MLB playoffs on in the background on the radio and, after the baseball season ended, turned to college football, with the Florida Gators and West Virginia Mountaineers on TV and SEC football on in the background on the radio or television.

I was able to play an average of four games a day, a result of penciling in all the starting lineups before the replay got underway.

The replay concluded as the coronavirus pandemic began to sweep over the nation in late February. I took advantage of the stay-at-home policies to speed through the final month-and-a-half of the replay in a matter of three weeks. The annual RydMe Cup event, played with former colleagues from Disney and Anheuser Busch scheduled for March 23-26 at Amelia Island, was canceled in late February (coronavirus fears), which allowed more time to finish off the replay in a short amount of time.

Granddaughter Kate continued to excel in sixth grade at Lake Highland Prep. Kate appeared as a nun in *The Sound of Music* and continued to improve on her artistic talents, painting an original scene for our 2019 Christmas card and providing us with a great painting of an Arctic hare that we proudly put on display in our condominium's downstairs living area.

My golf handicap flattened out at 25, with right shoulder problems (arthritis, torn rotator cuff, torn biceps) limiting my ability to hit tee shots very far. My tee shots, however, were dead straight (for the most part) and my short game continued to be reliable. Fairway woods...a different story, lacking the necessary distance to reach greens and, sometimes, without great direction.

***1914 National League pennant race
Dodgers prevail in rough-and-tumble battle that lasted entire season.***

The 1914 National League replay offered an exciting pennant chase that ended with surprising Brooklyn, fifth-place finishers in real life, eking out a two-game margin over emerging St. Louis, clinching the pennant only on the final day of play.

For the majority of the season, the pennant race was a six-team battle that did not sort itself out until the final eleven days of the season, when Brooklyn and St. Louis narrowed the field to one another. With two games remaining and both teams deadlocked, Brooklyn prevailed, winning their final two contests, both over Philadelphia, while the Cards lost their final two games to Chicago.

The Miracle 1914 Boston Braves, the real-life pennant-winner, failed to re-create their real-life magic, finishing third by five games. The Pittsburgh Pirates, real-life seventh-place finishers in 1914, overcame offensive shortcomings and rode a stalwart pitching staff to a fourth-place finish.

The New York Giants, who won the past three NL replays (1911, 1912, 1913), suffered through a dismal September to fall into fifth place at 77-77, .500. The Chicago Cubs remained in the fray until Labor Day (Sept. 3), but lost twelve of their final 20 games to drift into sixth place.

Only Philadelphia (71-83) and Cincinnati (63-91) were totally out of the race for the entire season.

Dodgers and Cubs get off to quick starts; led league at end of April

Brooklyn served early notice that they might be a force to be reckoned with, sweeping a pair of three-game road series over New York and Philadelphia, to kick off the 1914 season. In the West, Chicago also got off to a good beginning, winning six of their first nine games.

After a three-game sweep over Cincinnati, the Cubs improved to 9-3 by April 24, to lead Brooklyn by one game. By month's end, the Dodgers improved to 12-6 to hold a one-game lead over the Cubs and two-game edge over New York and Pittsburgh. Cincinnati (7-11) and Philadelphia (6-12), hampered by a seven-game losing streak Apr 13-20, were the only two teams that appeared to be non-contenders.

Pennant chase turns into free-for-all by Memorial Day; seven teams in contention

Seven teams found themselves within four games of first place by May 14 with only last-place Philadelphia seemingly out of the race.

St. Louis moved into contention in early May, winning eight of their first 10. The Dodgers, meanwhile, won seven of their first 12 games in the month.

By May 14, Brooklyn and St. Louis were tied for the lead at 17-13 with Chicago and Cincinnati only a game behind. The Giants, and Boston, who won six of nine to start the month, were two games back and Pittsburgh had crept to within three games of the lead.

Brooklyn continued to hang tough for the remainder of the month, winning nine of 16, finishing the month at 26-20 on Memorial Day (May 31), a single game ahead of St. Louis, who went 17-11 for May.

Brooklyn and St. Louis had plenty of other competition for the top spot with **only seven games separating the first-place Dodgers from the last-place Phillies**. New York (24-22) was in third, two games behind, while persistent Cincinnati (23-23) and Chicago were tied for fourth place, only three games out of the lead. Boston and Pittsburgh, both 22-24, also remained in touch with the leaders.

Giants take over the lead as season moves to halfway point in June

Brooklyn dropped six of nine as June got underway and St. Louis, who won seven of 10 to start the month, seized the opportunity to move into a tie for the top spot on June 7. The next day, however, the Dodgers and Cards were joined in the top spot by John McGraw's Giants, who won seven of nine as June got underway.

St. Louis and Brooklyn continued to jockey for the lead throughout the middle of the month, with Brooklyn winning three of four from New York, dropping the Giants back to three games behind by June 18.

The Pirates, meanwhile, entered the chase by wrapping up a six-game win streak on June 4 before dropping a 2-0 shutout to the Cubs **Hippo Vaughn** (*right*). The Bucs then won eight of their next 11 to move into a second-place tie tie with New York by June 17, three games behind St. Louis and a game ahead of Brooklyn. By this date, Boston and Chicago, both with 30-33 records, had fallen seven games behind and appeared to be fading.



P Hippo Vaughn

Beginning June 18, the Giants began to surge, winning nine of their next 12 games to take over first place on June 27.

By month's end, the Giants held a one-game lead over the Cards, only two games ahead of Pittsburgh and three games ahead of Brooklyn. Boston, at 36-38, was six games behind, and Chicago, 34-40, eight games in back of the Giants, both continuing to struggle to make up any ground.

Cincinnati (32-42), who was at 16-16, .500, as late as May 17, suffered the loss of pitchers **Chief Johnson** and **Dave Davenport**, along with OF **Armando Marsans**, to the Federal League, launching the Reds into a 9-19 free fall for the month, dropping them into a tie for seventh place with the Phillies, with both teams 10 games out of first place.

Race narrows to four team battle by July 31; Boston and Chicago struggle to keep up

The front-running Giants got off to a poor start in July, splitting with the suddenly depleted Reds and then losing three of four at Pittsburgh, falling out of first place on July 5.

Pittsburgh took advantage of the Giants woes, reeling off 11 wins in 17 games at the start of July to vault into a three-way tie for first with St. Louis and New York by July 14. The Pirates and seized first place by themselves on July 15. Their lead was short-lived, however, as Brooklyn, New York, and the Cards all regained their footing over the next five days and **by July 20, the standings evolved into a four-way deadlock for the lead:**

	<i>W-L</i>	<i>Pct</i>	<i>GB</i>
Brooklyn	51-43	.546	-
New York	51-43	.546	-
Pittsburgh	51-43	.546	-
St. Louis	51-43	.546	-
Boston	45-49	.479	6
Chicago	43-51	.457	8
Philadelphia	43-51	.457	8
Cincinnati	41-53	.436	10

Brooklyn, riding a win streak that had started on July 15, took over sole possession of first on July 24. The Brooks were able to cling to the lead by month's end, but only by a single game in front of the Giants and Pittsburgh, with only St. Louis two games out.

Cincinnati, who had lost two more players to the Federal League just before July, fell into a 2-14 slump that began on July 1 and tumbled into the cellar, where they resided the remainder of the season. The Phillies, meanwhile, enjoyed a winning month, going 15-13 for July, jumping ahead of the slumping Reds and settling into seventh place on June 14, where they finished the season.

Dodgers builds decent lead, but gives it all back with losing streak . Pirates seize lead by end of August.

Even after kicking off August with a lackluster 4-5 start, Brooklyn continued to remain in first place by two games over Pittsburgh and New York by Aug. 8. The Dodgers then headed to Pittsburgh, where they won three of four and then swept four from the struggling Reds, moving them four games ahead of Pittsburgh by Aug 18.

Just when it appeared Brooklyn might be poised run away with in the race, the bottom dropped out as they lost nine in a row, starting with a 2-1 error-plagued loss to Chicago's Larry Cheney, and suffering back-to-back sweeps at St. Louis and, even worse, losing four in a row to contending Pittsburgh. The four-game sweep enabled the Pirates to tie the Dodgers for the lead on Aug 30 and, behind a 5-0 one-hitter by George McQuillan the next day, **Pittsburgh moved into the lead by one game over Brooklyn on the final day of August.**

Remaining within striking distance were New York and St. Louis, both tied at 68-62, two games behind. Quietly moving up in the standings were Boston, four games out, and Chicago, only five games behind with 24 games left on the schedule.

Dodgers regain footing; win seven of eight to start September, finish with 9-3 rush to capture crown

Appearing that they were about to fall completely apart, the Dodgers found relief in the form of the last-place Reds. Brooklyn won three of four, at home to pull back into a tie with the Pirates by Labor Day, Sept. 3. Brooklyn next hosted the Cubs at home, sweeping the Bruins to increase their lead, by Sept. 7, to two games over Pittsburgh and four games over the Cardinals.

On Sept. 8, behind by four games and with the season's end drawing closer, **St. Louis traveled to Ebbets Field for a four-game series that would likely settle the pennant race.** Every game in the series turned into a grueling battle, with the Cards coming out on top, winning the first three games in a row, all in extra-innings:

Sept 8	St. Louis 4, Brooklyn 3 (13 innings)	Cards Owen Wilson threw out tying run at home in bottom 13th
Sept 9	St. Louis 6, Brooklyn (10 innings)	Cards scored on WP, Ivey Wingo RBI double in top of 10th
Sept 10	St. Louis 5, Brooklyn 4 (17 innings)	Owen Wilson sac fly scored Dots Miller, aboard via error in 17th
Sept 11	Brooklyn 3, St. Louis 2	Zack Wheat 2R double in 8 th beat great effort by Hub Perdue

The series win left St. Louis two games behind the Dodgers with nine games remaining, all against opponents from the West, while Brooklyn's nine remaining games included six at home, all against Eastern opponents.

Adding more drama to the pennant race, the Boston Braves, who won nine of 12 to start September, had crept to within two games of the lead and had an upcoming four-game series against the Dodgers remaining.

New York split with the Cubs to start the month, but then had a disastrous home series in the Polo Grounds, losing three of four to last-place Cincinnati, falling five games behind by Sept. 7, all but ending their prospects for a last-moment sprint to the pennant.

Facing their Eastern opponents, the Dodgers did precisely what they needed to do, first knocking New York out of the race by winning three of four, Sept. 14-17 and then taking the first three games a four-game series at Boston, dropping the Braves five games behind by Sept. 21 and eliminating them from the race.

In the West, the Cardinals also took care of business. They first kayoed Pittsburgh, giving up only five runs in four games in a sweep over Pittsburgh Sept. 14-17. After losing an 11-inning battle to Cincinnati 5-4 on Sept. 18, St. Louis won their next five in a row, three over the Reds and the first two games of a home series against the Cubs, **tying the Cards and Dodgers for first place with only two games left in the season.**

On Sept. 25, the Dodgers beat Philadelphia 4-3 on a dramatic home run by **Casey Stengel** (right) in the top of the 10th inning. At the same time, St. Louis ace **Bill Doak** gave up two runs in the top of the 8th inning to lose 2-1 to Cub starter **George McConnell**, in McConnell's only start of the season.



Casey Stengel

Brooklyn's victory, combined with the Cardinal loss gave the Brooks a one-game lead with one game left. The only hope for the Cards was a Brooklyn loss to the Phillies and a Cardinal victory over Chicago, on the season's final day, Sept. 26.

With the pennant on the line in the season's final game, the Dodgers scored three unearned runs in the second off Philly's **Stan Baumgartner**, and then added four more runs in the fourth, on five straight singles, to give **Ed Reulbach** all the support he needed as **Brooklyn won 9-3.**


Needing a win in their final game, combined with a Dodger loss, **St. Louis fell short, losing to Chicago in a grueling 11-inning contest 7-6**. The Cubs scored three runs via two Cardinal errors early in the game. The Cards gamely fought back to take a 6-4 lead in the eighth, only to see their lead evaporate when the Cubs pushed over two runs in the ninth off Slim Sallee, on in relief. In the 11th, Chicago's Frank Schulte ended the Cards hopes....and the pennant race, with an RBI single off Sallee, **clinching the 1914 NL pennant for the Dodgers**.

Down the stretch, the combination of Zack Wheat's hitting and Jeff Pfeffer's pitching was the difference between Brooklyn and the other contenders. Wheat hit .358 for the final month of the season while Pfeffer was 6-1 in September, allowing only six runs in his six wins.

Team by team recap

First place: **Brooklyn Dodgers, 86-68, .558, + 2 games**

The Dodgers were at the top, or near the top, of the standings throughout the 1914 season, in contrast to their real-life fifth-place finish in 1914. Brooklyn's offense was the most productive in the league while their pitching depth was far greater everyone else but Pittsburgh.



2b George Cutshaw

The Dodgers pitching was led by dependable **Jeff Pfeffer** (24-10, 1.41), who was backed up by **Ed Reulbach** (18-11, 2.78), **Pat Ragan** (14-14, 2.74), and surprising **Raleigh Aitchison** (12-4, 2.09). **Frank Allen** (10-11, 3.03) chipped in some quality starts and also earned two saves in 12 relief appearances.

Brooklyn led the league in hitting with a team .260 batting average. The offense was led by MVP **Zack Wheat** (.341, 14 HR, 102 RBIs), with solid support from 1b **Jake Daubert** (.307, 56 RBIs), CF **Jack Dalton** (.296, .367 OBP), and RF **Casey Stengel** (.254, 10 triples). Veteran 2b **George Cutshaw** only hit .245, but drove in 69 runs.

3b **Red Smith** hit .289 and driving in 47 runs before being traded to Boston in late July. Off the bench, **John Hummel** (.269) and **OF Myers** (.288, 36 RBIs) both provided solid backup.

Second place: **St. Louis Cardinals, .545, - 2 games**

The Cardinals were doormats for the NL in the 1913 replay, but came into their own in 1914, falling only two games short of the pennant while remaining in contention throughout the entire season.

The maturation of P **Bill Doak** (22-10, 1.59) and the acquisition former Pirates, 1b-SS **Dots Miller** (.259, 76 RBIs), RF **Chief Wilson** (.222, 74 RBIs) made a huge difference in the Cardinals performance.

Doak was terrific all season long while righty **Pol Perritt** (19-10, 2.11) and veteran southpaw **Slim Sallee** (17-12, 2.25) gave the Cardinals a reliable core of starters. **Dan Griner** (11-8, 2.77) was productive as a part-time starter and long reliever.

The St. Louis offense was not overwhelming and reliant on speed and timely hitting. 2b **Miller Huggins** led with the league with 114 BB. OF **Lee Magee** (.260) and LF **Cozy Dolan** (.249, 52 RBIs, 15 SB) delivered some timely hits. Catchers **Pancho Snyder** (.283, 45 RBIs) and **Ivy Wingo** (.300, 30 RBIs in a part time role) provided needed offense from the number eight slot in the batting order.




OF Lee Magee

The trio of Dolan, Magee, and Wilson gave the Cardinals a solid defensive outfield while Huggins and Dots Miller, who shuttled between 1b and SS, anchored a reliable infield.

Third place: **Boston Braves 81-73, .526, -5 games**

The Braves failed to replicate their amazing 1914 pennant, primarily because of the inconsistency of their starters beyond their superb duo of Bill James (24-11, 1.74) and **Dick Rudolph** (23-11, 1.90). **George (Lefty) Tyler** (15-16, 2.69) was off-and-on all season long. **Dick Crutcher** (5-12, 4.36), and 35-year old **Otto Hess** (2-7 5.16) were totally ineffective and the Braves lacked anything that resembled an effective relief pitcher. **Hub**

Perdue (3-6, 1.91 in the early season) was traded to St. Louis, just in time, as it turned out, putting up horrible numbers with the Cardinals.



Boston OF Joe Connolly (L) and SS Rabbit Maranville (R).

Defensively, the Braves had some outfield challenges, particularly when they had to play Les Mann and Herbie Moran together in the outfield, where they comined for 22 errors. The infield, led by SS **Rabbit Maranville** (.226, 24 errors) and All-Star C **Hank Gowdy** (.240, 49 RBIs) proved better than average.

Boston hit .251 as a team, but the Braves suffered from a lack of power. LF **Joe Connolly** played primarily against righthanders and hit .342 to lead the league in batting. 2b **Johnny Evers** hit .279 (.371 OBP, 82 BB) and made only eight errors at 2b and 1b **Butch Schmidt** (.268, 73 RBIs) hit well and **Red Smith**, after coming over from Brooklyn, hit .273. Utilityman **Possum Whitted** (.297) and OF **Ted Cather** (.304), obtained from the Cards for Perdue, hit well, but only totaled 22 extra base hits between them.

Fourth place: Pittsburgh Pirates 79-75, .513,-7 games


Pittsburgh's, hard-working pitching staff led the National League with a 2.42 ERA and kept the Pirates in contention until the last two weeks of 1914. The Buc pitching corps led the NL with fifteen shutouts.

The Pittsburgh defense was the best in the National League, committing 145 errors. The defense was particularly strong when 3b **Mike Mowrey** (.272, 34 RBIs) was in the lineup in the first half of the season. Mowrey however, was lost to injury halfway through the season. Defensive specialist Alex McCarthy took over at third, but McCarthy was unable to generate any offense, hitting a poor .121 in 67 games.

McCarthy's hitting woes typified the rest of the offense, the worst in the NL (.223 BA, .289 OBP). Their inability to hit was compounded by a total lack any power, as reflected in the team's .290 slugging average. The Pirates scored a meager 499 runs for 1914, the only NL team to fail to reach 500 runs.

The threesome of **Wilbur Cooper** (18-14, 1.98, seven shutouts), **Babe Adams** (17-19, 2.07, six shutouts) and **Bob Harmon** (15-13, 2.26), obtained from the Cardinals in the off-season) was bolstered by **George McQuillan** (12-12, 2.08, five saves) and All-Star reliever **Joe Conzelman** (7-4, 2.66, three saves), both of whom pitched in for long relief appearances, as well as spot starts.

The Pirates leading hitter was 2b-OF **Jim Viox** (.253, 63 BB, 43 RBIs). Forty-year old **Honus Wagner** hit only .227, but drove in 60 runs to lead NL shortstops and the crafty old-timer also stole 27 bases. 1b **Ed Konetchy** and LF **Max Carey** both hit .244, with Konetchy driving in a team-leading 64 runs, and Carey racing for 40 SB, second in the NL.



P George McQuillan

Fifth place: New York Giants 77-77, .500, -9 games

After winning three straight pennants, time and age caught up with New York. The Giants stayed close to the lead until mid-September, but lost eight of their final 12 games drop to fifth place, finishing at .500 for the campaign.

The Giants, as a team, hit .258, second-best in the league, but not a single regular player reached .300. The offensive leader of the Giants was All-Star OF **George Burns** (.287, .393 OBP, 32 doubles, 74 RBIs, 103 BB and league-leading 46 SB).

Beyond Burns, no Giant batter lit up the scoreboard, with virtually no power among the other regulars. 2b **Larry Doyle** (.273, .331 OBP), but had only 21 extra base hits. C **Chief Meyers** (.269) had only 12 extra base hits. LF **Bob Bescher** (.277, .337) stole 28 bases, but was caught stealing an astounding 35 times. Off the bench, OF **Dave Robertson** (.308, .347 OBP) drove in 33 runs.

Long time Giants great **Christy Mathewson** got off to a fine 14-3 start, but fell apart from July through the end of the season, losing ten of his last 14 decisions to finish at 18-13. Particularly troubling was Mathewson's inability to keep the ball in ballpark, giving up a league-leading 19 home runs, 12 of them over the second half.



P Jeff Tesreau

The most effective Giants starter was **Al Demaree** (16-12, 2.62), who notched five shutouts, including a trio 1-0 victories: v. Chicago on June 30, v. Brooklyn on July 27 and v. Boston, a 10-inning 1-0 four-hitter on Sept 24.

Jeff Tesreau lost eight of his first 10 starts and never really recovered, finishing the season at 18-22, 2.35, despite tossing eight shutouts. Tesreau wrestled with control problems all season long, walking a league-leading 167 batters while starting 40 games, tops in the NL. His 22 losses were the most in the league.

Rube Marquard, who served as a Giants mainstay for the three previous pennant-winning seasons, slumped to 11-17, 3.67.

Art Fromme (8-6, 2.57) and **Hooks Wiltse** (3-1, 2.58) saw plenty of action out of the bullpen and delivered solid results.

Sixth place: Chicago Cubs, 75-79, .487, -11 games

The Cubs offense in 1914 was comprised of the one-two punch of **Heinie Zimmerman** (.306, 92 RBIs, 35 doubles, 13 triples, 7 HR) and **Tommy Leach** (.290, .369 OBP, 9 HR). After Zimmerman and Leach, nobody else in the Cub lineup represented much of a batting threat, a primary reason the Cubs tumbled to sixth place. The six other regulars besides Zimmerman and Leach combined to hit only .211, limiting Zimmerman's ability to drive in even more runs and Leach's ability to score more often from his leadoff slot.

Lefty **Hippo Vaughn** (24-14, 1.73) won his 20th game on Aug. 28, but went 1-5 to finish the season. Vaughn threw eight shutouts, including three shutouts in a four-game stretch from Aug 4-Aug 14. After a 13-inning long relief job on Aug 20, Vaughn won his next two starts, but then fell into his season-ending slump. Vaughn fanned 202 batters, second in the NL.

Larry Cheney (17-17, 3.09) was inconsistent all season long and often struggled with his control, walking 143 batters. **Jimmy Lavender** (14-8, 3.72) also battled to find the plate, walking 114. **Bert Humphries** (14-8, 2.39) was a pleasant surprise and **Zip Zabel** (4-6, 2.72) proved to be effective coming out of the bullpen.



P Bert Humphries

Seventh place: Philadelphia Phillies, 71-83, .461 -15 games

Philadelphia never really got going in the 1914 replay, losing seven straight, including four shutout losses, after winning their first two games of the season against Boston. The Phils had to rely on starters **Grover Cleveland Alexander** and **Erskine Meyer** and a high-powered offense (for the Deadball Era) to overcome a leaky defense, and injuries to hard-hitting 1b **Fred Luderus** that cost him a third of the season.

The porous Phillies defense committed 192 errors, the second most in the league, leading to 138 unearned runs, which padded pressure on the offense to simply try and outslug their opponents.



OF Beals Becker

The offense featured HR leader **Gavvy Cravath** (.284, .271 OBP, 17 HR, 75 RBIs), LF **Sherry Magee** (.290, 82 RBIs), **Luderus** (.263, 14 HR, 58 RBIs in 109 games), OF **Beals Becker** (.309, 21 doubles, 46 RBIs), along with speedy 3b **Hans Lobert** (.261, 49 BB, 21 SB). The team hit a league-best 196 doubles and 62 HRs, which provided plenty of entertainment throughout the 1914 replay.

Alexander (25-13, 2.05, 25 CG, nine shutouts 244 strikeouts) was superb through the entire season. Mayer (21-11, 3.35) was a surprise, relying on sheer determination to win many of his games. Once past Alex and Mayer, the quality

of pitching dropped markedly with **Ben Tincup** (8-13, 2.68), **Rube Marshall** (3-14, 5.21) and **Eppa Rixey** (5-9, 5.44) rounded out the starting five.


Eighth place: Cincinnati Reds 63-91, .409, -23 games

Cincinnati's strange journey to the cellar was a direct result of players jumping to the Federal League.

The Reds got off to a slow start in April, starting with the loss of frontline P Chief Johnson, who jumped to the Fed's City Packers after only one start with the Reds. Despite Johnson's abrupt departure, Cincinnati began a slow rise in the standings, evening their record at 11-11, .500 on May 5 and then moving to within a game of the NL lead on May 14, with a 16-14 mark. They hovered around .500 for the remainder of the month and by Memorial Day they clawed their way back to .500 at 23-23.

On June 2, OF **Armando Marsans** (.327, .389 OBP) became the second Cincy regular to jump, joining the St. Louis Terriers. Ten days later, starter **Dave Davenport** (3-4, 3.00) joined Marsans in St. Louis. The disruption made an immediate impact on the Reds and on June 4, they dropped into seventh place, just ahead of the slumping Phillies.

At the beginning of July, two more Reds players bailed for the Federal League; IF **Johnny Rawlings** (.309 in limited action) to Kansas City and CF **Johnny Bates**, who (.239), who joined the Baltimore Terrapins. Despite the roster disruptions, the Reds soldiered on in seventh until July 16, when the Phillies finally passed them in the standings, dropping Cincinnati into the cellar. After settling into the bottom slot, the Reds went 23-40, .365 for the remainder of the season, ending the "lost season", 23 games behind Brooklyn



2b Heinie Groh

Cincinnati's top two pitchers performed surprisingly well with **Red Ames** going 18-18, 3.54 and **Rube Benton** going 16-16, 3.73. Righty **Phil Douglas** slogged to a 7-20, 3.28 record while **Pete Schneider**, replacing Davenport, went 6-7, 3.58. The fifth starter, **Earl Yingling**, had a miserable campaign (4-18, 4.21).

Offensively, the Reds could not generate much firepower. As a team, the Reds hit only 20 home runs and ranked seventh in the league in batting with a watery .234 BA. 1b **Dick Hoblitzell** (.305, .370 OBP) was off to a fine start, but was dealt to Boston in early July. Only 2b **Heinie Groh** (.278, .385 OBP), SS **Buck Herzog** (.257) and C **Tommy Clarke** (.250) represented much of a batting threat. OF **Red Killifer**, a late season call-up, hit .282 with a .378 OBP in 43 games.

1914 National League Replay Inside the Pennant Race

	<i>Replay Results</i>				<i>Real Life Results</i>		
	<u>W-L</u>	<u>Pct.</u>	<u>GB</u>		<u>W-L</u>	<u>Pct.</u>	<u>GB</u>
Brooklyn Dodgers	86-68	.556	--	Boston Braves	94-59	.614	--
St. Louis Cardinals	84-70	.545	2	New York Giants	84-70	.545	10 ½
Boston Braves	81-73	.526	5	St. Louis Cardinals	81-72	.529	15 ½
Pittsburgh Pirates	79-75	.513	7	Chicago Cubs	78-76	.506	16 ½
New York Giants	77-77	.500	9	Brooklyn Dodgers	75-79	.487	19 ½
Chicago Cubs	75-79	.487	11	Philadelphia Phillies	74-80	.480	20 ½
Philadelphia Phillies	71-83	.461	15	Pittsburgh Pirates	69-85	.448	25 ½
Cincinnati Reds	63-91	.409	23	Cincinnati Reds	60-94	.390	34 ½

Team v. Team Results

	<u>Brklyn</u>	<u>StL</u>	<u>Bos</u>	<u>Pitt</u>	<u>NYG</u>	<u>ChiC</u>	<u>Phila</u>	<u>Cinc</u>	<u>Wins</u>
Brooklyn	-	8	10	9	14	16	14	15	86
St. Louis	14	-	9	12	10	10	15	14	84
Boston	12	13	-	12	11	11	7	15	81
Pittsburgh	13	10	10	-	11	11	12	12	79
New York	8	12	11	11	-	12	14	9	77
Chicago	6	12	11	11	10	-	12	13	75
Philadelphia	8	7	15	10	8	10	-	13	71
Cincinnati	<u>7</u>	<u>8</u>	<u>7</u>	<u>10</u>	<u>13</u>	<u>9</u>	<u>9</u>	<u>-</u>	<u>63</u>
Losses	68	70	73	75	77	79	83	91	616

Read across for wins, down for losses

<u>East v East</u>	<u>W-L</u>	<u>Pct.</u>	<u>GB</u>	<u>East v West</u>	<u>W-L</u>	<u>Pct.</u>	<u>GB</u>
Brooklyn	38-28	.576	--	Boston	51-37	.580	--
New York	33-33	.500	5	Brooklyn	48-40	.545	3
Philadelphia	31-35	.470	7	New York	44-44	.500	7
Boston	30-36	.455	8	Philadelphia	40-48	.455	11
Total	132-132	.500	-	Total	183-169	.520	-

<u>West v West</u>	<u>W-L</u>	<u>Pct.</u>	<u>GB</u>	<u>West v East</u>	<u>W-L</u>	<u>Pct.</u>	<u>GB</u>
Chicago	36-30	.545	--	St. Louis	48-40	.545	--
St. Louis	36-30	.545	--	Pittsburgh	46-42	.523	2
Pittsburgh	33-33	.500	3	Chicago	39-49	.443	9
Cincinnati	27-39	.409	9	Cincinnati	36-52	.409	12
Total	132-132	.500	-	Total	169-183	.480	-

1914 NL Pennant Race month by month

Standings thru April 30

<u>April</u>	<u>W-L</u>	<u>Pct.</u>	<u>GB</u>	<u>Cumulative</u>	<u>W-L</u>	<u>Pct.</u>	<u>GB</u>
Brooklyn	12-6	.667	-				
Chicago	11-7	.611	1				
New York	10-8	.556	2				
Pittsburgh	10-8	.556	2				
Boston	8-10	.444	4				
St. Louis	8-10	.444	4				
Cincinnati	7-11	.389	5				
Philadelphia	6-12	.333	6				

Standings thru May 31

<u>May</u>	<u>W-L</u>	<u>Pct.</u>	<u>GB</u>	<u>Cumulative</u>	<u>W-L</u>	<u>Pct.</u>	<u>GB</u>
St. Louis	17-11	.607	-	Brooklyn	26-20	.565	-
Cincinnati	16-12	.571	1	St. Louis	25-21	.243	1
Boston	14-14	.500	3	New York	24-22	.522	2
Brooklyn	14-14	.500	3	Chicago	23-23	.500	3
New York	14-14	.500	3	Cincinnati	23-23	.500	3
Philadelphia	13-15	.464	4	Boston	22-24	.478	4
Chicago	12-16	.429	5	Pittsburgh	22-24	.478	4
Pittsburgh	12-16	.429	5	Philadelphia	19-27	.460	7

Standings thru June 30

<u>June</u>	<u>W-L</u>	<u>Pct.</u>	<u>GB</u>	<u>Cumulative</u>	<u>W-L</u>	<u>Pct.</u>	<u>GB</u>
New York	18-10	.643	-	New York	42-32	.567	-
Pittsburgh	18-10	.643	-	St. Louis	41-33	.554	1
St. Louis	16-12	.571	2	Pittsburgh	40-34	.541	2
Boston	14-14	.500	4	Brooklyn	39-35	.527	3
Philadelphia	13-15	.464	5	Boston	36-38	.486	6
Brooklyn	13-15	.464	5	Chicago	34-70	.459	8
Chicago	11-17	.393	7	Cincinnati	32-42	.432	10
Cincinnati	9-19	.321	9	Philadelphia	32-42	.432	10

Standings thru July 31

<u>July</u>	<u>W-L</u>	<u>Pct.</u>	<u>GB</u>	<u>Cumulative</u>	<u>W-L</u>	<u>Pct.</u>	<u>GB</u>
Brooklyn	17-11	.604	-	Brooklyn	56-46	.549	-
Philadelphia	15-13	.536	2	Pittsburgh	55-47	.539	1
Pittsburgh	15-13	.536	2	New York	55-47	.539	1
Boston	14-14	.500	3	St. Louis	54-48	.529	2
Chicago	13-15	.464	4	Boston	50-52	.490	6
New York	13-15	.464	4	Chicago	47-55	.461	9
St. Louis	13-15	.464	4	Philadelphia	47-55	.461	9
Cincinnati	12-16	.429	5	Cincinnati	44-58	.431	12

July 31:
Only two
games
separate
top four
teams.

Standings thru August 31

<u>August</u>	<u>W-L</u>	<u>Pct.</u>	<u>GB</u>	<u>Cumulative</u>	<u>W-L</u>	<u>Pct.</u>	<u>GB</u>
Chicago	18-10	.643	-	Pittsburgh	70-60	.538	-
Boston	16-12	.571	2	Brooklyn	69-61	.530	1
Pittsburgh	15-13	.536	3	New York	68-62	.523	2
St. Louis	14-14	.500	4	St. Louis	68-62	.523	2
Brooklyn	13-15	.464	5	Boston	66-64	.508	4
New York	13-15	.464	5	Chicago	65-65	.500	5
Philadelphia	13-15	.464	5	Philadelphia	60-70	.462	10
Cincinnati	10-18	.357	8	Cincinnati	54-76	.415	16

*Aug 31:
Only five
games
between
top six
teams as
race
enters
final
month.*

Standings thru September 26 (Final)

<u>September</u>	<u>W-L</u>	<u>Pct.</u>	<u>GB</u>	<u>Cumulative Final</u>	<u>W-L</u>	<u>Pct.</u>	<u>GB</u>
Brooklyn	17-7	.708	-	Brooklyn	86-98	.558	-
St. Louis	16-8	.667	1	St. Louis	84-70	.545	2
Boston	15-9	.625	2	Boston	81-73	.526	5
Philadelphia	11-13	.458	6	Pittsburgh	79-75	.513	7
Chicago	10-14	.417	7	New York	77-77	.500	9
Cincinnati	9-15	.375	8	Chicago	75-79	.487	11
New York	9-15	.375	8	Philadelphia	73-81	.474	15
Pittsburgh	9-15	.375	8	Cincinnati	63-91	.409	23

Down the stretch

bold face indicates significant change from previous week

<u>August 17</u>	<u>W-L</u>	<u>Pct.</u>	<u>GB</u>	<u>August 24</u>	<u>W-L</u>	<u>Pct.</u>	<u>GB</u>
Brooklyn	67-51	.567	-	Brooklyn	69-55	.556	-
Pittsburgh	62-56	.525	5	Pittsburgh	65-59	.524	4
New York	62-56	.525	5	New York	65-59	.524	4
Boston	60-58	.598	7	St. Louis	64-40	.516	5
St. Louis	59-59	.500	8	Boston	63-61	.508	6
Chicago	57-61	.483	10	Chicago	61-63	.492	8
Philadelphia	55-63	.466	12	Philadelphia	56-68	.425	13
Cincinnati	45-71	.424	17	Cincinnati	53-71	.427	16

<u>August 31</u>	<u>W-L</u>	<u>Pct.</u>	<u>GB</u>	<u>September 7</u>	<u>W-L</u>	<u>Pct.</u>	<u>GB</u>
Pittsburgh	70-60	.538	-	Brooklyn	76-62	.551	-
Brooklyn	69-61	.530	1	Pittsburgh	74-64	.536	2
New York	68-62	.523	2	St. Louis	72-66	.522	4
St. Louis	68-62	.523	2	Boston	71-67	.514	5
Boston	66-64	.508	4	New York	71-67	.514	5
Chicago	65-65	.500	5	Chicago	67-71	.486	9
Philadelphia	60-70	.462	10	Philadelphia	63-75	.457	13
Cincinnati	54-76	.415	16	Cincinnati	58-80	.420	18

*Sept 7: Brooklyn
regains lead
from Pitt. Giants,
Braves fall five
games behind.*

<u>September 14</u>	<u>W-L</u>	<u>Pct.</u>	<u>GB</u>	<u>September 21</u>	<u>W-L</u>	<u>Pct.</u>	<u>GB</u>
Brooklyn	78-65	.545	-	Brooklyn	83-67	.553	-
Pittsburgh	76-67	.531	2	St. Louis	82-68	.547	1
St. Louis	76-67	.531	2	Boston	78-72	.520	5
Boston	75-68	.524	3	Pittsburgh	77-73	.513	6
New York	73-70	.510	5	New York	76-74	.507	7
Chicago	68-75	.476	10	Chicago	73-77	.487	
	10						
Philadelphia	67-76	.468	11	Philadelphia	70-80	.467	13
Cincinnati	59-84	.413	19	Cincinnati	61-89	.407	22

Sept 21:
Cardinals pull to within one game of lead with four games remaining.

<u>September 25</u>	<u>W-L</u>	<u>Pct.</u>	<u>GB</u>	<u>September 26 (Final)</u>	<u>W-L</u>	<u>Pct.</u>	<u>GB</u>
Brooklyn	85-68	.556	-	Brooklyn	86-68	.558	-
St. Louis	84-69	.549	1	St. Louis	84-70	.545	2
Boston	80-73	.523	5	Boston	81-73	.526	5
Pittsburgh	78-75	.510	7	Pittsburgh	79-75	.513	7
New York	77-76	.503	8	New York	77-77	.500	9
Chicago	74-79	.484	11	Chicago	75-79	.487	11
Philadelphia	74-82	.464	14	Philadelphia	71-83	.461	15
Cincinnati	69-90	.415	22	Cincinnati	63-91	.409	23

Sept 25:
Cardinals only one game behind with one game left.

Team records Month by Month

Brooklyn Dodgers

<u>Month by month</u>	<u>W-L</u>	<u>Pct.</u>	<u>Cumulative</u>	<u>W-L</u>	<u>Pct.</u>	<u>GB</u> <u>Cumulative</u>
April	12-6	.667	April	12-6	.667	+1
May	14-14	.500	May	26-20	.665	+1
June	13-15	.464	June	39-35	.527	-3
July	17-11	.607	July	56-46	.539	+1
August	13-15	.464	August	69-61	.530	-1
September	17-7	.708	September	86-68	.558	+1
Total	88-66	.571				

St. Louis Cardinals

<u>Month by month</u>	<u>W-L</u>	<u>Pct.</u>	<u>Cumulative</u>	<u>W-L</u>	<u>Pct.</u>	<u>GB</u> <u>Cumulative</u>
April	8-10	.444	April	8-10	.444	-4
May	17-11	.607	May	25-21	.543	-1
June	16-12	.571	June	41-33	.554	-1
July	13-15	.464	July	54-48	.529	-2
August	14-14	.500	August	68-62	.523	-2
September	16-8	.667	September	84-70	.545	-2
Total	84-70	.545				

Boston Braves

<u>Month by month</u>	<u>W-L</u>	<u>Pct.</u>	<u>Cumulative</u>	<u>W-L</u>	<u>Pct.</u>	<u>GB</u> <u>Cumulative</u>
April	8-10	.444	April	8-10	.444	-4
May	14-14	.500	May	22-24	.478	-4
June	14-14	.500	June	36-38	.486	-6
July	14-14	.500	July	50-52	.490	-6
August	16-12	.571	August	66-64	.508	-4
September	15-9	.625	September	81-73	.526	-5
Total	81-73	.526				

Pittsburgh Pirates

						GB
<u>Month by month</u>	<u>W-L</u>	<u>Pct.</u>	<u>Cumulative</u>	<u>W-L</u>	<u>Pct.</u>	<u>Cumulative</u>
April	10-8	.556	April	10-8	.556	-2
May	12-16	.429	May	22-24	.478	-4
June	18-10	.643	June	40-34	.541	-2
July	15-13	.536	July	55-47	.539	-1
August	15-13	.536	August	70-60	.538	+1
September	9-15	.375	September	79-75	.513	-7
Total	79-75	.513				

New York Giants

						GB
<u>Month by month</u>	<u>W-L</u>	<u>Pct.</u>	<u>Cumulative</u>	<u>W-L</u>	<u>Pct.</u>	<u>Cumulative</u>
April	10-8	.556	April	10-8	.556	-2
May	14-14	.500	May	24-22	.522	-2
June	11-17	.393	June	42-32	.567	+1
July	13-15	.464	July	55-47	.539	-1
August	13-15	.464	August	68-62	.523	-2
September	9-15	.375	September	77-77	.500	-9
Total	77-77	.500				

Chicago Cubs

						GB
<u>Month by month</u>	<u>W-L</u>	<u>Pct.</u>	<u>Cumulative</u>	<u>W-L</u>	<u>Pct.</u>	<u>Cumulative</u>
April	11-7	.611	April	11-7	.611	-1
May	12-16	.429	May	23-23	.500	-3
June	11-17	.250	June	34-40	.459	-8
July	13-15	.464	July	47-55	.461	-9
August	18-10	.643	August	65-65	.500	-5
September	10-14	.417	September	75-79	.487	-11
Total	75-79	.487				

Philadelphia Phillies

<u>Month by month</u>	<u>W-L</u>	<u>Pct.</u>	<u>Cumulative</u>	<u>W-L</u>	<u>Pct.</u>	<u>Cumulative</u>
April	6-12	.333	April	6-12	.333	-7
May	13-15	.464	May	19-27	.460	-4
June	13-15	.464	June	32-42	.432	-10
July	15-13	.536	July	47-55	.461	-9
August	13-15	.464	August	60-70	.462	-10
September	11-13	.458	September	71-83	.461	-15
Total	71-83	.461				

Cincinnati Reds

						GB
<u>Month by month</u>	<u>W-L</u>	<u>Pct.</u>	<u>Cumulative</u>	<u>W-L</u>	<u>Pct.</u>	<u>Cumulative</u>
April	7-11	.389	April	7-11	.389	-5
May	16-12	.571	May	23-23	.500	-3
June	9-19	.321	June	32-42	.432	-10
July	12-16	.429	July	44-58	.431	-12
August	10-18	.357	August	54-76	.415	-16
September	9-15	.375	September	63-91	.409	-23
Total	63-91	.409				

Home	<u>W-L</u>	<u>Pct.</u>	Away	<u>W-L</u>	<u>Pct.</u>
Brooklyn	45-32	.545	Pittsburgh	42-35	.545
St. Louis	44-33	.571	Brooklyn	41-36	.532
Boston	42-35	.545	St. Louis	40-37	.519
Chicago	41-36	.532	Boston	39-38	.506
Philadelphia	41-36	.532	New York	37-40	.481
New York	40-37	.519	Chicago	34-43	.442
Pittsburgh	37-40	.481	St. Louis	30-47	.390
New York	36-41	.467	New York	27-50	.351

Extra-inning games	<u>W-L</u>	<u>Pct.</u>	One-run games	<u>W-L</u>	<u>Pct.</u>
Boston	14-3	.824	Boston	33-27	.550
Cincinnati	8-5	.615	Chicago	31-26	.544
St. Louis	13-13	.500	Pittsburgh	31-31	.500
New York	8-8	.500	Brooklyn	26-26	.500
Philadelphia	7-7	.500	Philadelphia	27-28	.491
Chicago	6-10	.375	New York	31-33	.484
Pittsburgh	6-11	.353	Cincinnati	23-27	.460
Brooklyn	4-9	.308	St. Louis	25-30	.355

1-0 games	<u>W-L</u>	<u>Pct.</u>	Shutouts	<u>W-L</u>	<u>Pct.</u>
Washington	11-4	.733	Philadelphia	23-7	.767
Philadelphia	5-2	.714	Washington	28-17	.622
Chicago	8-9	.471	Cleveland	24-15	.615
Cleveland	5-6	.455	Chicago	25-26	.490
Boston	6-9	.400	Boston	21-26	.447
New York	4-6	.400	St. Louis	15-23	.395
Detroit	2-3	.400	Detroit	10-18	.357
St. Louis	3-5	.375	New York	17-31	.354

10+ runs scored in one game		10+ runs allowed in one game		Longest games		Innings
				Date	Score	
Boston	15	Chicago	13	July 4#1	Philadelphia 5, Chicago 2	25
Brooklyn	14	St. Louis	11	Aug 20	Brooklyn 5, Chicago 3	21
Cincinnati	11	Cincinnati	10	July 27	Pittsburgh 1, St. Louis 0	17
Pittsburgh	7	Philadelphia	10	Sept 10	St. Louis 5, Brooklyn 4	17
New York	6	Brooklyn	7	May 8	Brooklyn 3, Chicago 2	16
Philadelphia	5	New York	6	June 27	New York 9, Chicago 2	16
Chicago	4	Boston	3	Aug 19	Cincinnati 4, New York 3	15
St. Louis	4	Pittsburgh	2	June 8	Chicago 1, Detroit 0	15
				Sept 4	Philadelphia 7, St. Louis 6	15
				Sept 15	Pittsburgh 1, St. Louis 0	15
				May 14	New York 6, Pittsburgh 3	14
				June 18	Philadelphia 7, Brooklyn 5	14

Top All-Star honors go to Dodgers Zack Wheat, Phillies Grover Cleveland Alexander

Wheat named NL MVP; Alexander wins Cy Young award

Brooklyn LF **Zack Wheat**, who led the Dodgers to the 1914 NL replay title, and Phillies ace **Grover Cleveland Alexander**, who led the NL in wins, despite pitching for the league's seventh place team, headlined the 1914 NL replay All-Star team. Wheat was the NL MVP and Alexander earned Cy Young honors.

Wheat's Brooklyn teammate 1b **Jake Daubert** (.307, 10 HR, 60 RBIs) totaled 166 hits and led the league in runs scored with 91 and was the best defensive 1b in the NL. The Dodgers pitching ace, **Jeff Pfeffer** (24-10, 1.41), was a close second to Alexander for Cy Young award consideration.

The lone member of the runner-up St. Louis Cardinals to make the All-Star team was **Bill Doak** (22-10, 1.59, 145 Ks), who fired a no-hitter, and whose superb pitching kept the Cards in the race all season long.

Four members of the Boston Braves earned All-Star honors. righties **Bill James** and **Dick Rudolph**, who combined for 47 wins, more than half of Boston's total of 81 victories, were selected among the five starting pitchers. C **Hank Gowdy** (.240, 49 RBIs, 50 BB) was the best of a mediocre group of NL catchers and 2b **Johnny Evers** (.279, 151 hits, 82 BB) whose outstanding defense and timely hitting came close to lifting the Braves to the pennant.

Forty-year old Pirate SS **Honus Wagner** (.227, 16 doubles, 10 triples) captured All-Star honors, primarily for his defense and because he drove in 60 runs, more than any other SS in the league. Bucs reliever **Joe Conzelman** (7-4, .266, three saves), who consistently deliver several outstanding long-relief performances for the fourth-place Pirates, was named the All-Star reliever.


Cubs 3b **Heinie Zimmerman** (.306, .342 OBP, 183 hits) was the main offensive threat in the fifth-place Cubs batting order, leading the league with 35 doubles and driving in 92 runs.

Rounding out the All-Star outfield were New York Giants LF-CF **George Burns**, who led the league with 46 SB and was the Giants primary offensive force and slugging Phillies RF **Gavvy Cravath** (.283, 19 HR, 75), who led the NL in homers and whose power numbers ranked high, despite suffering injuries on two different occasions.

<u>Player</u>	<u>Avg</u>	<u>OBP</u>	<u>G</u>	<u>AB</u>	<u>R</u>	<u>H</u>	<u>2b</u>	<u>3b</u>	<u>HR</u>	<u>RBI</u>	<u>BB</u>	<u>K</u>	<u>SB-CS</u>	<u>Sac</u>	<u>SF</u>	<u>HBP</u>	<u>DP</u>	<u>E</u>
C Hank Gowdy, Bos	.240	.329	120	368	35	83	11	4	5	49	50	45	4-2	10	4	1	6	12
1B Jake Daubert, Bkn	.307	.359	123	541	91	166	16	6	10	56	44	60	3-9	5	3	2	3	7
2b Johnny Evers, Bos	.279	.371	140	541	81	151	22	3	3	47	82	39	10-4	10	5	0	8	8
SS Honus Wagner, Pitt	.227	.283	144	551	57	125	16	10	2	60	45	53	29-8	3	10	2	10	27
3B Heine Zimmerman, Chi	.306	.342	150	598	48	183	35	13	7	92	30	55	13-10	0	4	5	18	19
LF Zack Wheat, Brklyn	.341	.396	142	549	71	187	29	13	14	102	51	33	6-12	3	5	3	12	7
OF George Burns, NY	.287	.393	150	575	85	165	32	8	7	74	103	72	46-27	1	4	0	11	13
RF Gavvy Cravath, Phila	.283	.371	132	449	67	127	16	3	17	75	65	59	7-4	0	4	0	9	15

<u>Pitchers</u>	<u>W-L</u>	<u>ERA</u>	<u>G</u>	<u>GS</u>	<u>CG</u>	<u>Sh</u>	<u>Sv</u>	<u>IP</u>	<u>H</u>	<u>R-ER</u>	<u>HR</u>	<u>BB</u>	<u>SO</u>	<u>HB</u>	<u>WP</u>
Jeff Pfeffer, Brooklyn	24-10	1.41	40	34	26	5	1	332.7	177	69-52	5	124	151	10	1
Bill Doak, St. Louis	22-10	1.59	36	32	22	2	0	322.0	179	69-57	8	94	145	6	4
Bill James, Boston	24-11	1.74	46	37	29	7	4	346.7	209	88-67	7	126	158	11	1
Grover C. Alexander, Phila	25-13	2.05	43	39	25	9	2	337.7	284	98-77	8	70	244	14	1
Dick Rudolph, Boston	23-11	1.90	42	35	25	7	1	326.0	209	85-69	11	79	174	15	0
Joe Conzelman, Pitt (relief)	7-4	2.66	30	8	4	0	3	101.7	82	34-30	0	45	48	0	1

★★★ 1914 National League All Star Team ★★★



Zack Wheat, Brooklyn
Most Valuable Player



LF-CF George Burns, NYG



RF Gavvy Cravath, Phila



3b Heinie Zimmerman, ChiC



SS Honus Wagner, Pitt




2b Johnny Evers, Boston



1b Jake Daubert, Bklyn



P Pete Alexander, Phila
Cy Young Award



C Hank Gowdy, Boston



RP Joe Conzelman, Pitt



P Bill Doak, St Louis



P Dick Rudolph, Boston



P Bill James, Boston



P Jeff Pfeffer, Brooklyn

1914 National League standouts

Position players

Zack Wheat's strong September earns MVP honors for Dodgers LF

Brooklyn LF **Zack Wheat** came into his own in 1914, driving the Dodgers down the stretch to the 1914 replay pennant. Wheat hit .341, finishing runner-up in the batting race by one point to Boston's Joe Connolly, led the league in RBIs for the second straight season with 102 runs batted in (*note: tied with Gavy Cravath, Phila in 1913*), base hits (184), total bases (284) and tied with Boston's Joe Connolly for the top spot in slugging (.517).



What really distinguished Wheat was his strong showing from mid-August through the end of the season, despite an injury that cost him five games from Sept. 18-23. With Brooklyn dueling with St. Louis going into their final series of the year, Wheat went 9-15, .529, leading the Dodgers to three out of four wins and preserving their slim lead over the Cardinals.

A rundown of Wheat's performance from mid-August through the end of the season:

Aug 11	Squeezed home winning run in ninth to beat Pittsburgh 1-0
Aug 12	3-4, double, triple, 3 RBIs in 6-0 win over Pittsburgh
Aug 13	3-4, RBI in 2-0 victory over the Pirates
Aug 18	Hit solo HR#12 off Bert Humphries, but Dodgers lost to Chicago 6-2
Aug 19	3-5, double, 4 RBIs in 11-1 win over Chicago
Aug 20	3-6, run, 3 stolen bases in 21-inning 4-2 win over Chicago
Aug 21	4-4, double, triple in 2-1 loss to Chicago (<i>Wheat hit 12-19, .632, 6 RBIs in 4g series v. Chicago</i>)
Aug 28	4-4 with a double and two runs in a 4-3 loss to Pittsburgh
Sept 2	4-5, with a double, 2R HR in an 8-2 win over Cincinnati
Sept 4	3R HR off Larry Cheney in a 5-3 over Chicago
Sept 6	3 RBIs in a 12-1 over Chicago
Sept 11	Two-run triple in the 8 th inning beat St. Louis 3-2
Sept 24	4-5, triple, and two RBIs in 10-1 win over Philadelphia
Sept 26	Three RBIs in a 9-3 win over the Phillies

Boston's Joe Connolly won 1914 batting crown by single point over Wheat

Braves LF **Joe Connolly**, platooned against righties for most of the season, hit .342 to win the NL batting title by a single point over Wheat (.341) in a tight batting race battle that continued through the final game of the season.



With the onset of September, Connolly (left) led the NL with a .344 batting average while Wheat ranked second at .337. Connolly raised his average to .351 by September 11, but began to tail off as Boston faltered in their bid to catch Brooklyn down the stretch, going 10-38, .263 over the next 11 games.

Entering the final game of the season, Connolly was hitting .343, two points ahead of Wheat, who had batted at a furious pace in September, raising his average to .341 by Sept. 25, with one game left in the season.

With the pennant on the line on the season's final day, Sept. 26, Wheat went 2-5 with three RBIs against the Phils to finish the season at .341. Connolly, meanwhile, did not enter Boston's final game until the seventh inning, as a pinch hitter in a 5-3 win over New York, drawing a base on balls and then flying out on

his final at bat to finish at .342, one point better than Wheat.

Down the stretch, Wheat's hard-hitting September was a major factor in Brooklyn's ability to hold its NL lead. Wheat was 24-67, .358 in the season's final month. Connolly, meanwhile, continued to hit well, going 24-72, .333. Connolly's output was just enough to edge Wheat for the batting title, but short of what the Braves needed to catch the front-running Dodgers.

Owen Wilson defensive abilities helped shape St. Louis into a contender



RF **Owen (Chief) Wilson**, obtained by St. Louis in the off-season in a multi-player, made a huge contribution to the Cards defense and was one of the key reasons St. Louis emerged as a contender for the 1914 NL replay title.

Before the start of the 1914 season Wilson, along with 1b Dots Miller, OF Cozy Dolan SS Art Butler, and P Art Robinson, was dealt to the Cards in exchange for P Bob Harmon, 1b Ed Konetchy, and 3b Mike Mowrey. The trade worked out for both teams, with St. Louis contending until the final game of the season and the Pirates overperforming and finishing in fourth place. The player who made the most difference, however, was Wilson, who patrolled right field for the Cards with the same defensive prowess that earned him MVP honors in a previous 1912 replay.

Wilson's offensive output receded considerably in 1914, hitting only .222, but he had a knack of delivering timely hits with 45 extra base hits and 74 RBIs, tying him with New York's George Burns for seventh in the league in runs batted in.

It was Wilson's defense, however, that made him special, Although Wilson had lost some range in the outfield, his cannon-like right arm (38 arm) remained powerful and was a deterrent for baserunners who wanted to be more ambitious on the basepaths. For the season, Wilson threw out 13 opposing baserunners, twice throwing out two baserunners in the same game


Some of Wilson's defensive highlights from 1914:

- July 17 Threw out **two** Phillies baserunners at third base in a 3-1 Cardinal win.
- Aug 6 Threw out **two** Cincinnati baserunners in a 5-2 loss to the Reds.
- Sept 8 Threw out Jake Daubert with would-be tying run at home in the bottom of the 13th to preserve a 4-3 Cardinal win at Brooklyn.
- Sept 10 Threw out Dodger Zack Wheat at home in the bottom of the 10th in a 5-4, 17-inning win at Brooklyn.

Giants George Burns became New York's offensive mainstay

New York outfielder **George Burns** emerged as the Giants offensive leader in 1914, topping the NL in stolen bases with 46 swipes and ranking third in the league with a .393 OBP. He was a consistent hitter for the first five months of the season, recording four hitting streaks of 10 or more games. Burns entered September hitting .304, with an outside chance at the batting title, but tired during the season's final month, going 14-78, .179 for the month, but finishing 1914 at a respectable .287.

Burns proved valuable on defense for New York, playing all three outfield positions LF while demonstrating a strong throwing arm, totaling 11 outfield assists.



Heinie Zimmerman, Tommy Leach constituted most of Chicago's offense



Chicago's all-star 3b **Heinie Zimmerman**, who led the NL in slugging in 1912 and 1913 replays, again enjoyed a solid campaign, finishing second in RBIs (92), second in doubles (35), third in triples (13) and fifth in slugging (.443). Zimmerman also ranked second in the league with 265 total bases. His only shortcoming was on defense, where he committed 18 errors at third base.

Zimmerman had an outside shot to climb into the batting race as the 1914 season wound down, entering September hitting .312, but fell short, hitting .269 over the final month to finish with a .306 batting average.



Tommy Leach, who patrolled CF for the Cubs, excelled while serving as Chicago's leadoff man. He batted 290, with an OBP of .369, ranked third in the NL in base hits (175), fourth in runs scored (81) and third in bases on balls (82). Leach was also a clever baserunner, swiping 22 bases (seventh in the NL) while being caught only five times.

For a leadoff hitter, Leach showed surprising power with nine home runs, four of them leadoff homers to start a game. On June 25, he hit a pair of homers against Boston, both solo shots, with the first off Braves lefty Otto Hess and the second off George (Lefty) Tyler.


Redbirds Miller Huggins excelled at getting on base

Miniscule St. Louis 2b **Miller Huggins** maintained his reputation as an outstanding leadoff hitter, leading the NL in bases on balls (114) and ranking fifth in the league in OBP (.374). Huggins only hit .243 for the season and led the league in strikeouts (79), but got on base often enough to score 79 runs, tied for sixth in the league. Huggins led the 1913 NL replay with a .409 OBP and had a .395 OBP in the 1912 replay.

On defense, Huggins teamed with Dots Miller, who alternated between 1b and SS, to bolster the infield and help turn the Cards into a contending team.



Phils Gavyv Cravath won HR title with 17 round-trippers



Philadelphia RF **Gavyv Cravath** was the league's leading HR hitter in the 1914 replay. Cravath amassed 12 home runs over the first three months of the season. From July 12 through the end of the season, Cravath hit only five more homers, hampered by three different injuries, two resulting from collisions with CF Dode Paskert and 2b Bobby Byrne and one with the RF wall that cost him playing time.


After getting over the injuries, Cravath showed he was well with a pair of home runs on Aug. 31, both off Cincinnati's Charley (King) Lear in a 6-0 Phillies victory. Four days later, he hit a solo shot off St. Louis lefty Slim Sallee to beat the Cards 7-6 in 15 innings.

Jack Dalton's offensive consistency augmented Brooklyn's offense

An unexpected surprise for pennant-winning Brooklyn was OF **Jack Dalton**, who effectively filled in for injured Zack Wheat, and wound up hitting .296, sixth in the NL. Dalton recorded only 14 extra-base hits in his total of 136 base hits, but his hitting was consistent and included a 13-game hitting streak in June and an 11-game hitting streak in July. During Brooklyn's final week of their pennant run, Dalton hit a sac fly to beat NY 3-2 in 13 innings on Sept. 17, hit a pair of triples and drove in two runs against Boston in a 6-0 win three games later, and capped his season-ending spree with three RBIs in a 9-3 win over the Phillies on the final game of the season on Sept. 26.



Versatile Sherry Magee had solid year at plate while plugging holes in Phils lineup



Philadelphia LF-SS **Sherry Magee** wound up third in the NL with 82 RBIs and hit nine home runs, teaming with HR king Gavyv Cravath (17 home runs) and 1b Fred Luderus (14 homers) to put the Phillies at the top of the team home run count in 1914. Magee was a versatile player, moving to shortstop for part of the season to offset the lack of offense provided by Dummy Murphy, who was released, and mid-season acquisition Jack Martin, who hit only .174. He also filled in at 1b when Fred Luderus missed considerable action due to injury in mid-season. Magee rapped out 167 hits, fourth in the NL, 34 doubles, third in the league, and ranked seventh in batting (.290).

Dots Miller bolstered Cards infield at 1b and SS

Dots Miller, who came over to St. Louis in the big Cardinal-Pirate transaction, played an instrumental role in the Cards rise in the standings.

Miller provided solid offense (.259, 76 RBIs, 154 base hits and tied for the league lead in sac flies (12). Miller only missed two games all season long, starting the season at 1b and winding up at SS, where he took over from Art Butler, who had been counted on to take over from his predecessor Charlie O'Leary, hit only .211.



Dodgers 1b Jake Daubert delivered another solid season



Slick-fielding 1b **Jake Daubert** reeled off another productive season in 1914, batting .307, fourth in the league, ranking tenth in OBP at .359, and, hitting ahead of MVP Zack Wheat, scored 91 runs to lead the league. Daubert got off to a quick start and hit in 13 straight games from April 13-May 10, but was slowed by injury later in the season after a collision with C Lew McCarty.

Daubert did not exhibit great power, ending the season with 10 home runs and 166 hits, but he played great defense, committing only seven errors all season. He le

Beals Becker hit well, played in all three OF positions for Phillies




Philadelphia's Beals Becker was a man in motion for the offensive-minded Phils, with playing time at all three outfield spots. The constant defensive switching, however, had no effect on his hitting skills.

Becker finished third in NL batting (.309) and was eighth in base hits (158) and tied for tenth in total bases (210). He also finished seventh in slugging with a .410 slugging average.

Doubles leader Red Smith started season with Brooklyn, finished with Boston

Braves third baseman **Red Smith** was obtained from Brooklyn in mid-season after the Dodgers tired of his disagreeable manner in the Dodgers clubhouse. Outside the clubhouse, Smith performed well, leading the NL with 39 doubles and ranking ninth in slugging (.398).

His total of 77 RBIs ranked fourth in the NL and he was seventh in base hits with 167. Before they traded him to Boston, Brooklyn seemed to get the most out of Smith, who hit .289 with 47 RBIs prior to his departure from the Dodgers on August 1. With Boston, Smith hit a respectable .273 and drove in 30 runs, but it wasn't enough to lift the Braves into first place.



Outstanding NL pitchers

The 1914 NL replay produced six pitchers with 20 or more wins, three fewer than the 1913 replay.

The only pitcher from the NL 1913 replay group of ten 20-game winners who returned to the 20-win circle was Grover Cleveland Alexander, who won the 1914 Cy Young award with a 25-13 records, the most wins in the NL. Joining Alexander were Brooklyn's Jeff Pfeffer, Boston's duo of Bill James and Dick Rudolph, rising star Bill Doak of St. Louis and surprising Phillies righthander Erskine Mayer.

Phils' Grover Cleveland Alexander's Cy Young season included nine shutouts, no-hitter



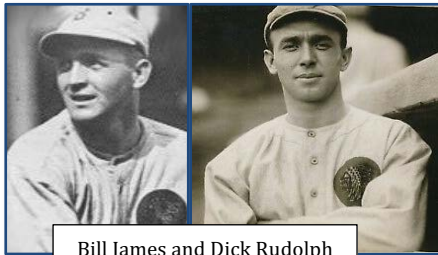
The slow start of Phillies righthander **Pete Alexander's** 1914 season only gave a faint hint that the tough righthander would go on to win the Cy Young award.

Through May 25, Alexander was 5-5, 2.34 for the Phillies, who had settled into the cellar by four games. For the rest of 1914, however, Alexander was the best pitcher in the National League, going 20-8, 1.94 for a team that eventually finished in seventh place and possessed the second-worst defense in the league.

Starting May 29, Alex won seven of his next eight starts before losing 5-0 to St. Louis after giving up four runs in the first inning. Alexander then won his next two starts, including a 3-0 win at Chicago before a loss to Pittsburgh 3-1, giving up 12 hits, all singles. He rebounded with back-to-back shutouts against St. Louis and Chicago and then polished off Boston twice in a four-game series in late July to improve to 18-8. After losing five of his next eight starts, allowing 19 runs in the eight games, Alex finished the campaign with a flourish, **no-hitting Chicago 2-0 on Sept. 10** and throwing back-to-back shutouts against New York and Brooklyn to conclude the '14 season at 25-13.

Indicative of Alexander's season was his 10-5 record against the top three teams in the league, including three wins over first-place Brooklyn and six wins against third-place Boston.

Boston's duo Bill James and Dick Rudolph fell just short of leading Braves to 1914 pennant



Bill James and Dick Rudolph

In a preview of "Spahn and Sain and pray for rain," Braves righthanders **Bill James** (24-11, 1.74) and **Dick Rudolph** (23-11, 1.90) served as what was essentially a two-man pitching staff for third-place Boston. Time after time, the two pitchers would win back-to-back starts only to see their second-line pitchers give the wins back with lackluster performances.

Starting June 24, Rudolph went on a roll, winning 10 games in a row, including four straight shutout starts, blanking Cincinnati twice, St. Louis 8-0 on July 14 and a tough 1-0 win against the

Phils Erskine Mayer on July 27. Even after Rudolph's streak ended, he cooled off, winning six of his final 11 starts.

James got off to a 6-2 start with back-to-back shutout wins over Cincinnati and Chicago on May 14 and May 17. He was at his best, however, down the stretch, taking over from Rudolph's decline with eight wins in a row before setbacks in his final two starts of the season, ending with a critical 6-0 loss to Brooklyn on Sept. 21, giving up a pair of run-producing triples to Dodger CF Jack Dalton.

Brooklyn ace Jeff Pfeffer led Dodgers to crown with 24-10 record, league-best 1.41 ERA



Righty **Jeff Pfeffer** came within an eyelash of the Cy Young award, winning 24 games while posting a 1.41 ERA for the pennant-winning Dodgers. In September, Pfeffer won five games, allowing only five runs in the wins, to lift the Dodgers to the crown, including a 3-1 two-hitter over New York on Sept. 14 and a 3-2, 13-inning complete game win over the Giants three days later. On September 20, Pfeffer cooled off surging Boston with a 6-0 shutout victory, allowing only a pair of singles.

Hippo Vaughn great season petered out at season's end



Chicago southpaw Hippo Vaughn his 20th game on August 28 and he seemed to be headed toward a Cy Young season. Vaughn's fortunes, however, abruptly turned around in September, losing five of his last six starts to finish the season at 21-14.

Even with the dismal finish, it was an outstanding year for Vaughn, who threw eight shutouts including three shutouts in four starts in August, followed by a heartbreaking 1-0 loss to New York, with the only run resulting a throwing error by Vaughn.

Vaughn's fine performance was particularly noteworthy because his offensive support was lacking the Cub defense was inconsistent throughout the season.

Bill Doak blooms as ace of the staff for runner-up Cardinals

Expectations for 1914 were low for St. Louis righthander **Bill Doak**, who went 2-8, 4.74 in a 1913 replay. Doak, however, confounded the prognosticators, delivering a memorable season that lifted the Cards to within two games of the NL pennant. For the campaign, he finished 22-9, 1.59, ranking second in ERA to Brooklyn's Jeff Pfeffer.

Doak started the campaign with a four-game win streak that peaked on **May 12, when he threw a no-hitter against Brooklyn 5-0**. After losing two of his next three starts, Doak reeled off another four-game win streak from June 2-June 17. He lost his next two outings, but starting July 1, again captured four straight wins, before encountering a rough patch, losing five of six starts from July 18-Aug 15, the last four losses all in a row.



Starting Aug. 19, with the NL pennant on the line, Doak ran off eight consecutive wins before struggling in his last start, a no-decision in a critical 7-6, 11-inning loss to the Cubs on Sept. 25, the next-to-last day of the season, dropping the Cards one game behind Brooklyn.


Erskine Mayer came off nowhere to become a 21-game winner for Phillies

Righty **Erskine Mayer** showed mild promise after the 1913 replay, when he went 7-7, 2.87 in limited action. But Mayer, like the Cardinals Bill Doak, blossomed in the 1914 replay, going 21-11, 3.24.

While his numbers were not as gaudy as the other five 20-game winners in the 1914 replay, Mayer demonstrated considerable toughness, giving up three or four runs in most starts, but outlasting the opposition throwing 20 complete games. Mayer's most outstanding performance came on June 11, when he beat Boston 10-0, allowing only a sixth-inning single by OF Les Mann.



Pol Perritt finished 19-10, excelling in both starting and relief roles for St. Louis



Lanky **Pol Perritt** got off to a blazing start in the 1914 replay, going 12-5 through July 12, when he fell into a slump, losing four in a row before rebounding with a 3-0 shutout over New York. After winning three of his next four starts to improve to 16-10, Perritt was called on for relief help for three weeks before returning to starting duties, a move that cost him a 20-win season.

Perritt was on the losing end of two narrow losses in mid-July, dropping a 1-0 decision to Dodger ace Jeff Pfeffer via an unearned run and a 1-0 loss to Boston when Rabbit Maranville squeezed home the Braves winning run in the bottom of the ninth.

Wilbur Cooper's pitching kept Pirates in race until mid-September

Pittsburgh was a surprise contender in the 1914 replay, thanks in large part to the excellent pitching by Wilbur Cooper. The Pirate lefty got off to a fast start and by July 12, thanks to a 13-5 start by Cooper, the Pirates were into a tie Brooklyn for the league lead,

The southpaw slumped, however, for the remainder of July and early August, but then rebounded in spectacular fashion. Over a four-game stretch beginning Aug 17, he threw back-to-back shutouts against the Phillies and Giants, beat the Phils a second time with a 2-1 five-hitter, and then tossed a 5-0 four-hit shutout against Boston, improving to 18-11 as the season entered its final three weeks. Unfortunately, Cooper did not win another game as the Pirates faded in early September. He lost his last three decisions in a row to finish at 18-14, 1.98



Ed Reulbach regained form for Brooklyn; mid-season run 15-3 kept Dodgers on top



Coming off a lackluster 6-7 season in the 1913, during which he was traded by Chicago to Brooklyn, Ed Reulbach once again found his touch, resulting in huge dividends for the Dodgers in 1914. Reulbach went 18-11, 2.78, serving as the strong number two starter in the Brooklyn rotation, behind Jeff Pfeffer.

From April 28-July 24, Reulbach went 15-3, helping the team stay on top of the NL standings. He faded a bit near the end of the season, but saved one great start for his final outing of the season, on September 26, clinching the pennant for the Dodgers with a determined 9-3 win over Philadelphia



Dodger righthander **Pat Ragan** (14-14, 2.74) won four of five Sept. starts, including a critical 4-3 10-inning win at Philadelphia on Sept. 25.



Cardinal lefty **Slim Sallee** finished 17-12, 2.25 with six shutouts. Sallee faded down the stretch, going 0-3 in September, including a season-ending 7-6 11-inning relief loss to Chicago on the season's final day.



Speedy Pittsburgh LF **Max Carey** (left) tied for the league lead in triples (17) with Philadelphia's Sherry Magee. His 40 stolen bases were second to league leader George Burns, who stole 46 SB. Carey also led the NL in games played with 153.

1914 National League Team Totals

Pennant-winning Dodgers offense outpaced contending rivals. Cardinals excelled with pitching.

The '14 National League offense, as a whole, slightly outpaced 1913 replay stats with the average team batting average up five points (.242 v. .237 in 1913), runs scored per team (566 v. 542) and base hits (1267 v. 1221).

Oddly, the average team ERA declined slightly from 3.01 in 1913 to 2.97 in 1914, reflecting a downturn in extra base hits in the NL 1914 replay. Th NL's offensive numbers overall were below previous replays from 1912 and 1911.

Brooklyn led the NL in hitting (.260) and runs scored (627), and base hits. The Giants had the best team on-base percentage (.323). The Dodgers .344 slugging percentage, augmented by a league-leading 71 triples, slightly better than Philadelphia (.341), even though the Phils hit a league-leading 62 home runs and 196 doubles.

Stolen bases were hard to come by. The speed-dependent Giants stole 157 bases, just over half of what they stole in 1913, and were caught stealing 130 times. The Giants also led the league in sacrifices with 59, a reflection on their dependence on speed and small ball.

Pitching continued to dominate in 1914 with run-starved Pittsburgh (2.42) leading the league in ERA and tying for the most shutouts (19), offsetting a singles-hitting offense that only hit .223 and could only muster a combined team total of 230 extra-base hits. St. Louis (2.56 ERA) had 83 complete games to pace the NL while Brooklyn had a respectable 2.64 ERA and 77 CG. The Cards handed out the fewest walks, allowing 413 bases on balls.

Cincinnati had the weakest pitching staff with a 3.68 ERA also led the league in home runs allowed (43). Chicago's pitchers handed out 530 walks, the most by any NL team in 1913 and 1914 replays.

Defensively, Cincinnati was woeful with their glove work, committing 214, the most for any NL team over the past two seasons and the second straight replay season they led the NL in errors committed.

Batting	<u>Avg</u>	<u>OBP</u>	<u>Slg</u>	<u>GAB</u>	<u>R</u>	<u>H</u>	<u>2B</u>	<u>3B</u>	<u>HR</u>	<u>RBI</u>	<u>BB</u>	<u>K</u>	<u>SB-CS</u>	<u>Sac</u>	<u>SF</u>	<u>HB</u>	<u>DP</u>	<u>E</u>
Brooklyn	.260	.311	.344	5371	627	1395	179	71	44	559	392	605	78-63	74	46	27	92	177
New York	.258	.323	.324	5251	588	1353	190	46	23	533	483	593	157-130	60	59	52	103	167
Boston	.251	.319	.326	5269	622	1320	193	51	35	559	516	653	112-65	96	49	41	96	184
Phila	.249	.306	.341	5260	567	1311	196	50	62	520	437	640	80-67	52	43	14	103	192
St. Louis	.236	.300	.309	5197	541	1229	163	59	32	510	470	715	81-74	85	55	25	107	167
Chicago	.228	.297	.317	5272	544	1204	181	67	51	498	498	647	91-74	53	34	35	108	157
Cincinnati	.234	.301	.297	5092	540	1192	132	65	20	471	444	670	116-79	77	49	64	80	214
Pittsburgh	.223	.289	.290	5072	499	1129	140	69	21	453	467	656	128-59	62	50	25	87	145
NL avg.	.242	.306	.319	5223	566	1267	172	60	36	513	463	651	105-80	70	48	35	97	175

Pitching	<u>W-L</u>	<u>ERA</u>	<u>Apr</u>	<u>GS</u>	<u>CG</u>	<u>Sh</u>	<u>Sv</u>	<u>IP</u>	<u>H</u>	<u>R-ER</u>	<u>HR</u>	<u>BB</u>	<u>SO</u>	<u>HB</u>	<u>WP</u>
Pittsburgh	79-75	2.42	226	154	79	19	11	1403.3	1190	463-377	28	438	618	28	10
St. Louis	84-70	2.56	227	154	83	17	2	1430.0	1230	507-406	36	413	596	33	19
Brooklyn	86-68	2.64	242	154	77	18	11	1400.0	1170	518-411	34	487	636	37	17
Boston	81-73	2.74	253	154	79	19	12	1392.3	1215	539-424	41	460	611	40	10
New York	77-77	2.87	250	154	65	17	8	1394.0	1233	535-444	40	426	662	28	31
Chicago	75-79	3.34	247	154	66	14	10	1397.7	1254	604-518	32	530	734	35	39
Philadelphia	71-83	3.58	268	154	57	15	8	1374.3	1427	684-546	25	487	669	46	17
Cincinnati	63-91	3.68	255	154	59	8	7	1358.3	1413	695-556	43	426	695	36	35
NL average	77-77	2.97	246	154	71	16	9	1394.0	1267	568-460	34	458	653	35	22

Balks: St. Louis 6, Brooklyn 3, Cincinnati 3, Chicago 2, Philadelphia 2.

1914 National League Batting Leaders

Batting Average (Min 477 PA)			On Base Pct. (Min 477 PA)			Runs Batted In		
1	Joe Connolly, Bos	.342	Joe Connolly, Bos	.423	Zack Wheat, Bkn	102	Zack Wheat, Bkn	102
2	Zack Wheat, Bkn	.341	Zack Wheat, Bkn	.396	Heinie Zimmerman, Chi	92	Heinie Zimmerman, Chi	92
3	Beals Becker, Phila	.309	George Burns, NYG	.393	Sherry Magee, Phila	82	Sherry Magee, Phila	82
4	Jake Daubert, Bkn	.307	Heinie Groh, Cinc	.385	Red Smith, Bkn-Bos	77	Red Smith, Bkn-Bos	77
5	Heinie Zimmerman, Chi	.306	Miller Huggins, StL	.374	Dots Miller, StL	76	Dots Miller, StL	76
6	Jack Dalton, Bkn	.296	Johnny Evers, Bos	.371	Gavvy Cravath, Phila	75	Gavvy Cravath, Phila	75
7	Sherry Magee, Phila	.290	Gavvy Cravath, Phila	.371	Owen Wilson, Pitt	74	Owen Wilson, Pitt	74
8	Tommy Leach, Chi	.290	Tommy Leach, Chi	.369	George Burns, NYG	74	George Burns, NYG	74
9	George Burns, NYG	.287	Jack Dalton, Bkn	.367	Butch Schmidt, Bos	73	Butch Schmidt, Bos	73
10	Gavvy Cravath, Phila	.283	Jake Daubert, Bkn	.359	Vic Saier, Chi	71	Vic Saier, Chi	71
Base Hits			Doubles			Triples		
1	Zack Wheat, Bkn	187	Red Smith, Bkn-Bos	39	Max Carey, Pitt	t17	Max Carey, Pitt	t17
2	Heinie Zimmerman, Chi	183	Heinie Zimmerman, Chi	35	Sherry Magee, Phila	t17	Sherry Magee, Phila	t17
3	Tommy Leach, Chi	175	Sherry Magee, Phila	34	Heinie Zimmerman, Chi	13	Heinie Zimmerman, Chi	13
4	Sherry Magee, Phila	167	George Burns, NYG	32	Zack Wheat, Bkn	13	Zack Wheat, Bkn	13
5	Jake Daubert, Bkn	166	Joe Connolly, Bos	32	Hi Myers, Bkn	11	Hi Myers, Bkn	11
6	George Burns, NYG	165	Ed Konetchy, Pitt	31	Ed Konetchy, Pitt	10	Ed Konetchy, Pitt	10
7	Red Smith, Bkn-Bos	161	Owen Wilson, Pitt	30	Honus Wagner, Pitt	10	Honus Wagner, Pitt	10
8	Beals Becker, Phila	158	Zack Wheat, Bkn	29	Bert Daniels, Cinc	10	Bert Daniels, Cinc	10
9	Dots Miller, StL	154	Wilbur Good, Chi	24	Casey Stengel, Bkn	10	Casey Stengel, Bkn	10
10	Wilbur Good, Chi	152	George Cutshaw, Bkn	24	Dick Hoblitzell, Cinc -t	10	Dick Hoblitzell, Cinc -t	10
	Lee Magee, StL	152	Dode Paskert, Phila	24				
Home runs			Runs scored			Bases on balls		
1	Gavvy Cravath, Phila	17	Jake Daubert, Bkn	91	Miller Huggins, StL	114	Miller Huggins, StL	114
2	Vic Saier, Chi	15	George Burns, NYG	85	George Burns, NYG	103	George Burns, NYG	103
3	Zack Wheat, Bkn	14	Wilbur Good, Chi	85	Johnny Evers, Bos	82	Johnny Evers, Bos	82
4	Fred Luderus, Phila	14	Tommy Leach, Chi	81	Tommy Leach, Chi	75	Tommy Leach, Chi	75
5	Jake Daubert, Bkn	10	Johnny Evers, Bos	81	Vic Saier, Chi	70	Vic Saier, Chi	70
6	Sherry Magee, Phila	9	Sherry Magee, Phila	79	Heinie Groh, Cinc	69	Heinie Groh, Cinc	69
7	Joe Connolly, Bos	9	Max Carey, Pitt	79	Gavvy Cravath, Phila	65	Gavvy Cravath, Phila	65
8	Tommy Leach, Chi	9	Miller Huggins, StL	79	Jim Viox, Pitt	63	Jim Viox, Pitt	63
9	Bob Bescher, NYG	8	Joe Connolly, Bos	77	Bill Sweeney, Chi	60	Bill Sweeney, Chi	60
10	Wilbur Good, Chi	8	Vic Saier, Chi	76	Max Carey, Pitt	57	Max Carey, Pitt	57
					Joe Connolly, Bos	57	Joe Connolly, Bos	57
Stolen bases			Caught Stealing			Strikeouts		
1	George Burns, NYG	46	Bob Bescher, NYG	35	Miller Huggins, StL	79	Miller Huggins, StL	79
2	Max Carey, Pitt	40	George Burns, NYG	27	Owen Wilson, Pitt	77	Owen Wilson, Pitt	77
3	Honus Wagner, Pitt	29	Hans Lobert, Phila	19	Cozy Dolan, StL	77	Cozy Dolan, StL	77
4	Bob Bescher, NYG	28	Miller Huggins, StL	16	Joe Kelly, Pitt	77	Joe Kelly, Pitt	77
5	Rabbit Maranville, Bos	25	Wilbur Good, Chi	15	Bert Niehoff, Cinc	77	Bert Niehoff, Cinc	77
6	Joe Kelly, Pitt	23	Herbie Moran, Cinc-Bos	14	Wilbur Good, Chi	76	Wilbur Good, Chi	76
7	Tommy Leach, Chi	22	Lee Magee, StL	14	Dode Paskert, Phila	76	Dode Paskert, Phila	76
8	Herbie Moran, Cinc-Bos	21	Fred Merkle, NYG	13	George Burns, NYG	72	George Burns, NYG	72
9	Hans Lobert, Phila	21	Four tied with	12	Fred Merkle, NYG	71	Fred Merkle, NYG	71
10	Buck Herzog, Cinc	17			Frank Schulte, Chi	70	Frank Schulte, Chi	70
	Fred Merkle, NYG	17						
Sacrifice hits			Sacrifice flies			At bats		
1	Rabbit Maranville, Bos	15	Dots Miller, StL	t12	George Cutshaw, Bkn	608	George Cutshaw, Bkn	608
2	Lee Magee, StL	13	Pancho Snyder, StL	t12	Max Carey, Pitt	606	Max Carey, Pitt	606
3	Zinn Beck, Chi	13	Red Smith, Bkn-Bos	11	Tommy Leach, Chi	603	Tommy Leach, Chi	603
4	Heinie Groh, Cinc	11	Honus Wagner, Pitt	10	Heinie Zimmerman, Chi	598	Heinie Zimmerman, Chi	598
5	Hank Gowdy, Bos	10	Butch Schmidt, Bos	9	Dots Miller, StL	594	Dots Miller, StL	594
6	Les Mann, Bos	10	Owen Wilson, Pitt	9	Owen Wilson, Pitt	589	Owen Wilson, Pitt	589
7	Johnny Evers, Bos	10	Chief Meyers, NYG	9	Wilbur Good, Chi	587	Wilbur Good, Chi	587
8	George Cutshaw, Bkn	10	Bob Bescher, NYG	8	Ed Konetchy, Pitt	586	Ed Konetchy, Pitt	586
9	Jeff Tesreau, NYG	10	Bert Niehoff, Cinc	8	Lee Magee, StL	585	Lee Magee, StL	585
10	Dode Paskert, Phila	9	Jim Viox, Pitt	8	Vic Saier, Chi	581	Vic Saier, Chi	581
	Jim Viox, Pitt	9						

Games Appeared

1	Max Carey, Pitt	153
2	George Cutshaw, Bkn	152
3	Dots Miller, StL	152
4	Butch Schmidt, Bos	152
5	Wilbur Good, Chi	152
6	Vic Saier, Chi	151
7	Ed Konetchy, Pitt	151
8	Rabbit Maranville, Bos	151
9	Five tied with	150
10		

Total Bases

1	Zack Wheat, Bkn	284
2	Heinie Zimmerman, Chi	265
3	Sherry Magee, Phila	262
4	George Burns, NYG	234
5	Tommy Leach, Chi	232
6	Red Smith, Bkn-Bos	227
7	Jake Daubert, Bkn	224
8	Joe Connolly, Bos	216
9	Ed Konetchy, Pitt	212
10	Wilbur Good, Chi	210
	Beals Becker, Phila	210

Low OB Pct. (Min 225 PA)

1	Dick Egan, Bkn	.239
2	Bill Killifer, Phila	.248
3	Gus Getz, Bkn	.251
4	Jack Martin, Bos-Phila	.257
5	Jimmy Archer, Chi	.260
6	Bert Daniels, Cinc	.261
7	Owen Wilson, Pitt	.265
8	Red Corriden, Chi	.268
9	Frank Schulte, Chi	.268
10	Bert Niehoff, Cinc	.271

Hit by pitch

Butch Schmidt, Bos	20
Chief Meyers, NYG	19
Art Fletcher, NYG	17
Heinie Groh, Cinc	17
Buck Herzog, Cinc	14
Red Corriden, Chi	10
Rabbit Maranville, Bos	7
Johnny Bates, Cinc-Chi, j	6
Kid Elberfeld, Bkn	6
Four tied with	5

Slugging (Min. 477 PA)

Zack Wheat, Bkn	t.517
Joe Connolly, Bos	t.517
Sherry Magee, Phila	.456
Gavvy Cravath, Phila	.445
Heinie Zimmerman, Chi	.443
Jake Daubert, Bkn	.414
Beals Becker, Phila	.410
George Burns, NYG	.407
Red Smith, Bkn-Bos	.398
Tommy Leach, Chi	.385

Grounded into Double Plays

Dots Miller, StL	21
Casey Stengel, Bkn	19
Heinie Zimmerman, Chi	18
Chief Meyers, NYG	16
Wilbur Good, Chi	15
Jim Viox, Pitt	15
Miller Huggins, StL	15
Ed Konetchy, Pitt	14
Art Fletcher, NYG	14
Sherry Magee, Phila	14
Zinn Beck, StL	14

Low Bat Avg (Min 225 PA)

Red Corriden, Chi	.175
Bill Sweeney, Chi	.184
Dick Egan, Bkn	.184
Jack Martin, Bos-Phila	.189
Roger Bresnahan, Chi	.196
Frank Schulte, Chi	.207
Bert Niehoff, Cinc	.207
Mike Mitchell, Pitt-r	.210
Art Butler, StL	.211
Herbie Moran, Cinc-Bos	.211
Vic Saier, Chi	.215

1914 NL Pitching Leaders

Earned Run Avg (Min. 154 IP) (10 or more dec.)		Wins	Won-Lost Pct.	
1	Jeff Pfeffer, Bkn 1.41	Pete Alexander, Phila 25-13	Raleigh Aitchison, Bkn 12-4	.750
2	Bill Doak, StL 1.59	Jeff Pfeffer, Bkn 24-10	Jeff Pfeffer, Bkn 24-10	.706
3	Hippo Vaughn, Chi 1.73	Bill James, Bos 24-11	Bill Doak, StL 22-10	.688
4	Bill James, Bos 1.74	Dick Rudolph, Bos 23-11	Bill James, Bos 24-11	.686
5	Dick Rudolph, Bos 1.90	Bill Doak, StL 22-10	Dick Rudolph, Bos 23-11	.676
6	Wilbur Cooper, Pitt 1.98	Erskine Mayer, Phila 21-11	Pete Alexander, Phila 25-13	.685
7	Pete Alexander, Phila 2.05	Pol Perritt, StL 19-10	Bert Humphries, Chi 14-7	.667
8	Babe Adams, Pitt 2.07	Five tied with 18	Pol Perritt, StL 19-10	.655
9	George McQuillan, Pitt 2.08		Joe Conzelman, Pitt 7-4	.636
10	Raleigh Aitchison, Bkn 2.09		Ed Reulbach, Bkn 18-11	.621

Shutouts		Strikeouts	Bases on balls	
1	Pete Alexander, Phila 9	Pete Alexander, Phila 244	Jeff Tesreau, NYG	167
2	Jeff Tesreau, NYG 8	Jeff Tesreau, NYG 209	Larry Cheney, Chi	143
3	Hippo Vaughn, Chi 8	Hippo Vaughn, Chi 202	Bill James, Bos	126
4	Bill James, Bos 7	Larry Cheney, Chi 177	Jeff Pfeffer, Bkn	124
5	Dick Rudolph, Bos 7	Dick Rudolph, Bos 174	Erskine Mayer, Phila	122
6	Wilbur Cooper, Pitt 7	Bill James, Bos 158	Jimmy Lavender, Chi	116
7	Babe Adams, Pitt 6	Wilbur Cooper, Pitt 158	Pol Perritt, StL	99
8	Slim Sallee, StL 6	Jeff Pfeffer, Bkn 151	Red Ames, Cinc	96
9	Jeff Pfeffer, Bkn 5	Red Ames, Cinc 150	Bill Doak, StL	94
10	Al Demaree, NYG 5	George McQuillan, Pitt 149	Wilbur Cooper, Pitt	92

Innings Pitched		Hits allowed	Total runs allowed	
1	Bill James, Bos 346.7	Rube Benton, Cinc 300	Red Ames, Cinc	141
2	Jeff Tesreau, NYG 345.3	Pete Alexander, Phila 284	Erskine Mayer, Phila	140
3	Pete Alexander, Phila 337.7	Red Ames, Cinc 283	Rube Benton, Cinc	134
4	Jeff Pfeffer, Bkn 332.7	Rube Marquard, NYG 272	Larry Cheney, Chi	133
5	Dick Rudolph, Bos 326.0	Christy Mathewson, NYG 264	Rube Marquard, NYG	123
6	Hippo Vaughn, Chi 322.0	Erskine Mayer, Phila 260	Earl Yingling, Cinc	113
7	Bill Doak, StL 322.0	Larry Cheney, Chi 253	Jeff Tesreau, NYG	112
8	Larry Cheney, Chi 317.7	Babe Adams, Pitt 252	Jimmy Lavender, Chi	109
9	Erskine Mayer, Phila 311.7	Casey Hageman, StL-Chi 252	Phil Douglas, Cinc	108
10	Wilbur Cooper, Pitt 309.0	Pol Perritt, StL 250	Left Tyler, Bos	108

Earned runs allowed		Games Appeared	Games Started	
1	Rube Benton, Cinc 119	Bill James, Bos 46	Jeff Tesreau, NYG	40
2	Erskine Mayer, Phila 116	Pete Alexander, Phila 43	Pete Alexander, Phila	39
3	Red Ames, Cinc 115	Larry Cheney, Chi 43	Larry Cheney, Chi	39
4	Larry Cheney, Chi 109	Erskine Mayer, Phila 42	Erskine Mayer, Phila	38
5	Rube Marquard, NYG 104	Dick Rudolph, Bos 42	Red Ames, Cinc	37
6	Jimmy Lavender, Chi 94	Christy Mathewson, NYG 42	Bill James, Bos	37
7	Jeff Tesreau, NYG 90	Red Ames, Cinc 42	Babe Adams, Pitt	35
8	Christy Mathewson, NYG 89	Jeff Tesreau, NYG 41	Rube Benton, Cinc	35
9	Earl Yingling, Cinc 86	Jeff Pfeffer, Bkn 40	Dick Rudolph, Bos	35
10	Left Tyler, Bos 83	Three tied with 39	Hippo Vaughn, Chi	35

Complete Games		Saves	Home Runs Allowed	
1	Bill James, Bos 29	George McQuillan, Pitt t5	Christy Mathewson, NYG	19
2	Jeff Pfeffer, Bkn 26	Hooks Wiltse, NYG t5	Earl Yingling, Cinc	13
3	Pete Alexander, Phila 25	Bill James, Bos 4	Dick Rudolph, Bos	11
4	Dick Rudolph, Bos 25	Larry Cheney, Chi 4	Hub Perdue, Bos-StL	11
5	Bert Humphries, Chi 23	Phil Douglas, Cinc 3	Babe Adams, Pitt	10
6	Wilbur Cooper, Pitt 22	Joe Conzelman Pitt 3	Frank Allen, Bkn	10
7	Hippo Vaughn, Chi 22	Twelve tied with 2	Jimmy Lavender, Chi	9
8	Babe Adams, Pitt 22		Five tied with	8
9	Bill Doak, StL 21			
10	Three tied with 20			

Wild pitches			Hit batsmen			Balks					
1	Rube Marquard, NYG	15	Dick Rudolph, Bos	15	Pol Perritt, StL	4					
2	Jimmy Lavender, Chi	12	Pete Alexander, Phila	14	Casey Hageman, StL-Chi	3					
3	Rube Benton, Cinc	10	Bill James, Bos	11	Phil Douglas, Cinc	3					
4	Larry Cheney, Chi	10	Hippo Vaughn, Chi	11	Hub Perdue, Bos-StL	2					
5	Christy Mathewson, NYG	8	Jeff Pfeffer, Bkn	10	Jeff Pfeffer, Bkn	2					
6	Ed Reulbach, Chi	8	Red Ames, Cinc	9	Ed Reulbach, Bkn	1					
7	Red Ames, Cinc	7	Rube Marquard, NYG	9	Eskine Mayer, Phila	1					
8	Hippo Vaughn, Chi	5	Pol Perritt, StL	9	Hippo Vaughn, Chi	1					
9	Eight tied with	4	George McQuillan, Pitt	9	Zip Zabel, Chi	1					
10			Three tied with	8							
Games Lost			Worst W-L Pct. (10 Dec)			W-L Pct			High ERA (60 IP min)		
1	Jeff Tesreau, NYG	18-22	Rube Marshall, Phila	3-14	.176	George Pierce, Chi	6.67				
2	Phil Douglas, Cinc	7-20	Earl Yingling, Cinc	4-18	.182	Eddie Jacobs, Phila	5.80				
3	Babe Adams, Pitt	17-19	Hub Perdue, Bos-StL	5-14	.211	Eppa Rixey, Phila	5.44				
4	Red Ames, Cinc	18-18	George Pierce, Chi	4-12	.250	Marty O'Toole, Pitt-NYG	5.22				
5	Earl Yingling, Cinc	4-18	Phil Douglas, Cinc	7-20	.259	Rube Marshall, Phila	5.21				
6	Larry Cheney, Chi	17-17	Dick Crutcher, Bos	5-12	.294	Otto Hess, Bos	5.16				
7	Rube Marquard, NYG	11-17	Joe Oeschger, Phila	4-8	.333	Casey Hageman, StL-Chi	4.47				
8	Rube Benton, Cinc	16-16	Eppa Rixey, Phila	5-9	.357	Dick Crutcher, Bos	4.36				
9	Lefty Tyler, Bos	15-16	Ben Tincup, Phila	8-13	.381	Joe Oeschger, Phila	4.31				
10	Jimmy Lavender, Chi	12-15	Rube Marquard, NYG	11-17	.393	Hub Perdue, Bos-StL	4.23				
	Hub Perdue, Bos-StL	4-15									
Unearned runs allowed											
1	Phil Douglas, Cinc	34									
2	Earl Yingling, Cinc	27									
3	Red Ames, Cinc	26									
4	Eskine Mayer, Phila	24									
5	Larry Cheney, Chi	24									
6	Lefty Tyler, Bos	23									
7	Jeff Tesreau, NYG	22									
8	Babe Adams, Pitt	22									
9	Four tied with	21									
10											

1914 Brooklyn Dodgers
86-68, .558, first place, +2 games

Player	Avg	OBP	G	AB	R	H	2b	3b	HR	RBI	BB	K	SB-CS	Sac	SF	HBP	DP	E
Lew McCarty c	.245	.287	75	249	23	61	9	2	1	26	16	19	0-0	2	3	0	4	16
Jake Daubert 1b	.307	.359	123	541	91	166	16	6	10	56	44	60	3-9	5	3	2	3	7
Geo. Cutshaw	.245	.278	152	608	64	149	24	6	4	69	29	38	4-7	10	7	1	9	18
Dick Egan ss	.184	.239	101	326	34	60	9	2	2	29	21	36	13-5	6	2	3	3	19
Gus Getz 3b	.230	.251	56	213	21	49	7	0	0	10	5	15	6-3	5	0	1	4	7
Zack Wheat lf	.341	.396	142	549	71	187	29	13	14	102	51	33	6-12	3	5	3	12	7
Jack Dalton cf	.296	.367	126	460	58	136	10	4	0	34	51	56	7-6	5	2	2	11	7
Casey Stengel rf	.254	.327	126	457	57	116	7	10	6	50	49	57	8-10	4	4	3	19	3
Tex Erwin c- a, t	.462	.462	9	13	1	6	1	0	1	4	0	1	0-0	0	0	0	0	2
Red Smith 3b-t	.289	.323	89	339	32	98	18	4	2	47	20	27	4-4	4	8	1	5	19
Hi Myers cf-rf	.288	.312	75	264	33	76	5	11	0	36	9	40	6-1	3	2	4	1	8
Ollie O'Mara ss	.286	.324	75	259	39	74	15	2	1	17	15	13	12-3	4	1	0	2	12
John Hummel util	.269	.325	67	193	27	52	7	6	0	21	16	22	6-2	3	2	1	5	9
Otto Miller c	.243	.261	68	189	11	46	7	0	0	11	5	19	0-0	7	4	1	2	10
Kid Elberfeld ss	.217	.299	45	69	9	15	1	0	0	6	2	4	0-0	0	0	6	1	8
William Fischer c	.216	.302	47	111	12	24	1	1	2	10	14	20	0-0	2	1	0	0	8
Joe Riggert of -t	.141	.197	25	71	5	10	2	1	1	7	4	19	3-0	0	0	1	2	0
Pitchers	.152	.222	154	460	39	70	11	3	0	25	41	126	0-1	11	2	1	6	17
Team	.260	.311	154	5371	627	1395	179	71	44	559	392	605	78-63	74	46	27	92	177

PB Lew McCarty 6, William Fischer 5, Otto Miller 4.

OF assists Zack Wheat 18, Casey Stengel 9, Hi Myers 6, Jack Dalton 2, Joe Riggert 2, John Hummel 1

Pitcher	W-L	ERA	G	GS	CG	Sh	Sv	IP	H	R-ER	HR	BB	SO	HB	WP
Jeff Pfeffer	24-10	1.41	40	34	26	5	1	332.7	177	69-52	5	124	151	10	1
Ed Reulbach	18-11	2.78	37	29	20	4	1	259.3	214	97-80	4	78	138	5	8
Pat Ragan	14-14	2.74	35	25	12	4	2	227.0	205	81-69	2	69	109	4	0
Raleigh Aitchison	12-4	2.09	26	17	9	2	1	159.7	106	52-37	4	76	80	6	4
Frank Allen	10-11	3.03	33	21	7	1	2	175.0	160	79-59	10	66	73	5	3
Nap Rucker	6-8	3.65	17	16	2	1	0	111.0	134	52-45	1	27	37	2	1
Bill Steele -a	1-0	2.70	5	1	0	0	1	13.3	18	5-4	1	2	1	0	0
Charlie Schmutz	1-5	2.63	20	5	0	0	1	65.0	59	27-19	2	20	24	4	0
Elmer Brown	0-5	9.70	14	5	0	0	0	34.3	65	39-37	4	16	16	0	0
Johnny Enzmann	0-0	1.20	8	1	0	0	0	15.0	17	7-2	1	5	6	0	0
Bull Wagner	0-0	8.21	7	0	0	0	2	7.7	15	10-7	0	4	1	1	0
Team	82-72	3.55	237	154	82	18	7	1375.3	1328	722-542	50	534	681	43	22

Balks Jeff Pfeffer 2, Ed Reulbach 1.

1914 St. Louis Cardinals
84-70, .545, second place, -2 games

Player	Avg	OBP	G	AB	R	H	2b	3b	HR	RBI	BB	K	SB-CS	Sac	SF	HBP	DP	E
Pancho Snyder c	.283	.285	110	343	25	97	13	3	1	45	5	29	0-0	4	t 12	1	11	22
Dots Miller 1b-ss	.259	.310	152	594	58	154	18	6	2	76	46	55	5-6	8	t 12	3	21	14
Miller Huggins 2b	.243	.374	148	556	79	135	14	5	3	40	114	79	13-16	6	2	4	15	16
Art Butler ss	.211	.299	91	294	46	62	18	0	3	22	35	28	4-4	4	3	3	6	16
Zinn Beck 3b	.220	.277	135	445	28	98	5	6	1	41	32	48	5-11	13	2	4	14	22
Cozy Dolan lf	.249	.330	117	453	52	113	11	5	6	35	52	77	15-8	3	3	4	4	8
Lee Magee cf-lf	.260	.321	141	585	72	152	20	7	2	44	53	54	12-14	13	2	1	13	13
Owen Wilson rf	.222	.265	150	589	61	131	30	9	6	74	36	77	8-5	5	9	1	11	8
Jack Roche 1b	.462	.500	7	13	2	6	3	0	0	4	1	3	0-0	0	0	0	0	1
Ivy Wingo c	.300	.363	65	203	23	61	3	5	1	30	21	21	4-3	4	2	0	0	9
Walton Cruise of	.261	.322	77	22	31	58	8	3	4	29	21	34	6-2	3	2	0	4	3
Possum Whitted-t	.258	.303	16	31	3	8	0	0	0	3	2	4	2-0	0	0	0	0	2
Ken Nash 3b	.240	.309	23	50	7	12	3	2	0	7	5	8	0-0	1	0	0	0	0
Lee Dressen 1b	.234	.314	48	94	7	22	2	1	0	4	11	16	0-0	4	0	0	2	4
Joe Riggert-a	.233	.240	32	103	7	24	5	4	2	12	1	21	4-0	3	0	0	1	2
Ted Cather of-t	.200	.244	24	80	8	16	2	1	0	9	5	16	2-2	1	1	0	2	1
Chuck Miller of	.140	.197	37	57	1	8	2	0	0	2	4	9	1-3	0	0	0	0	1
Bruno Betzel 2b	.000	.000	5	3	1	0	0	0	0	0	0	1	0-0	0	0	0	0	1
Paddy O'Connor c	.000	.375	10	10	0	0	0	0	0	1	3	3	0-0	0	0	3	0	0
Pitchers	.153	.192	154	472	30	72	6	2	1	32	23	132	0-0	13	5	1	3	24
Team	.236	.300	154	5197	541	1229	163	59	32	510	470	715	81-74	85	55	25	107	167

PB Frank Snyder 14, Ivy Wingo 1.

OF assists Owen Wilson 13, Cozy Dolan 6, Lee Magee 6, Walton Cruise 5, Ted Cather 4, Joe Riggert 1.

Player	W-L	ERA	G	GS	CG	Sh	Sv	IP	H	R-ER	HR	BB	SO	HB	WP
Bill Doak	22-10	1.59	36	32	22	3	0	322.0	179	69-57	8	94	145	6	4
Pol Perritt	19-10	2.11	39	32	20	4	0	298.7	250	88-70	6	99	135	9	4
Slim Sallee	17-12	2.25	38	29	18	6	1	264.3	215	75-66	4	79	110	6	0
Dan Griner	11-8	2.77	34	16	8	2	0	168.7	157	65-52	4	44	78	2	3
Hank Robinson	6-9	2.91	17	16	8	2	0	127.0	126	54-41	1	27	55	3	0
Casey Hageman-t	3-3	1.78	8	7	3	0	0	55.7	43	23-11	1	16	23	1	3
Hub Perdue-a	3-11	4.71	21	19	3	0	0	122.3	171	74-64	8	29	25	4	2
Dick Niehaus	2-2	4.91	13	0	0	0	0	18.3	22	16-10	1	4	9	0	2
Bill Steele-t	1-3	2.55	11	3	1	1	1	42.3	38	13-12	0	13	14	1	0
Steamboat Williams	0-1	17.54	6	0	0	0	0	6.7	18	15-13	3	3	2	0	1
Bill Hopper	0-1	22.50	4	0	0	0	0	4.0	11	15-10	0	5	0	1	0
Team	84-70	2.56	227	154	83	18	2	1430.0	1230	507-406	36	413	596	33	19

Balks Pol Perritt 4, Hub Perdue 2.

1914 Boston Braves
81-73, .526, third place, - 5 games

Player	Avg	OBP	G	AB	R	H	2b	3b	HR	RBI	BB	K	SB-CS	Sac	SF	HBP	DP	E
Hank Gowdy c	.240	.329	120	368	35	83	11	4	5	49	50	45	4-2	10	4	1	6	12
Butch Schmidt 1b	.268	.343	152	533	59	143	16	7	1	73	45	65	12-2	6	9	20	7	7
Johnny Evers 2b	.279	.371	140	541	81	151	22	3	3	47	82	39	10-4	10	5	0	8	8
Rabbit Maranville ss	.226	.301	151	580	70	131	14	2	4	46	57	59	25-9	15	3	7	8	24
Red Smith 3b -a	.273	.335	61	231	28	63	21	5	1	30	22	24	6-6	2	3	1	3	14
Joe Connolly lf	.342	.423	115	418	77	143	32	7	9	70	57	46	14-10	1	2	3	11	6
Les Mann cf	.256	.298	111	363	39	93	12	8	2	35	20	44	10-7	10	1	2	7	16
Larry Gilbert rf	.264	.333	87	231	35	61	6	0	4	27	25	41	4-0	1	2	0	4	0
Ted Cather of-a	.304	.331	43	135	13	41	6	1	0	8	5	20	8-3	1	1	1	4	3
Possum Whitted ut-a	.297	.317	66	236	32	70	8	5	2	34	7	26	2-5	7	0	0	4	10
Jack Martin if	.261	.354	27	69	10	18	3	0	0	7	11	2	1-1	1	2	0	2	2
Bert Whaling c	.240	.329	63	179	17	43	8	2	0	19	24	26	1-1	1	3	1	2	18
Herbie Moran of-a	.171	.244	40	152	23	26	5	1	1	10	12	23	5-5	2	1	3	2	6
Josh Devore-a	.227	.315	50	141	21	32	5	0	1	7	19	19	2-1	0	2	0	1	4
Charlie Deal 3b	.226	.313	83	257	27	58	11	1	2	25	33	28	3-6	4	3	1	7	10
Bert Whaling c	.240	.329	63	179	17	43	8	2	0	19	24	26	1-1	1	3	1	2	18
Oscar Dugey util	.206	.207	44	107	12	22	1	0	0	11	1	16	2-5	2	3	0	1	3
Jim Murray of	.190	.221	34	174	9	33	3	5	0	12	7	21	2-0	1	0	0	3	2
Herbie Moran of-a	.171	.244	40	152	23	26	5	1	1	10	12	23	5-5	2	1	3	2	6
Wilson Collins of	.146	.271	21	41	2	6	0	0	0	5	7	6	0-1	2	0	0	2	2
Fred Tyler c	.091	.083	6	11	0	1	0	0	0	1	0	4	0-0	4	1	0	0	1
Tommy Griffith of	.077	.127	15	52	1	4	0	0	0	5	3	9	0-0	1	0	0	1	3
Pitchers	.218	.264	154	450	31	98	9	0	0	38	29	90	1-0	15	4	1	13	33
Team	.251	.319	154	5269	622	1320	193	51	35	559	516	653	112-65	96	79	41	96	184

PB Hank Gowdy 7, Bert Whaling 4, Fred Tyler 2.

OF assists Joe Connolly 9, Jim Murray 5, Les Mann 4, Larry Gilbert 3, Herbie Moran 2, Wilson Collins 2, Josh Devore 2, Tommy Griffith 1, Ted Cather 1.

Player	W-L	ERA	G	GS	CG	Sh	Sv	IP	H	R-ER	HR	BB	SO	HB	WP
Bill James	24-11	1.74	46	37	29	7	4	346.7	209	88-67	7	126	158	11	1
Dick Rudolph	23-11	1.90	42	35	25	7	1	326.0	209	85-69	11	79	174	15	0
Lefty Tyler	15-16	2.69	39	33	14	2	0	278.0	245	106-83	7	77	138	6	2
Dick Crutcher	5-12	4.36	33	14	2	0	2	119.7	144	72-58	2	65	34	1	1
Paul Strand	3-3	4.62	22	3	0	0	2	48.7	63	34-25	3	12	13	2	3
Hub Perdue -t	3-6	1.91	9	9	6	1	0	70.7	77	33-15	4	17	17	1	2
Gene Coceham	2-3	4.05	17	3	1	1	1	40.0	47	22-18	1	20	14	1	0
Iron Davis	2-3	7.10	15	5	0	0	0	31.7	48	27-25	1	17	17	0	0
Otto Hess	2-7	5.16	24	11	1	0	1	97.7	133	60-56	5	30	32	3	1
Ensign Cottrell	1-0	0.00	1	1	0	0	0	6.0	7	0-0	0	6	5	0	0
Dolf Luque	0-0	4.63	3	1	0	0	1	11.7	19	6-6	0	7	1	0	0
Team	81-73	2.74	253	154	79	19	12	1392.3	1215	539-424	41	460	611	40	10

1914 Pittsburgh Pirates
79-75, .513, fourth place, -7 games

Player	Avg	OBP	G	AB	R	H	2b	3b	HR	RBI	BB	K	SB-CS	Sac	SF	HBP	DP	E
George Gibson c	.252	.315	101	326	31	82	17	1	1	36	31	31	1-0	2	4	1	6	17
Ed Konetchy 1b	.244	.287	151	586	52	143	31	10	6	64	36	66	8-3	6	5	1	14	6
Jim Viox 2b-of	.253	.341	147	474	51	120	14	6	0	43	63	48	2-5	9	8	4	15	17
Honus Wagner ss	.227	.283	144	551	57	125	16	10	2	60	45	53	29-8	3	10	2	10	27
Mike Mowrey 3b	.272	.331	72	290	29	79	7	3	1	34	27	18	5-7	1	5	1	5	2
Max Carey lf	.244	.309	153	606	79	148	22	t17	1	39	57	59	40-12	4	4	2	9	9
Joe Kelly cf	.243	.302	136	497	58	121	8	5	2	40	42	77	23-11	7	0	0	5	13
Mike Mitchell rf-t	.210	.276	75	262	27	55	6	4	2	31	23	31	9-2	1	3	2	6	4
Fritz Scheeren rf	.333	.333	5	12	1	4	0	0	0	0	0	1	0-0	0	0	0	0	0
Dan Costello cf-rf	.263	.377	16	57	3	15	1	0	0	5	11	13	3-1	1	1	0	0	2
Bob Coleman c	.244	.297	54	172	16	42	5	2	0	13	13	26	0-1	4	0	0	1	8
Zip Collins rf	.232	.270	44	177	14	41	3	0	1	19	10	16	1-1	1	2	0	1	4
Jim Kelly of	.205	.220	36	39	8	8	0	1	0	5	1	1	0-1	0	1	0	2	2
Ed Mensor of	.204	.423	51	98	17	20	3	2	1	12	34	16	4-0	4	1	4	2	0
Wally Gerber ss	.200	.250	12	30	1	6	0	0	0	3	2	3	0-0	0	0	0	0	1
Ham Hyatt ph-of	.158	.222	51	57	1	9	1	0	0	6	3	15	0-0	0	1	2	0	0
Bobby Schang c	.158	.158	9	19	3	3	0	1	0	0	0	7	0-0	0	0	0	0	3
Joe Leonard 3b	.133	.234	41	120	7	16	3	2	0	7	16	18	0-1	0	1	0	1	3
Ike McAuley ss	.125	.125	6	16	1	2	0	0	0	0	0	5	0-0	0	0	0	0	0
Alex McCarthy 3b-ss	.121	.165	67	199	15	24	0	3	2	18	9	23	3-3	2	2	2	2	6
Jake Kafora c	.105	.227	13	19	0	2	0	0	0	1	0	4	0-0	0	0	3	0	0
Paddy Siglin 2b	.074	.188	10	27	1	2	0	0	0	1	4	3	0-3	0	1	0	1	0
Pitchers	.142	.215	154	438	27	62	3	2	2	16	40	122	0-0	17	1	1	7	21
Team	.223	.289	154	5072	499	1129	140	69	21	453	467	656	128-89	62	50	25	87	145

PB Bob Coleman 2, George Gibson 1.

OF assists Mike Mitchell 10, Max Carey 7, Joe Kelly 5, Dan Costello 4, Zip Collins 4, Jim Kelly 1, Jim Viox 1.

Pitcher home runs Babe Adams, Bob Harmon.

Player	W-L	ERA	G	GS	CG	Sh	Sv	IP	H	R-ER	HR	BB	SO	HB	WP
Wilbur Cooper	18-14	1.98	36	34	22	7	2	309.0	224	85-68	1	92	158	3	3
Babe Adams	17-19	2.07	38	35	22	6	0	305.0	252	92-70	10	75	89	8	0
Bob Harmon	15-13	2.36	31	29	15	4	0	244.0	219	79-64	4	57	76	6	3
Geo. McQuillan	12-12	2.08	38	27	12	4	t5	255.0	219	77-59	5	67	149	9	1
Joe Conzelman	7-4	2.66	30	8	4	0	3	101.7	82	34-30	0	45	48	0	1
Erv Kantlehner	4-3	4.06	21	5	2	1	0	62.0	56	35-28	0	39	42	0	1
Al Mamaux	3-5	3.42	14	6	2	0	1	55.3	48	24-21	0	24	27	2	0
Marty O'Toole-t	2-5	5.07	13	8	0	0	0	55.0	73	32-31	1	32	23	0	1
Herb Kelly	1-0	3.31	5	2	0	0	0	16.3	17	8-6	1	7	6	0	0
Team	79-75	2.42	226	154	79	22	11	1403.3	1190	463-377	28	348	618	28	10

Balks none.

1914 New York Giants
77-77, .500, fifth place, -9 games

Player	Avg	OBP	G	AB	R	H	2b	3b	HR	RBI	BB	K	SB-CS	Sac	SF	HBP	DP	E
Chief Meyers c	.269	.361	120	390	46	105	9	2	1	46	42	34	3-1	2	9	9	19	14
Fred Merkle 1b	.258	.325	149	534	60	138	20	4	1	51	55	71	17-13	5	7	1	8	10
Larry Doyle 2b	.273	.331	137	538	61	147	10	9	2	54	45	46	8-9	4	6	4	9	14
Art Fletcher ss	.243	.285	135	540	57	131	23	7	0	41	17	57	13-7	4	4	17	14	36
Milt Stock 3b	.255	.317	110	385	51	98	15	1	1	38	34	30	10-6	7	4	3	5	20
Bob Bescher lf-cf	.277	.337	130	530	72	147	18	5	8	60	49	59	28-35	3	8	3	9	16
George Burns of	.287	.393	150	575	85	165	32	8	7	74	103	72	46-27	1	4	0	11	13
Fred Snodgrass rf-cf	.243	.325	101	387	39	94	21	4	0	36	47	41	14-11	1	2	1	3	11
Dave Robertson rf	.308	.347	74	227	20	70	12	2	1	33	13	25	3-4	2	1	1	3	3
Larry McLean c	.220	.254	41	118	6	26	4	0	0	10	5	8	0-0	2	2	1	6	6
Eddie Grant 3b-ss	.240	.309	84	304	30	73	3	0	0	27	30	37	9-9	6	2	1	4	5
Elmer Johnson c	.133	.222	9	15	1	2	0	0	0	1	2	4	0-0	0	1	0	0	0
Red Murray of	.241	.281	61	174	24	42	11	1	0	15	10	16	0-1	1	1	0	1	3
Jim Thorpe of	.154	.214	29	39	2	6	0	0	0	2	2	5	1-1	1	0	1	2	2
Mike Donlin ph	.129	.229	35	31	3	4	2	0	0	0	4	2	0-0	0	0	0	0	0
Harry Smith c	.125	.300	4	8	0	1	0	0	0	0	2	0	0-0	0	0	0	0	1
Sandy Piez pr-of	.125	.125	25	8	10	1	0	0	0	0	0	1	3-6	0	0	0	0	0
Pitchers	.230	.263	154	448	28	103	10	3	2	45	23	85	2-0	21	8	0	12	13
Team	.258	.323	154	5251	588	1353	190	46	23	533	483	593	157-13060	59	52	103	167	

PB Chief Meyers 3.

OF assists George Burns 11, Fred Snodgrass 6, Red Murray 5, Dave Robertson 3, Bob Bescher 2.

Pitcher HR Jeff Tesreau, Christy Mathewson.

Player	W-L	ERA	G	GS	CG	Sh	Sv	IP	H	R-ER	HR	BB	SO	HB	WP
Christy Mathewson	18-13	2.80	42	34	19	3	0	286.3	264	104-89	19	23	89	3	8
Jeff Tesreau	18-22	2.35	41	40	17	8	0	345.3	222	112-90	4	167	209	6	2
Al Demaree	16-12	2.62	35	30	14	5	0	240.7	216	91-70	0	80	129	6	1
Rube Marquard	11-17	3.67	38	32	11	1	0	255.0	272	123-104	8	70	89	9	15
Art Fromme	8-6	2.57	36	11	4	1	1	147.3	130	48-42	7	36	82	2	3
Hooks Wiltse	3-1	2.58	25	0	0	0	t5	45.3	41	16-13	2	11	26	2	0
Marty O'Toole-a	2-1	5.45	7	6	0	0	0	34.7	45	24-21	0	21	21	0	1
Ferdie Schupp	1-2	2.13	10	0	0	0	1	12.7	15	4-3	0	5	7	0	1
Eric Erickson	0-1	8.31	1	1	0	0	0	4.3	8	4-4	0	2	2	0	0
Rube Schauer	0-2	3.79	13	0	0	0	1	19.0	18	9-8	0	8	7	0	0
Hank Ritter	0-0	0.00	2	0	0	0	0	3.3	2	0-0	0	3	1	0	0
Team	77-77	2.87	250	154	65	18	8	1394.0	1233	535-444	40	426	662	28	31

1914 Chicago Cubs
75-79, .487, sixth place, -11 games

Player	Avg	OBP	G	AB	R	H	2b	3b	HR	RBI	BB	K	SB-CS	Sac	SF	HBP	DP	E
Roger Bresnahan c	.196	.321	85	286	22	56	9	5	0	15	53	41	1-4	1	1	0	8	7
Vic Saier 1b	.215	.302	151	581	76	125	22	4	15	71	70	55	3-8	2	4	4	11	11
Bill Sweeney 2b	.184	.280	128	441	39	81	13	4	1	25	60	28	10-11	4	3	0	12	11
Red Corriden ss	.176	.268	103	347	34	61	4	5	3	28	34	72	8-4	4	1	10	4	20
Heinie Zimmermn 3b	.306	.342	150	598	48	183	35	13	7	92	30	55	13-10	0	4	5	18	19
Frank Schulte lf	.207	.268	133	513	52	106	22	7	5	60	43	70	10-7	2	3	1	10	9
Tommy Leach cf	.290	.369	150	603	81	175	20	5	9	49	75	63	22-5	5	3	2	11	9
Wilbur Good rf	.215	.302	152	587	85	152	24	5	8	54	52	76	14-15	5	4	5	15	13
Johnny Bates of -a, j	.400	.667	6	5	3	2	0	0	0	0	4	0	0-1	0	0	0	0	0
Bob Fisher ss	.319	.385	14	47	5	15	1	1	0	5	5	2	1-0	0	0	0	0	2
Bubbles Hargrove c	.319	.353	19	47	6	15	4	0	0	7	3	5	1-0	0	1	0	2	2
Jimmy Johnston of	.246	.279	53	114	16	28	1	3	1	13	6	12	1-2	1	2	0	2	3
Jimmy Archer c	.238	.260	77	281	22	67	10	3	2	35	8	22	0-2	5	2	1	4	12
Fritz Mollwitz 1b	.200	.227	19	20	2	4	1	0	0	3	1	3	0-0	0	1	0	0	1
Art Phelan 3b	.188	.235	22	48	2	9	0	0	0	1	3	5	0-0	0	0	0	1	5
Cy Williams ph-of	.175	.265	64	97	7	17	2	1	0	7	11	11	1-2	1	3	2	0	3
Pete Knisely of	.145	.172	27	62	4	9	0	4	0	4	0	10	2-0	2	0	2	3	2
Art Bues 3b	.148	.207	9	27	3	4	0	2	0	0	2	5	0-0	0	0	0	0	0
Claud Derrick if-a	.146	.181	29	89	6	13	3	0	0	7	1	43	1-2	2	1	0	1	2
Chick Keating ss	.059	.179	15	34	1	2	0	1	0	1	5	8	0-0	1	0	0	0	1
Pitchers	.180	.234	154	445	30	80	10	4	0	21	29	121	3-1	18	1	3	6	25
Team	.228	.297	154	5272	544	1204	181	67	51	498	498	647	91-74	53	34	35	108	157

PB Roger Bresnahan 10, Jimmy Archer 7, Bubbles Hargrove 2
OF assists Frank Schulte 12, Tommy Leach 9, Wilbur Good 9, Pete Knisely 1.

Player	W-L	ERA	G	GS	CG	Sh	Sv	IP	H	R-ER	HR	BB	SO	HB	WP
Hippo Vaughn	21-14	1.73	37	35	22	8	0	322.0	218	71-62	2	74	202	11	5
Larry Cheney	17-17	3.09	43	39	18	3	4	317.7	253	133-109	6	143	177	4	10
Bert Humphries	14-8	2.39	31	21	13	2	2	200.0	160	59-53	7	45	73	5	0
Jimmy Lavender	14-8	3.72	33	28	9	1	0	227.3	205	109-94	9	116	114	8	12
Zip Zabel	4-6	2.72	25	6	3	0	2	102.7	78	36-31	3	45	52	3	1
George Pierce	4-12	6.67	29	16	1	0	1	106.7	152	93-79	3	55	63	2	4
Geo. McConnell	1-0	0.00	1	1	0	0	0	7.0	6	1-0	0	2	3	0	0
Casey Hageman-a	1-1	3.68	16	1	0	0	1	36.7	42	19-15	0	14	10	1	3
Charlie Smith	1-4	9.24	19	5	0	0	0	49.7	91	58-51	1	17	18	1	2
Eddie Stack	0-2	9.13	9	2	0	0	0	22.7	43	24-23	1	16	19	0	2
Elmer Koestner	0-0	1.69	4	0	0	0	0	5.3	6	1-1	0	3	3	0	0
Team	75-79	3.34	247	154	76	14	10	1397.7	1254	604-518	32	530	734	35	39

Balks Hippo Vaughn 1, Zip Zabel 1.

1914 Philadelphia Phillies
71-83, .461, seventh place, -15 games

Player	Avg	OBP	G	AB	R	H	2b	3b	HR	RBI	BB	K	SB-CS	Sac	SF	HBP	DP	E
Bill Killifer c	.216	.248	93	310	20	67	11	0	0	21	11	21	0-0	4	2	3	8	10
Fred Luderus 1b	.263	.330	109	388	42	102	10	4	14	58	40	53	1-0	1	4	1	8	19
Bobby Byrne 2b-3b	.256	.315	131	503	45	129	16	0	3	38	43	48	13-12	7	4	2	4	16
Jack Martin ss-a	.174	.235	90	328	27	57	5	1	1	21	26	33	5-3	5	2	1	6	15
Hans Lobert 3b	.261	.322	134	513	65	134	23	6	3	39	49	35	21-19	4	6	0	6	14
Sherry Magee of-ss	.290	.333	147	575	79	167	34	17	9	82	39	64	5-6	1	6	1	14	23
Dode Paskert cf	.269	.332	137	494	49	133	24	7	3	52	47	76	9-10	9	5	2	9	15
Gavvy Cravath rf	.283	.371	132	449	67	127	16	3	17	75	65	59	7-4	0	4	0	9	15
Josh Devore of-t	.409	.500	32	44	7	18	4	0	1	6	8	2	1-0	0	0	0	0	1
Beals Becker, lf-cf	.309	.339	129	512	69	158	21	5	7	46	25	61	7-5	6	3	0	10	13
Ed Burns c	.271	.346	61	144	10	39	4	3	0	26	17	13	0-1	0	1	0	10	10
Pat Hilly of	.250	.273	16	32	0	8	0	0	0	2	1	14	0-0	0	0	0	0	0
Milt Reed ss-2b	.225	.327	56	138	21	31	4	3	0	5	20	20	8-1	1	0	1	1	3
Hal Irelan 2b-ss	.223	.305	68	195	23	44	15	0	0	15	21	19	2-5	3	2	2	2	3
Red Dooin c	.157	.194	43	134	9	21	2	0	2	11	6	19	1-1	1	3	1	4	6
Dummy Murphy ss	.097	.263	9	31	1	3	0	0	0	0	7	0	0-0	0	0	0	1	3
Fred Mollenkamp 1b	.091	.091	3	11	0	1	0	0	0	1	0	1	0-0	0	0	0	1	1
Pitchers	.157	.178	154	459	33	72	7	1	2	22	12	102	0-0	10	1	0	10	25
Team	.249	.306	154	5260	567	1311	196	50	62	520	437	640	80-67	52	43	14	103	192

PB Ed Burns 4, Red Dooin 3, Bill Killifer 2.

OF assists Gavvy Cravath 11, Beals Becker 8, Dode Paskert 5, Sherry Magee 3, Pat Hilly 1

Pitcher HRs Gene Packard 3, Chief Johnson 2, Dwight Stone 1, Dan Adams 1.

Player	W-L	ERA	G	GS	CG	Sh	Sv	IP	H	R-ER	HR	BB	SO	HB	WP
Pete Alexander	25-13	2.05	43	39	25	9	2	337.7	284	98-77	8	70	244	14	1
Erskine Mayer	21-11	3.35	42	38	20	1	1	311.7	260	140-116	3	122	96	6	4
Ben Tincup	8-13	2.68	33	17	7	3	1	178.0	167	74-53	4	66	109	5	2
Rube Marshall	3-14	5.21	30	18	1	1	0	140.0	197	100-81	1	51	44	6	4
Eppa Rixey	5-9	5.44	20	15	0	0	0	84.3	130	66-51	1	37	32	8	2
Joe Oeschger	4-8	4.31	33	11	3	1	2	117.0	135	64-56	6	53	47	2	2
Stan Baumgartner	3-4	3.33	19	4	1	0	2	73.0	73	30-27	1	15	35	1	0
Eddie Matteson	1-5	5.05	17	3	0	0	0	35.7	48	30-20	0	17	22	1	1
Eddie Jacobs	1-4	5.80	25	7	0	0	0	76.0	102	66-49	1	45	30	2	1
George Chalmers	0-2	6.86	6	2	0	0	0	21.0	31	16-16	0	11	10	1	0
Team	71-83	3.58	268	154	57	15	8	1374.3	1427	684-546	25	487	669	46	17

Balks Erskine Mayer, Eppa Rixey.

1914 Cincinnati Reds
63-91, .409, eighth place, -23 games

Player	Avg	OBP	G	AB	R	H	2b	3b	HR	RBI	BB	K	SB-CS	Sac	SF	HBP	DP	E
Tommy Clarke c	.250	.316	111	336	35	84	13	6	3	46	33	42	3-3	4	3	1	4	18
Dick Hoblitzell 1b-t	.305	.370	70	243	29	74	7	10	0	33	22	23	7-5	5	3	5	2	9
Heinie Groh 2b	.278	.385	142	486	61	135	20	5	3	45	69	38	6-12	11	2	17	8	25
Buck Herzog ss	.257	.322	140	545	62	140	16	9	1	42	40	36	17-10	7	4	14	7	31
Bert Niehof 3b	.207	.271	127	474	49	98	17	9	4	47	42	77	5-4	6	8	3	7	19
George Twombly lf	.227	.271	69	242	26	55	0	7	0	23	13	33	16-10	7	1	2	5	6
Herbie Moran cf-t	.227	.284	103	392	45	89	7	1	2	32	31	39	16-9	3	4	2	6	11
Bert Daniels rf-cf	.220	.261	74	296	28	65	8	10	0	22	17	51	1-2	6	1	0	2	7
Tex Erwin c -a	.394	.459	12	33	2	13	2	0	1	8	3	3	0-0	0	0	1	0	1
Armndo Marsans of-j	.327	.386	39	147	27	48	3	0	0	16	16	2	11-3	2	3	0	3	3
Johnny Rawlings 3b-j	.309	.382	27	68	10	21	1	0	0	6	8	4	1-0	1	0	0	0	2
Marty Berghammer ss	.300	.376	36	90	12	27	4	0	0	11	10	9	4-2	0	0	1	1	2
Red Killifer of	.282	.378	43	156	19	44	5	0	2	16	22	15	2-2	1	3	4	4	2
Johnny Bates cf-j	.256	.393	39	121	15	31	3	1	0	17	23	8	4-3	2	1	5	0	4
Howard Lohr of	.245	.245	13	49	2	12	1	1	0	4	0	7	0-0	0	0	0	1	2
Doc Miller of	.219	.270	77	187	15	41	2	1	0	16	14	25	2-2	4	3	0	4	0
Tiny Graham 1b	.213	.269	21	61	3	13	1	0	0	4	5	7	1-0	1	1	0	4	2
Bill Holden of	.200	.190	8	20	1	4	1	0	0	4	0	3	0-0	1	1	0	0	2
Mike Gonzalez c	.193	.269	50	150	11	29	4	0	0	8	12	25	2-3	3	1	4	3	19
Marty Uhler of	.181	.231	24	72	11	13	3	0	0	4	4	19	6-2	0	1	1	0	1
Fritz von Kolnitz if	.178	.255	46	129	7	23	0	0	0	8	14	18	2-2	0	2	0	1	4
Fritz Mollwitz 1b	.177	.212	33	113	7	20	3	0	0	7	5	9	3-1	0	0	0	4	0
Bill Kellogg 1b	.145	.253	60	152	17	22	0	1	0	10	23	31	4-2	0	3	0	1	4
Harry LaRoss of	.135	.182	15	52	4	7	1	0	0	5	2	7	0-0	0	0	1	1	1
Claud Derrick ss -t	.000	.000	1	0	0	0	0	0	0	0	0	0	0-0	0	0	0	0	0
Pitchers	.176	.206	154	478	42	84	10	4	4	37	16	139	3-2	13	4	3	12	39
Team	.234	.301	154	5092	540	1192	132	65	20	471	444	670	116-79	77	49	64	80	214

PB Mike Gonzalez 5, Tommy Clarke 3. *OF assists* Bert Daniels 7, George Twombly 6, Herbie Moran 4, Armando Marsans 1, Johnny Bates 1, Howard Lohr 1, Doc Miller 1, Maury Uhler 1, Harry LaRoss 1, Red Killifer 1. *Pitcher HR* Red Ames 3.

Player	W-L	ERA	G	GS	CG	Sh	Sv	IP	H	R-ER	HR	BB	SO	HB	WP
Red Ames	18-18	3.54	42	37	17	4	0	292.7	283	141-115	8	96	150	9	7
Rube Benton	16-16	3.73	39	35	17	2	0	287.0	300	134-119	2	77	131	7	10
Phil Douglas	7-20	3.28	38	24	11	2	3	203.3	177	108-74	5	72	126	4	0
Pete Schneider	6-7	3.58	22	15	6	0	1	130.7	154	60-52	2	38	51	5	3
Earl Yingling (also of)	4-18	4.21	33	24	2	0	0	183.7	219	113-86	13	47	96	5	4
Dave Davenport-j	3-4	3.00	10	7	4	1	0	72.0	58	33-24	6	34	40	1	3
Charley Lear	2-3	4.09	18	4	0	0	0	55.0	78	33-25	3	15	20	4	4
Bob Ingersoll	2-0	2.53	5	0	0	0	0	10.7	7	4-3	0	3	7	0	0
Pete Fahrer	1-0	0.00	6	0	0	0	0	11.0	5	0-0	0	5	1	0	0
Chief Johnson-j	1-0	1.00	1	1	1	0	0	9.0	6	1-0	0	1	4	0	0
Karl Adams	1-0	10.12	7	0	0	0	0	10.7	16	12-12	0	8	11	0	1
Elmer Koestner-a	0-1	5.82	10	1	0	0	0	17.0	22	12-11	2	7	12	0	0
Jack Rowan	1-1	4.74	15	2	0	0	2	38.0	46	24-20	2	11	23	0	0
Paul Fittery	1-3	3.34	9	4	1	0	1	37.7	42	20-14	0	9	23	1	3
Team	63-91	3.68	255	154	59	9	7	1358.3	1413	695-556	43	423	695	36	35

Balks Phil Douglas 3.

1914 National League pinch hitting

National League pinch-hitters, as a whole, performed exceptionally well in the 1914 replay, averaging .245 per team.

Perhaps it was no coincidence that the three teams that led the National League in pinch-hitting were the top three finishers in the 1914 replay race, although not in the same exact order of finish. Two teams, Brooklyn (.308) and Boston (.306) led the league with team pinch-hitting batting averages over .300. St. Louis pinch-hitters batted .284.

The top pinch-hitter in the league was **Josh Devore**, who split the season between Philadelphia and Boston. While with the Phillies, Devore was extraordinary, going 7-14 with a pair of doubles and two walks. As a Brave, Devore saw more playing time, but maintained his pinch-hitting hot streak, going 3-5. Combined, Devore was 10-19, .523 with an on-base percentage of .583. Devore and

Chicago's **Cy Williams** tied for the most hits as a pinch-hitter with 10 base hits. Pittsburgh's **Ham Hyatt**, who had 43 at-bats as a pinch-hitter, led the league with pinch-hit RBIs with five.

Three batters hit pinch-hit home runs:

June 19 Tex Erwin, Brooklyn, off Erskine Mayer, Phila
 July 7 Zack Wheat, Brooklyn, off Pol Perritt, StL
 July 13 Jimmy Johnston, Chicago, off Rube Marquard, NYG

Team pinch-hitting

Team	Avg	OBP	AB	H	2B	3B	HR	RBI	BB	Sac	SF	HB	DP
Brooklyn	.308	.315	91	28	5	1	2	10	1	1	0	0	0
Boston	.306	.365	85	26	6	1	0	14	8	2	2	1	3
St. Louis	.284	.343	95	27	6	0	0	9	9	0	1	0	1
Philadelphia	.257	.307	105	27	4	0	0	10	8	0	1	0	0
New York	.233	.302	103	24	7	1	0	10	10	2	2	1	2
Pittsburgh	.209	.277	91	19	4	0	0	9	6	0	1	3	0
Cincinnati	.193	.235	109	21	4	0	0	9	6	0	0	0	0
Chicago	.184	.231	98	18	5	2	1	11	5	0	3	2	1
League	.245	.295	777	190	41	6	3	82	53	5	10	7	7
<i>NL Average</i>	<i>.245</i>	<i>.295</i>	<i>97</i>	<i>24</i>	<i>5</i>	<i>1</i>	<i>0</i>	<i>10</i>	<i>7</i>	<i>1</i>	<i>1</i>	<i>1</i>	<i>1</i>

Pinch hit leaders

Batting Avg. (Min 10 AB)	H/AB	Avg.	On base pct. (Min 10 PA)	OBP	Pinch hits	Hits
Josh Devore, Phila-Bos	10-19	.526	Josh Devore, Phila-Bos	.583	Josh Devore, Phila-Bos	t10
Lee Dressen, StL	7-20	.350	Walton Cruise, StL	.467	Cy Williams, Chi	t10
Possum Whitted, StL-Bos	4-12	.400	Possum Whitted, StL-Bos	.438	Ham Hyatt, Pitt	9
Walton Cruise, StL	4-12	.333	Dave Robertson, NYG	.389	Lee Dressen, StL	7
Dave Robertson, NYG	5-16	.313	Walton Cruise, StL	.333	Ed Burns, Phila	6
					Possum Whitted, StL-Bos	6

Runs batted in	RBI	Bases on balls	BB	Pinch hit at bats	AB
Ham Hyatt, Pitt	5	Walton Cruise, StL	3	Ham Hyatt, Pitt	43
Cy Williams, Chi	4	Larry Gilbert, Bos	3	Cy Williams, Chi	38
Ed Burns, Phila	4	Ed Mensor, Pitt	3	Mike Donlin, NYG	29
John Hummel, Bkn	4	Mike Donlin, NYG	3	Ed Burns, Phila	25
				Chuck Miller, StL	22

Doubles: Five tied with 2

Triples: seven tied with 1

Home runs: Three tied with 1

Brooklyn	<u>Avg</u>	<u>OBP</u>	<u>AB</u>	<u>H</u>	<u>2B</u>	<u>3B</u>	<u>HR</u>	<u>RBI</u>	<u>BB</u>	<u>Sac</u>	<u>SF</u>	<u>HB</u>	<u>DP</u>
Lew McCarty	1.000	1.000	3	3	1	0	0	2	1	0	0	0	0
Gus Getz	1.000	1.000	1	1	0	0	0	0	0	0	0	0	0
Casey Stengel	.714	.750	7	5	0	0	0	3	1	0	0	0	0
Ollie O'Mara	.500	.667	2	1	0	0	0	0	1	0	0	0	0
Tex Erwin-t, a	.400	.400	5	2	0	0	1	3	0	0	0	0	0
Jack Dalton	.333	.400	9	3	1	0	0	0	1	0	0	0	0
Joe Riggert-a	.333	.500	3	1	0	0	0	0	1	0	0	0	0
Zack Wheat	.333	.333	3	1	0	0	1	3	0	0	0	0	0
Kid Elberfeld	.300	.364	10	3	1	0	0	2	1	0	0	0	0
John Hummel	.230	.333	13	3	1	1	0	4	2	0	0	0	0
Dick Egan	.167	.167	6	1	0	0	0	0	0	0	0	0	1
William Fischer	.154	.214	13	2	1	0	0	0	1	0	0	0	0
Hi Myers	.125	.125	16	2	0	0	0	3	0	0	0	0	0
Jake Daubert	.000	1.000	0	0	0	0	0	0	1	0	0	0	0
Total	.308	.376	91	28	5	1	2	20	10	0	0	0	1

St. Louis	<u>Avg</u>	<u>OBP</u>	<u>AB</u>	<u>H</u>	<u>2B</u>	<u>3B</u>	<u>HR</u>	<u>RBI</u>	<u>BB</u>	<u>Sac</u>	<u>SF</u>	<u>HB</u>	<u>DP</u>
Jack Roche	1.000	1.000	2	2	1	0	0	0	0	0	0	0	0
Ken Nash	.429	.500	7	3	1	0	0	2	1	0	0	0	0
Possum Whitted-t	.429	.500	7	3	0	0	0	1	1	0	0	0	0
Ivy Wingo	.400	.500	5	2	0	0	0	0	1	0	0	0	0
Lee Dressen	.350	.350	20	7	1	0	0	0	0	0	0	0	1
Walton Cruise	.333	.467	12	4	1	0	0	2	3	0	0	0	0
Joe Riggert-a	.333	.333	6	2	1	0	0	0	0	0	0	0	0
Chuck Miller	.182	.217	22	4	1	0	0	1	1	0	0	0	0
Frank Snyder	.000	1.000	0	0	0	0	0	1	1	0	0	0	0
Bruno Betzel	.000	.000	3	0	0	0	0	0	0	0	0	0	0
Art Butler	.000	.000	3	0	0	0	0	0	0	0	0	0	0
Paddy O'Connor	.000	.250	2	0	0	0	0	1	1	0	1	0	0
Zinn Beck	.000	.000	2	0	0	0	0	0	0	0	0	0	0
Ted Cather-t	.000	.000	2	0	0	0	0	0	0	0	0	0	0
Lee Magee	.000	.000	2	0	0	0	0	0	0	0	0	0	0
Total	.284	.343	95	27	6	0	0	9	9	0	1	0	1

Boston	<u>Avg</u>	<u>OBP</u>	<u>AB</u>	<u>H</u>	<u>2B</u>	<u>3B</u>	<u>HR</u>	<u>RBI</u>	<u>BB</u>	<u>Sac</u>	<u>SF</u>	<u>HB</u>	<u>DP</u>
Hank Gowdy	.750	.750	4	3	0	0	0	0	0	0	0	0	0
Josh Devore-a	.600	.625	5	3	1	0	0	3	2	0	1	0	0
Joe Connolly	.500	.714	4	2	1	0	0	2	2	0	0	1	0
Bert Whaling	.429	.500	7	3	1	0	0	0	0	0	0	0	0
Jack Martin-t	.400	.400	5	2	1	0	0	0	0	0	0	0	0
Les Mann	.375	.375	8	3	1	1	0	3	0	0	0	0	0
Possum Whitted-a	.375	.375	8	3	0	0	0	0	0	1	0	0	0
Larry Gilbert	.250	.455	8	2	0	0	0	1	3	0	0	0	0
Charlie Deal	.200	.200	5	1	0	0	0	0	0	0	0	0	0
Oscar Dugey	.182	.167	11	2	0	0	0	2	0	0	1	0	1
Jim Murray	.167	.167	6	1	1	0	0	1	0	0	0	0	0
Ted Cather-a	.143	.143	7	1	0	0	0	0	0	1	0	0	0
Otto Hess	.000	.000	2	0	0	0	0	0	0	0	0	0	0
Wilson Collins	.000	.000	2	0	0	0	0	0	0	0	0	0	1
Tommy Griffith	.000	.000	1	0	0	0	0	0	0	0	0	0	0
Herbie Moran-a	.000	.000	1	0	0	0	0	0	0	0	0	0	1
Johnny Evers	.000	.000	1	0	0	0	0	0	0	0	0	0	0
Total	.306	.365	85	26	6	1	0	14	8	2	2	1	3

<u>Pittsburgh</u>	<u>Avg</u>	<u>OBP</u>	<u>AB</u>	<u>H</u>	<u>2B</u>	<u>3B</u>	<u>HR</u>	<u>RBI</u>	<u>BB</u>	<u>Sac</u>	<u>SF</u>	<u>HB</u>	<u>DP</u>
Joe Kelly	.500	.500	2	1	1	0	0	0	0	0	0	0	0
Jim Viox	.500	.500	2	1	0	0	0	0	0	0	0	0	0
Alex McCarthy	.500	.500	2	1	0	0	0	0	0	0	0	0	0
Zip Collins	.333	.333	3	1	0	0	0	0	0	0	0	0	0
Jim Kelly	.273	.250	11	3	0	0	0	2	0	0	1	0	0
Ham Hyatt	.309	.277	43	9	1	0	0	5	2	0	0	2	0
Joe Leonard	.200	.333	5	1	0	0	0	0	1	0	0	0	0
Ed Mensor	.200	.500	0	0	0	0	0	1	3	0	0	0	0
Jake Kafora	.200	.333	5	1	0	0	0	0	0	0	0	1	0
George Gibson	.000	.000	4	0	0	0	0	0	0	0	0	0	0
Bob Coleman	.000	.000	2	0	0	0	0	0	0	0	0	0	0
Max Carey	.000	.000	1	0	0	0	0	0	0	0	0	0	0
Wally Gerber	.000	.000	1	0	0	0	0	0	0	0	0	0	0
Mike Mowrey	.000	.000	1	0	0	0	0	0	0	0	0	0	0
Bobby Schang	.000	.000	1	0	0	0	0	0	0	0	0	0	0
Fritz Scheeren	.000	.000	1	0	0	0	0	0	0	0	0	0	0
Paddy Siglin	.000	.000	1	0	0	0	0	0	0	0	0	0	0
Honus Wagner	.000	.000	1	0	0	0	0	0	0	0	0	0	0
Total	.209	.277	91	19	2	0	0	9	6	0	1	3	0

<u>New York Giants</u>	<u>Avg</u>	<u>OBP</u>	<u>AB</u>	<u>H</u>	<u>2B</u>	<u>3B</u>	<u>HR</u>	<u>RBI</u>	<u>BB</u>	<u>Sac</u>	<u>SF</u>	<u>HB</u>	<u>DP</u>
Fred Merkle	1.000	1.000	1	1	0	0	0	1	0	0	0	0	0
Art Fletcher	1.000	1.000	1	1	0	0	0	1	0	0	0	0	0
Fred Snodgrass	.429	.429	7	3	2	0	0	1	0	0	0	0	0
Eddie Grant	.333	.333	3	1	0	0	0	0	0	0	0	0	0
Dave Robertson	.313	.389	16	5	1	0	0	3	2	0	0	0	0
Red Murray	.300	.417	10	3	0	1	0	1	2	0	0	0	0
Jim Thorpe	.250	.250	20	5	0	0	0	2	0	0	0	0	1
Bob Bescher	.222	.364	9	2	2	0	0	0	2	0	0	0	1
Mike Donlin	.103	.188	29	3	2	0	0	0	3	0	0	0	0
George Burns	.000	.333	2	0	0	0	0	0	1	0	0	0	0
Chief Meyers	.000	.000	2	0	0	0	0	0	0	0	0	0	0
Elmer Johnson	.000	.000	1	0	0	0	0	0	0	0	0	0	0
Sandy Piez	.000	.000	1	0	0	0	0	0	0	0	0	0	0
Harry Smith	.000	.000	1	0	0	0	0	0	0	0	0	0	0
Total	.233	.301	103	24	7	1	0	10	10	0	0	0	2

<u>Chicago Cubs</u>	<u>Avg</u>	<u>OBP</u>	<u>AB</u>	<u>H</u>	<u>2B</u>	<u>3B</u>	<u>HR</u>	<u>RBI</u>	<u>BB</u>	<u>Sac</u>	<u>SF</u>	<u>HB</u>	<u>DP</u>
Roger Bresnahan	1.000	1.000	1	1	1	0	0	1	0	0	0	0	0
Johnny Bates-a	1.000	1.000	1	1	0	0	0	0	2	0	0	0	0
Art Bues	1.000	1.000	1	1	0	1	0	0	0	0	0	0	0
Heinie Zimmerman	1.000	1.000	1	1	1	0	0	3	0	0	0	0	0
Jimmy Archer	.333	.333	3	1	0	0	0	0	0	0	0	0	0
Cy Williams	.263	.302	38	10	2	1	0	4	2	0	2	1	0
Wilber Good	.250	.250	4	1	0	0	0	0	0	0	0	0	0
Jimmy Johnston	.111	.111	18	2	1	0	1	2	0	0	0	0	1
Pete Knisely	.000	.100	9	0	0	0	0	0	0	0	0	1	0
Fritz Mollwitz	.000	.000	6	0	0	0	0	1	0	0	1	0	0
Bubbles Hargrave	.000	.000	4	0	0	0	0	0	0	0	0	0	0
Art Phelan	.000	.000	4	0	0	0	0	0	0	0	0	0	0
Frank Schulte	.000	.250	3	0	0	0	0	0	1	0	0	0	0
Red Corriden	.000	.000	2	0	0	0	0	0	0	0	0	0	0
Claud Derrick	.000	.000	2	0	0	0	0	0	0	0	0	0	0
Bob Fisher	.000	.000	1	0	0	0	0	0	0	0	0	0	0
Total	.184	.231	98	18	5	2	1	11	5	0	3	2	1

Philadelphia	<u>Avg</u>	<u>OBP</u>	<u>AB</u>	<u>H</u>	<u>2B</u>	<u>3B</u>	<u>HR</u>	<u>RBI</u>	<u>BB</u>	<u>Sac</u>	<u>SF</u>	<u>HE</u>	<u>DP</u>
Bobby Byrne	1.000	1.000	1	1	0	0	0	1	0	0	0	0	0
Josh Devore-t	.500	.563	14	7	2	0	0	0	2	0	0	0	0
Gavvy Cravath	.500	.500	4	2	0	0	0	1	0	0	0	0	0
Sherry Magee	.500	.500	2	1	1	0	0	0	0	0	0	0	0
Hal Irelan	.250	.294	16	4	1	0	0	1	1	0	0	0	0
Pat Hilly	.250	.250	8	2	0	0	0	1	0	0	0	0	0
Ed Burns	.240	.286	25	6	0	0	0	4	2	0	1	0	0
Milt Reed	.214	.267	14	3	0	0	0	1	1	0	0	0	0
Beals Becker	.167	.286	6	1	0	0	0	0	1	0	0	0	0
Red Dooin	.000	.000	6	0	0	0	0	0	0	0	0	0	0
Fred Luderus	.000	.000	5	0	0	0	0	0	0	0	0	0	0
Dode Paskert	.000	.000	2	0	0	0	0	0	0	0	0	0	0
Bill Killifer	.000	.000	1	0	0	0	0	0	0	0	0	0	0
Jack Martin-a	.000	.000	1	0	0	0	0	0	0	0	0	0	0
Total	.257	.307	105	27	4	0	0	10	8	0	1	0	0

Cincinnati	<u>Avg</u>	<u>OBP</u>	<u>AB</u>	<u>H</u>	<u>2B</u>	<u>3B</u>	<u>HR</u>	<u>RBI</u>	<u>BB</u>	<u>Sac</u>	<u>SF</u>	<u>HE</u>	<u>DP</u>
Herbie Moran-t	1.000	1.000	1	1	1	0	0	0	0	0	0	0	0
Tex Erwin a, t	1.000	1.000	1	1	1	0	0	0	1	0	0	0	0
Red Killifer	.667	.667	3	2	1	0	0	0	0	0	0	0	0
Tommy Clarke	.500	.500	4	2	0	0	0	1	0	0	0	0	0
George Twombly	.500	.500	2	1	0	0	0	2	0	0	0	0	0
Johnny Rawlings-j	.333	.429	6	2	0	0	0	0	1	0	0	0	0
Marty Breghammer	.286	.333	14	4	1	0	0	3	1	0	0	0	0
Bert Niehoff	.200	.200	5	1	0	0	0	0	0	0	0	0	0
Johnny Bates-t	.167	.167	6	1	0	0	0	1	0	0	0	0	0
Fritz von Kolnitz	.154	.154	13	2	0	0	0	2	0	0	0	0	0
Marty Uhler	.143	.143	7	1	0	0	0	0	0	0	0	0	0
Tiny Graham	.111	.111	9	1	0	0	0	0	0	0	0	0	0
Doc Miller	.095	.136	21	2	0	0	0	0	1	0	0	0	0
Bill Kellogg	.000	.154	11	0	0	0	0	0	2	0	0	0	0
Mike Gonzalez	.000	.000	2	0	0	0	0	0	0	0	0	0	0
Earl Yingling	.000	.000	1	0	0	0	0	0	0	0	0	0	0
Heinie Groh	.000	.000	1	0	0	0	0	0	0	0	0	0	0
Bill Danies	.000	.000	1	0	0	0	0	0	0	0	0	0	0
Total	.193	.235	109	21	4	0	0	9	6	0	0	0	0

Two or more teams	<u>Avg</u>	<u>OBP</u>	<u>AB</u>	<u>H</u>	<u>2B</u>	<u>3B</u>	<u>HR</u>	<u>RBI</u>	<u>BB</u>	<u>Sac</u>	<u>SF</u>	<u>HE</u>	<u>DP</u>
Josh Devore, Phi-Bos	.526	.583	19	10	3	0	0	3	4	0	1	0	0
Tex Erwin, Bkn-Cinc	.500	.571	6	3	1	0	1	3	1	0	0	0	0
Herb Moran, Cinc-Bos	.500	.500	2	1	1	0	0	0	0	0	0	0	1
Pssm Whitted, SL-Bs	.400	.438	15	6	1	1	0	4	1	1	0	0	0
Joe Riggert, Bkn-StL	.333	.400	9	3	1	0	0	0	1	0	0	0	0
Jack Martin, Bos-Phi	.333	.429	6	2	1	0	0	1	1	0	0	0	0
Johnny Bates, Cinc-CC	.286	.444	7	2	0	0	0	1	2	0	0	0	1
Ted Cather, StL-Bos	.111	.111	9	1	0	0	0	0	0	1	0	0	0

1914 National League Batting Highlights

Cycle

none

Two home runs in one game

<u>Date</u>	<u>Batter</u>	<u>Opp</u>	<u>HR</u>	<u>Description</u>
June 4	Joe Connolly, Bos	NYG	2	Two solo HRs, RBI 2b, 3 RBIs in 9-8 win
July 24	Jake Daubert, Bkn	StL	2	2R HR, solo HR in 6-2 win behind Ed Reulbach
Aug 31	Gavvy Cravath, Phil	Cinc	2	2R HR, solo HR, 3 RBIs in 6-0 shutout by Ben Tincup

Five or more RBI in one game (*pitchers in italics*)

<u>Date</u>	<u>Batter</u>	<u>Opp</u>	<u>RBI</u>	<u>Description</u>
Apr 16	Honus Wagner, Pitt	Cinc	6	3R home run, RBI triple, 2R single in 12-0 romp
Apr 17	Walton Cruise, StL	Cinc	5	3R home run, RBI single, sac fly in 10-0 win
May 27	Hne Zimmerman, Chi	Phila	6	3R home run, 2R triple, groundout RBI in 10-1 win
Aug 21	Heinie Groh, Cinc	NYG	5	4-4, 3R HR, two RBI singles, double, 3 runs in 10-3 win
Aug 30	Frank Schulte, Chi	Bos	6	3-5, 3R HR, 3R double, 2 runs in 8-0 shutout by Bert Humphries

Grand slam home runs

<u>Date</u>	<u>Batter</u>	<u>Opp pitcher</u>
May 19	Gavvy Cravath, Phila	Wilbur Cooper, Pitt
June 20	Zack Wheat, Bkn	Eddie Matteson, Phila

Back-to-back home runs

<u>Date</u>	<u>Batters</u>	<u>Opp pitcher</u>	<u>Description</u>
May 17	S. Magee, Cravath, Luderus, Phila	Earl Yingling, Cinc	Three home runs in a row in 10-6 win
June 30	Sherry Magee, Fred Luderus, Phila	Babe Adams, Pitt	Magee 2R HR, Luderus solo in 8-6 loss
July 12	Lee Magee, Cozy Dolan, StL	Chris Mathewson, NY	Both solo HRs
Sept 7	Pancho Snyder, Joe Riggert, StL	Rixey (Snyder), Baumgartner (Riggert), 9-6 win over Phila	

Leadoff home runs

<u>Date</u>	<u>Batter</u>	<u>Opp pitcher</u>
May 24	Tommy Leach, ChiC	Raleigh Atkinson, Bkn
May 30	Tommy Leach, ChiC	Earl Yingling, Cinc
June 20	Larry Gilbert, Bos	Jeff Tesreau, NYG
July 23	Josh Devore, Bos	Red Ames, Cinc
Aug 4	Tommy Leach, ChiC	Slim Sallee, StL
Sept 9	Tommy Leach, ChiC	Erskine Mayer, Phila

Pinch hit home runs

<u>Date</u>	<u>Batter</u>	<u>Opp pitcher</u>	<u>Description</u>
June 19	Tex Erwin, Bkn	Erskine Mayer, Phila	3R HR in 7 th inng. in 7-6, 10-inning Phillies win
July 13	Jimmy Johnston, Chi	Rube Marquard, NYG	Solo HR in 9 th tied game in 4-2, 12-inning NY win
July 23	Zack Wheat, Bkn	Pol Perritt, StL	3R HR to tied game in 7 th in 4-2 Bkn win

Notable performances, team

<u>Date</u>	<u>Team</u>	<u>Opponent</u>	<u>Description</u>
Apr 13	Bos	Phila	Braves totaled 21 hits, 12 BB in 18-0 blowout win v Phils
Apr 11	Chi	Cinc	Cubs scored 9 runs on eight hits in 3rd inning in 13-1 win
May 6	NYG	ChiC	Giants accumulated 24 hits enroute to easy 17-7 rout
May 27	Cinc	Bos	Reds rattled off 21 hits , all singles, in 9-8, 11-inning win
June 8	Bos	Bkn	Eight runs, 8 hits in fifth inning in 13-2 win
June 23	Cinc	Phila	Reds pound out 21 hits, seven in a row in 2nd inning , in 16-3 win
June 26	Bos	ChiC	21 hits in 14-4 pounding of Cubs
Aug 16	NYG	ChiC	22 hits (one double, 21 singles) in 11-4 win over Cubs
Aug 21	Cinc	NYG	Eight extra base hits in 10-4 win over NY
Aug 26	Bos	Cinc	23 hits , in 14-7 error-plagued win over Cinc (seven errors combined)
Aug 28	Cinc	Phila	7 stolen bases , 2 CS in 12-6 win over Phillies, who had three SB
Sept 3#2	Bos	StL	Braves cut loose with 11 runs in 2nd inning (5 hits, 7 BB, HBP) in 13-1 win

Five or more hits in one game

<u>Date</u>	<u>Batter</u>	<u>Opp</u>	<u>Description</u>
Apr 15	Jake Daubert	Bkn	Phila 5-5, five singles, run in 3-0 shutout win by Ed Reulbach
Apr 19	Tommy Clarke	Cinc	Bkn 5-6. 3R triple, four singles, 4 RBIs in 17-5 win
Apr 25	Joe Kelly	Pitt	Chi 5-5, five singles, 2 RBIs, run SB in 3-2 win
May 6	Fred Snodgrass	NYG	Chi 5-6, RBI double, four singles, four runs in 17-7 win
May 31 ^{#1}	Ollie O'Mara	Bn	NYG 5-5, five singles, 2 runs, RBI, SB in 5-2 win
June 19	Bobby Byrne	Phila	Bkn 5-6, game-winning HR in 10 th , four singles, 2 RBIs in 7-6 win
June 19	Dode Paskert	Phila	Bkn 5-5, RBI double, four singles in 7-6 win, 10-inning win
June 20	Zack Wheat	Bkn	Phila 5-5, grand slam HR , 2 doubles, 2 singles, 4 RBIs in 13-5 win
June 29	Dots Miller	StL	Bos 5-5, double, four singles, 2 RBIs, run in 6-2 win
July 9	Bubbles Hargrave	Chi	Bos 5-5, five singles, 2 RBIs, 2 runs in 14-5 win behind Hippo Vaughn
Aug 10	Dode Paskert	Phila	Cinc 5-5, five singles, 2 RBIs, run in 6-2 win for Ben Tincup
Sept 4	Hans Lobert	Phila	StL 5-8, HR in 15 th tied game, four singles, 3 runs, in 7-6 win in 15 inng.
Sept 4	Sherry Magee	Phila	StL 4-8, triple, double, two singles 2 RBIs in 7-5 15-inning wins

Notable individual batter performances (*pitchers noted in italics*)

<u>Date</u>	<u>Batter</u>	<u>Opp</u>	<u>Description</u>
Apr 11	Lee Magee	StL	Pitt 4-5, four singles in 4-3 loss
Apr 16	Roger Bresnahan	Chi	StL 4-4, two RBI doubles, RBI triple, single, 3 RBI in 5-0 win
Apr 26	Miller Huggins	StL	Cinc 4-5, four singles, 2 RBIs, SB in 4-2 loss
May 2	Johnny Bates	Cinc	Phila 4-5, 2R triple, three singles, 4 RBIs in 7-4 win
May 6	<i>Art Fromme</i>	NYG	Chi 4-6, <i>four singles, two RBIs, run in 17-7 romp</i>
May 7	Josh Devore	Phila	Pitt 4-4, two doubles, two singles, run, RBI, SB in 3-2 win
May 9	Lee Magee	StL	Phila 4-5, two doubles, two singles, RBI, 2 runs in 8-3 win
May 10	Butch Schmidt	Bos	Pitt 4-5, four singles, three runs, SB in 6-1 win
May 13	Jake Daubert	Bkn	StL 4-6, four singles, 3 RBIs, two runs in 11-6 win
May 13	Red Smith	Bkn	StL 4-6, 2R doublethree singles SB in 11-6 win
May 13	Buck Herzog	Cinc	Bos 4-5, RBI triple, double, two singles, run in 9-3 win
May 14	Ed Konetchy	Pitt	NYG 4-7 solo HR, 2b, two singles, 2 RBIs in 14-inning 6-3 win
May 16	Cozy Dolan	StL	NYG 4-4, four singles, three SB in 2-1 win
May 16	Johnny Evers	Bos	Chi 4-5, 2b, three singles, 2 runs, BB in 12-2 win
May 16	Joe Connolly	Bos	Chi 4-6, 2R HR, 2b, two singles, 3 RBIs, 2 runs in 12-2 win
May 17	Dode Paskert	Phila	Cinc 4-4, 3R double, three singles, 4 RBIs in 10-6 win
May 17	Jake Daubert	Bkn	Pitt 4-4, four singles, RBI in 3-2 win
May 18	Red Smith	Bkn	Pitt 4-5, four singles, two runs, SB in 6-2 win
May 20	Zinn Beck	StL	Bos 4-5, 2R HR off Otto Hess, three singles in 5-0 win
May 21	Heinie Zimmerman	Chi	NYG 4-4, 2b, three singles, 3 RBIs, run in 6-5 loss
May 21	Max Carey	Pitt	Phila 4-5, four singles, BB, RBI, run in 11-4 win
May 22	Tommy Clarke	Cinc	NYG 4-5, four singles, 2 RBIs in 7-5 win
May 23	Dots Miller	StL	Phila 4-6, 2b, three singles, RBI in 6-2 win
May 25	Cozy Dolan	StL	Bkn 4-5, four singles, 2 RBIs, run in 13-2 win
May 27	Gavvy Cravath	Phila	Chi 4-6, solo HR, three singles, 2 RBI in 4-3, 13 inning loss
May 27	Fritz von Kolnitz	Cinc	Bos 4-5, four singles, BB, run in 9-8, 11 inning win
May 30	Jake Daubert	Bkn	NYG 4-5, four singles, 2 runs, RBI in 11-7 win
May 30	Red Smith	Bkn	NYG 4-5, two doubles, 3 runs, 2 RBIs in 11-7 win
May 31 ^{#1}	<i>Red Ames</i>	Cinc	Chi 4-4, <i>solo HR, three singles, 3 RBIs, run in 8-1 win, threw 3-hitter</i>
May 31 ^{#1}	Max Carey	Pitt	StL 4-5, two doubles, 2RBIs, run in 7-5, 13-inning win
June 1	Mike Mitchell	Pitt	Cinc 4-6, four singles, 2 RBIs, 3 runs, SB in 13-5 win
June 3	George Gibson	Pitt	Cinc 4-4, four singles, 2 RBIs in 6-2
June 6	Fred Merkle	NYG	Phila 4-4, four singles, 3 runs, RBI on sac fly in 14-5 win
June 6	Ed Konetchy	Pitt	Chi 4-5, triple, double, two singles, RBI, 2 runs in 9-0 shutout win
June 8	George Gibson	Pitt	Chi 3-7, three doubles , 2 RBIs, run in 11-5, 12-inning win
June 8	Larry Gilbert	Bos	Bkn 4-5, 2R HR, three singles, 4 runs in 13-2 win
June 14	Ted Cather	StL	Cinc 4-5, double, three singles, 3 RBIs, SB in 9-1 win
June 23	Jake Daubert	Bkn	Pitt 2-5, five runs , BB in 13-0 win
June 24	Fred Merkle	NYG	StL 4-6, two doubles, two singles, run, RBI in 11-0 win
June 27	Hi Myers	Bkn	Cinc 4-5, two triples, two singles, RBI in 6-4 win
June 27	Fred Snodgrass	NYG	Chi 4-8, four singles, run in 9-2, 16-inning victory
June 28	Ollie O'Mara	Bkn	Cinc 4-5, solo HR, double, two singles, 3 runs in 7-2 win
June 29	Fritz Mollwitz	Cinc	Bkn 4-4, two doubles, two singles, RBI in 6-3 win

Notable individual batter performances, continued (pitchers noted in italics)

June 29	Lee Magee, StL	Bos	4-5, four singles, 2 RBIs, 2 runs in 6-2 win
July 3#1	Zack Wheat, Bkn	Chi	4-5, four singles, 2 RBIs, run, BB in 11-4 win
July 4	Beals Becker, Phila	Chi	4-11, RBI triple in 25 th inning, three singles in 5-2 win
July 4	Herbie Moran, Cinc	Bos	4-4, four singles, 2 RBIs, 2 SB, run in 5-1 win behind Rube Benton
July 5	Butch Schmidt, Bos	Cinc	4-5, RBI triple, 2R single and two other singles, 2 runs in 11-0 win
July 6	Jake Daubert, Bnk	StL	4-5, four singles, 3 RBIs, 2 runs in 12-0, 2-hit shutout by Frank Allen
July 7	Owen Wilson, StL	Bkn	4-4, RBI double, RBI single and two other singles in 3-1 win
July 11	Bert Daniels, Cinc	Phila	4-6, four singles, 2 runs, RBI in 7-3 win by Earl Yingling
July 21	Ed Konetchy, Pitt	NYG	4-5, four singles, 2 runs in 6-5 Pirates win
July 21	Hi Myers, Bkn	StL	4-5, RBI triple, 2 RBI singles, 2 runs in 11-5 win
July 22	Pancho Snyder, StL	Bkn	4-5, RBI triple, three singles, 2 runs in 11-6 win behind Bill Doak
July 26	Ollie O'Mara, Bkn	NYG	4-5, four singles, 2 runs, 2 SB, 2 RBIs to back Frank Allen 5-hitter
July 28	Possum Whitted, Bos	Phila	4-5, four singles, RBI as Bill James improved to 16-7
Aug 1	Tommy Leach, Chi	StL	4-5, leadoff HR, 2b, two singles in 7-0 Hippo Vaughn one-hitter
Aug 10	Joe Connolly, Bos	Chi	4-5, four singles, 2 RBIs, 2 runs, BB in 14-1 cakewalk
Aug 10	Ed Burns, Phila	Cinc	4-5, four singles, 2 RBIs in 6-2 win
Aug 10	Dave Robertson, NYG	StL	4-5, four singles, RBI, 2 runs in 9-1, five-hitter by Rube Marquard
Aug 11	Heinie Zimmerman, Chi	Bos	4-5, 2R triple, three singles, 3 runs in 9-2 win by Hippo Vaughn
Aug 12	Hi Myers, Bkn	Pitt	4-5, four singles, 3 runs, RBI in support of Aitchison 6-0 shutout
Aug 14	George Cutshaw, Bkn	Cinc	4-5 2R double, RBI single in 5-4 win by Ed Reulbach
Aug 15	Johnny Evers, Bos	StL	4-5, 2R home run, RBI double, two singles, 2 runs in 12-2 win
Aug 15	Butch Schmdit, Bos	StL	4-6, four singles, run, RBI in 12-2 victory
Aug 16	Eddie Grant, NYG	Chi	4-6, four singles, 2 RBI, run in 11-2 win
Aug 19	Red Murray, NYG	Cinc	4-7 four singles, 2 RBIs, run in 4-3, 15-inning loss to Reds
Aug 21	Zack Wheat, Bkn	Chi	4-4, RBI triple, double, two singles in 2-1 loss to Larry Cheney
Aug 21	Heinie Groh, Cinc	NYG	4-4, 3R HR, two RBI singles, double, 3 runs, 5 RBIs in 10-3 win
Aug 21	Lee Magee, StL	Phila	4-5, double, three singles, RBI, run in 10-5 loss to Erskine Mayer
Aug 23	Bob Coleman, Pitt	NYG	4-4, four singles, run, RBI in 6-3 loss to NY's Rube Marquard
Aug 25	Hans Lobert, Phila	Chi	4-6, triple, three singles, 3 RBIs, 2 run in 10-6, 10-inning win
Aug 26	Buck Herzog, Cinc	Bos	4-5, four singles, 2 RBIs, 2 runs in 14-7 blowout loss to Braves
Aug 29	Ivy Wingo, StL	NYG	4-5, four singles, 2 RBIs in hard-fought 6-5 loss to Giants
Aug 30	Sherry Magee, Phila	Cinc	4-4, triple, three singles, 2 runs as Erskine Mayer won 6-1
Aug 28	Zack Wheat, Bkn	Pitt	4-4, double, three singles, run in 4-3 loss to Pirates Babe Adams
Sept 1	Johnny Evers, Bos	StL	4-5, four singles, 2 runs, RBI in 10-2 romp for Bill James 22 nd win
Sept 2	Ivy Wingo, StL	Bos	4-5, four singles, RBI, run in 10-9, 10-inning loss to Braves
Sept 1	Casey Stengel, Bkn	Cinc	4-4, triple, three singles, RBI, SB in Jeff Pfeffer 2-1 three-hitter
Sept 2	Jake Daubert, Bkn	Cinc	4-5, four singles, run in 8-2 win
Sept 2	Zack Wheat, Bkn	Cinc	4-5, 2R home run, double, two singles, 3 RBI in 8-2 win
Sept 4	Larry Doyle, NYG	Cinc	4-5, four singles, 2 RBIs, run in 6-5 loss to former Giant Red Ames
Sept 5	Jim Viox, Pitt	Bos	4-5, double, three singles, RBI, run in 5-0 Wilbur Cooper four-hitter
Sept 7	Beals Becker, Phila	StL	4-4, two doubles, RBI, run, two singles in 9-6 loss to Cards Hub Perdue
Sept 8	Zip Collins, Pitt	NYG	4-4, four singles, 2 RBIs, 2 runs to back Joe Conzelman 6-1 five-hitter
Sept 14	Miller Huggins, StL	Pitt	4-4, four singles, RBI, 2 runs in 6-2 win for Pol Perritt
Sept 16	Fred Snodgrass, NYG	Bkn	4-5, RBI double, three singles, run in 9-2 triumph for Al Demaree
Sept 18	Fred Snodgrass, NYG	Bkn	4-5, four singles, RBI, run; second four-hit game in three games
Sept 21	Ed Burns, Phila	NYG	4-4, RBI double, three singles in 4-3 loss to Giants Marty O'Toole
Sept 24	Zack Wheat, Bkn	Phila	4-5, RBI triple, RBI single, two other singles in key 10-4 win over Phils

Steals of home

<u>Date</u>	<u>Runner</u>	<u>Opp</u>	<u>Description</u>
Apr 20	Charlie Deal, Bos	Bkn	Stole home after Hank Gowdy missed sac attempt
July 18	Sherry Magee, Phila	StL	Stole home after Dode Paskert missed sac attempt
Aug 23	Bill Sweeney, Chi	Phila	Stole home after Good missed sac; winning run in bottom of 9 th
Aug 28	Fritz von Kolnitz, Cinc	Phila	Stole home on front end of double steal in 12-6 win
Aug 28	Gavvy Cravath, Phila	Cinc	Stole home on front end of triple steal in 12-6 loss to Reds
Aug 31	Cozy Dolan, StL	NYG	Stole home on missed sac attempt by Miller Huggins

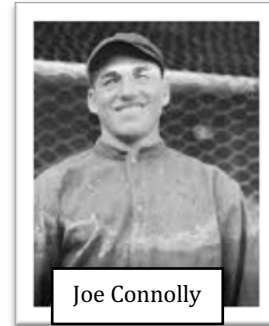
1914 National League Batting Notes

Season Joe Connolly edges Zack Wheat by a single point in furious race for NL batting title

Boston's Joe Connolly was the victor in a magnificent batting race battle that was not decided until the final game of the season. Connolly nosed out MVP Zack Wheat of Brooklyn by a single point, .342 to .341.

Connolly jumped into the NL batting lead almost immediately and remained atop the batting average race from mid-April through the entire season. As the season's end drew near, however, NL MVP Zack Wheat went on a batting tear that kept the Dodgers on top of the league standings.

On August 31, Connolly held narrow lead, hitting .344 with Wheat six points back at .338. With Boston frantically seeking to make a season-ending charge, Connolly went 14-33 from Sept 1-Sept 11 raising his league-leading BA to .351, fifteen points better than Wheat's .336.



Joe Connolly

Connolly then stumbled in a four-game series against the Phillies, going only 4-17 to drop to .346. Wheat, meanwhile, went 3-11 in four games against New York, dropping him to .335, eleven points behind Connolly.

In the fourth game against the Giants, Wheat singled in a run in his first at-bat. In the third inning, chasing a double by Giants 1b Fred Merkle, Wheat collided with SS Dick Egan and both were injured. Wheat was out of action for the next series, a critical with Boston Sept 18-22 and Egan out for the remainder of the year.

Boston lost the first three games against the Dodgers to fall out of the pennant race. Connolly went 3-12 in the series, his batting lead falling to .343, eight points ahead of Wheat, with a only four games v. New York left.

Returning to action for the final series of the year, in a make-it or break-it series against the Phillies, Wheat went 7-12 for the first three games, improving to .341, only two points behind Connolly with one game remaining.

In the final game of the season, Connolly did not enter the game until the seventh inning, walking as a pinch-hitter, and then flying out on his final at bat, ending the year at .342. Wheat went 0-2 on his first two at-bats, against the Phils Stan Baumgartner, but hit a pair of singles in his final two at-bats, driving in three runs as the Dodgers wrapped up the pennant with a 9-3 win. Wheat finished at .341, a single point in back of Connolly.

If Wheat had generated one more hit, over the final month, he would have won the batting crown by three-thousandth of a point over Connolly, .3424 to .3421. The September series-by-series breakout of the race between Connolly and Wheat:

Joe Connolly			Zack Wheat		
Date	H-AB	BA	Date	H-AB	BA
Sept 3	125-361	.346	Sept 3	168-498	.337
Sept 7	130-373	.349	Sept 7	171-509	.336
Sept 11	133-379	.351	Sept 11	175-521	.336
Sept 17	137-396	.346	Sept 17	178-532	.335
Sept 21	140-408	.343	Sept 21	178-532	.335
Sept 26	143-418	.342	Sept 26	187-549	.341

The month-by-month breakouts for Connolly and Wheat's batting race:

Joe Connolly			Zack Wheat		
Date	H-AB	BA	Date	H-AB	BA
Apr 30	21-56	.375	Apr 30	21-71	.296
May 31	23-53	.434	May 31	36-97	.371
June 30	26-80	.325	June 30	36-112	.321
July 31	29-76	.382	July 31	37-98	.378
Aug 31	25-81	.309	Aug 31	36-103	.349
Sept 26	24-72	.333	Sept 26	24-67	.358

Season **Zack Wheat's productive hitting leads Dodgers to pennant**


NL MVP Zack Wheat may have fallen one point behind in the batting race, but he was the most dominant batsman in the NL and the leader of a Dodger offense that topped the league in batting.

Wheat finished second in OBP at .396, led the league with 102 RBIs and base hits (187), tied for second in triples (13), led the league in total bases (284) and tied with Joe Connolly for the league lead in slugging (.517). He ranked third in the NL in home runs with 14. He was a consistent hitter throughout the campaign, chalking up a hitting streak of 12 games and two hitting streaks of 11 games.

What also exhibited a flair for the dramatic. On June 20, he had a five-hit game, including a grand slam HR, in a 13-5 win over Philadelphia. On July 23, he hit a three-run pinch-hit HR to defeat St. Louis 4-3. On August 11, he squeezed home the winning run in a 1-0 won over the Pirates.

As the season neared its conclusion, Wheat had two terrific series. From Aug 18-21, he went 12-19, .632 with three extra-base hits, including a HR, plus six RBIs in as the Dodgers split with Chicago.

In the 'Dodgers final series of the year and the pennant on the line, Wheat saved his best for last, going 9-17, .529 to lead Brooklyn to three wins in four games over Philadelphia to clinch the pennant.



Zack Wheat

Team batting notes

Chicago scored nine runs in the third inning in a 13-1 win over Cincinnati on Opening Day, April 11. Already ahead of Cincinnati's Rube Benton entering the third, the Cubs rattled off eight hits, highlighted by a Vic Saier three-run HR.

Boston buried the Phillies 18-0 on April 13, serving early notice that they might be a contender. The Braves totaled 21 hits attack on Apr 13. Phillies reliever Eddie Jacobs walked nine Braves while the Phillies could not reach Braves starter Hub Perdue, leaving 12 men on base.

Cincinnati pounded out a 17-5 blowout win over St. Louis on Apr 19 with ten of the runs unearned, the result of five Cardinal errors. The Reds scored 12 runs in the first three innings, nine of them off Card starter Casey Hageman. Four St. Louis pitchers combined to hand out 11 bases on balls. Cincy C Tommy Clarke led the attack with a 5-6 day with four RBIs.

Philadelphia left 11 men on base in a 6-5 loss to New York on Apr 24. The Phils piled up 13 hits off Rube Marquard and Hooks Wiltse, but couldn't push enough runs over and ended the game with Sherry Magee, the tying run, thrown out at home by Giants RF **Fred Snodgrass**.

Pittsburgh scored eight unearned runs in a 10-1 thrashing of Chicago on Apr 27. The Pirates tallied seven unearned runs in the fourth inning alone, in the lopsided win.

Chicago won a 2-1 win over St. Louis on Apr 30, totaling 12 singles and a double, but **leaving 13 left on base** as Jimmy Lavender threw a six-hitter to thwart the Cards.



NY OF Fred Snodgrass

A furious four-run rally in the ninth enabled Boston to tie the game and come away with a 7-6 victory in 11 innings in a remarkable come-from-behind win on Apr 28. In the ninth, the Braves got to Giants starter Al Demaree for three runs and reliever Ferdie Schupp gave up the tying run, resulting from an error by NY SS Art Fletcher, as the Brave tied the game. Boston won in the 11th on an RBI single by Jim Murray, off Schupp, scoring P Dick Crutcher who had doubled.

Chicago captured a strange 4-3, 12-inning win over New York on May 5. Giants starter **Jeff Tesreau walked 12 Cub batters**, but managed to wriggle out of jam after jam throughout the game, with Chicago leaving eight LOB. The Cubs eventually got to Tesreau in the 12th after he walked Tommy Leach and Vic Saier, followed by an RBI single by Cy Williams to end the game.

New York, bludgeoned Chicago 17-7 on May 6, the day after their odd 4-3, 12-inning loss to Chicago. The Giants scored six runs in the first, all unearned and totaled six doubles in the lopsided win, led by Fred Snodgrass (5-6, HR) and pitcher Art Fromme (4-6, 2 RBIs).

The Giants reeled off four straight hits in the 14th for a 6-3 win over Pittsburgh on May 14. **Both teams combined for 35 hits** (New York with 19, Pittsburgh with 16), but neither team could manage to score many runs. Art Fromme (3-1) was the winner in relief.

New York overcame a 5-0 deficit for a 6-5 come-from-behind win v Chicago on May 21. The Giants poured over six runs in the final three innings with George Burns capping the comeback win with a two-run homer off Cubs reliever Zip Zabel in the bottom of the ninth.

Cincinnati blew an 8-2 lead, but rebounded for a 9-8, 21-hit win over Boston in 11 innings on May 27. Boston scored six runs in the final two innings of regulation play, including a game-tying 3R home run by Joe Connolly in the 8th, but Cincy scored on an error by Braves CF Les Mann in the 11th to regain the lead with obscure reliever Erv Kantlehner earning the win.

Pittsburgh reeled off seven straight hits in an 11-5, 12-inning win over Chicago on June 8. With the game tied at five apiece in the top of the 12th, Honus Wagner singled and the next six batters also got base hits, all off reliever Eddie Stack, scoring six runs to give the Pirates the win. Earlier the Pirates had blown a 5-1 lead when the Cubs scored four in the ninth, including a three-run pinch-hit double by Heinie Zimmerman, tying the game.



Bos OF Larry Gilbert

Boston poured over eight runs in the fifth inning in a 13-2 triumph over Brooklyn on June 8. Leading 5-1, the Braves scored eight runs on eight hits in the fifth, including a two-run triple by Charlie Deal and a 2R HR by Larry Gilbert. Dodger lefty Nap Rucker absorbed most of the damage, giving up seven runs before giving way to Ed Reulbach, who gave up five of the eight runs in the fifth inning.

The Braves and Phillies combined for 30 hits in a 9-8 Boston win on June 13. The Braves overwhelmed Philly starter Eppa Rixey in the first, scoring seven runs. The Phils, however, battled back to close to 9-8 in the ninth, on a two-run HR by Dode Paskert, off Otto Hess, but Hess was able to retire the final batter for the save.

Phila's Bobby Byrne homered off Brooklyn's Frank Allen in the top of the 10th to lift the Phils to a 7-6, 10-inning win on June 19. Philadelphia built up a 3-0 lead, but the Dodgers tied the game in the seventh at 3-3. The Phils scored three times in the next two innings, but the Dodgers again rallied with three more runs in the ninth to tie the game at 6-6 before Byrne's HR ended the game in the 10th.

Zack Wheat hit a grand slam and Brooklyn scored nine runs in the fifth as the Dodgers beat Phila 13-5 on June 20. With the Phils leading 5-3 in the fifth, the Dodgers exploded with four straight hits, then got two runners aboard via errors before Wheat put the game away with his grand slam.

Boston battered Chicago 14-4 behind a 21-hit attack on June 26. Joe Connolly and Butch Schmidt both drove in four runs for the Braves and Les Mann was 4-5 with three RBIs.

Cincinnati scored a combined 12 runs in two innings and totaled 21 hits in a 16-3 win against Philadelphia on June 23. In the second inning, the **Reds ran off seven straight hits** and seven runs off Phillies starter Rube Marshall. Winning pitcher Pete Schneider even got into it, going 3-5 with three runs and an RBI.

On June 25, two games later, the **Reds pounded out 20 hits for a 13-3 rout of the Phillies**.

On June 27, the **Giants took over first place with a seven-run outburst in the 16th inning in a 9-2 win over Chicago**. With the game tied at two apiece in extra innings, NY picked apart relievers Charlie Smith and George Pierce in the 16th with six hits, a hit batsmen and Chicago contributed an error. NY recorded 20 hits in the win.

Brooklyn's offense piled up 20 hits in an 11-4 win over Chicago on July 3. In the first game of a twin bill, the Dodger bats were red-hot, with 17 singles, a pair of doubles and a William Fischer triple, totaling 11 runs.

The Dodgers scored eight runs in the fourth inning in a 12-0 whitewash of St. Louis on July 6. The Cards pulled a triple play in the first to escape a jam, but they couldn't escape the Dodger bats the rest of the game as Brooklyn scored four runs in the next two inning and then put the game away with an eight-run outburst in the fourth. Dodger starter Frank Allen carried a no-hitter into the seventh before Zinn Beck singled to break it up.

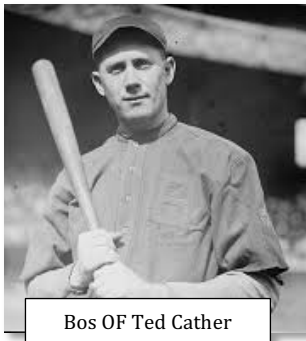
Chicago erupted for eight runs in the top of the ninth for a 14-5 victory over Boston on July 9. The Cubs scored five off reliever Iron Davis and three more off Gene Cocheham, who walked three in the inning. **Boston did not go away quietly, reeling off four consecutive pinch-hits in the bottom of the ninth to score four runs.**

Brooklyn came from behind to score four runs in the bottom of the ninth in an exciting 8-7 win over Cincinnati on July 13. The Dodgers posted three runs off Reds starter Rube Benton and then scored one more run with three straight hits off Phil Douglas, on in relief for Cincy, with Zack Wheat delivering the game-winner.

The Pirates lost 4-0 to the Cards Slim Sallee on July 26, **leaving 12 runners on base** and squandering nine hits, three walks, and a baserunner aboard via an error, none of which scored.

Pittsburgh suffered a major offensive outage Aug 11-Aug 14, going 30 straight innings without scoring. Brooklyn's Jeff Pfeffer, Raleigh Aitchison, and Pat Ragan threw consecutive shutouts against Pitt in the final three games of a four-game series Aug 11-13. During the three shutout losses, the Pirates were 8-86, .093. The Pirates finally scored in the fourth inning of a 6-3 win over Phila on Aug 14, pushing over five runs on five singles and a walk off Phillies starter Eppa Rixey.

New York scored nine runs in the first three innings in a 11-2 runaway over Chicago on Aug 16. The **Giants piled up 22 hits** in the lopsided victory. Cubs starter Charlie Smith never made it out of the first, giving up six runs on seven hits before giving way to Casey Hageman, who gave up five runs the rest of the game.



Bos OF Ted Cather

Boston totaled 23 hits in a 14-7 win over Cincinnati on Aug 6. Braves SS Rabbit Maranville had three RBIs and reserve OF Ted Cather hit a three-run homer off hapless Earl Yingling.

In an **epic comeback**, Boston shook off deficits of 4-0 and 9-4 to beat St. Louis 10-9 in 10 innings on Sept. 2. The Braves **totaled eight extra base hits** in the win, including a two-run pinch-hit triple by Les Mann and a pinch-hit double by Josh Devore to win the game in the 10th inning.

A day after piling up eight extra base hits against St. Louis, **Boston racked up 11 runs in the second inning in a 13-1 win over St. Louis** on Sept 3, in the second game of a doubleheader. After the Cards won the opener 3-2, the Braves offense went to work in Game Two with 11 runs in the second, including a grand slam HR by 3b Red Smith and a two-run triple by C Bert Whaling.

Individual batting notes

Brooklyn 2b **George Cutsaw was 7-15, .467 in a three-game sweep of Philadelphia** Apr 15-17.

Phillies 1b **Fred Luderus was 6-10, .600**, with a HR, 6 RBIs as Phila won two of three from Boston Apr 22-24.

Cardinal OF **Walton Cruise** hit an RBI single in the 12th inning to beat Cincinnati 2-1 on Apr 25. Two games later, Cruise hit a 3R HR and drove in five runs against the Reds in a 10-0 win.

Chicago's **Tommy Leach and Vic Saier each drew four BB** against NY's Jeff Tesreau in a 4-3, 12-inning Cub win on May 5. Tesreau issued a total of 14 walks in the game.

Reds OF Armando Marsans was 7-14, .538 to lead Cincinnati to a three-game sweep over Brooklyn May 5-7.

Phila RF **Gavvy Cravath** went **5-11, .456**, with two HR, 4 RBIs and six runs as the Phils swept Cinc May 15-17.

Pittsburgh 1b **Ed Konetchy** was **9-7, .529** with a home run and 5 RBIs to lead the Bucs to a four-game sweep of Cincinnati June 1-4.

Reds 1b **Dick Hoblitzell** went **8-15, .533** with a pair of triples and 4 RBIs against St. Louis June 5-8, but the Cards won three of the four games.

Chicago's **Vic Saier** drove in all three **Cub runs** in a 3-0 shutout by Hippo Vaughn against Pitt on June 15.

Brooklyn 3b **Red Smith** was on fire for a five-game stretch **June 18-23**. In a four-game home series against Philadelphia June 18-21, Smith was 11-15 as the Brooks split a four-game series with the Phils scoring four runs and driving in four runs. In Pittsburgh, in his next game, Smith was 2-5 with 4 RBIs. For the five games, **Smith was 13-20, .650 with eight RBIs. All 13 hits in his hot streak were singles.**



Bos OF Les Mann

Boston's **Les Mann** went a **7-11, .636** against Chicago June 23-26, driving in four runs and scoring four runs in three games. The only game in which Mann did not play, Boston lost 3-2.

Brooklyn SS **Ollie O'Mara** went 9-19, .474 in a four-game series at Cincinnati June 27-29, including his only home run of the season, off Earl Yingling in the second game on June 28.

Cardinal 1b **Dots Miller** and OF **Lee Magee** both had terrific series against **Boston** June 27-29, but the Cards could only manage a split. After going hitless in the opener, Miller was 10-14, .714 for the final three games of the four-game set, driving in four runs. Magee was 9-16, .567 and drove in 6 runs, including a 3R triple in the opener.

NY starter **Jeff Tesreau** beat St. Louis 1-0 on July 11. **Tesreau made three sacrifices in the game**, including a sac that moved 3b Eddie Grant, the eventual winning run, to second base in the fifth inning.

Phillies 1b **Fred Luderus** hit three home runs in four games July 13-16. On June 20, Luderus added another round-tripper off St. Louis righty Pol Perritt, giving him **four home runs in six games**.

Giants OF George Burns went 8-12, .667 with six BB as the Giants split a four-game series in the Polo Grounds July 26-29. Burns' haul included three doubles, a triple and four runs.

Pirate OF **Max Carey** stole **four bases** and scored twice as Pittsburgh beat Cincinnati 5-2 on Aug. 3. On Aug 19, Carey **scored from second base on a sac fly** by Zip Collins as the Pirates blanked Boston 3-0.

Boston's **Butch Schmidt** was a one-man gang against Chicago Aug 28-30, **going 8-16, .500 with eight RBIs**. Schmidt's heroics were for naught, however, as the Braves dropped three of four to the Cubs.

Light-hitting Cubs SS **Red Corriden** had **three extra base hits** in a 6-3 Chicago win over New York Sept 1. Corriden hit a pair of triples and a double and scored once in the Cubs victory.

Cardinals 1b **Dots Miller** went **10-17, .588** with three doubles and five RBIs in a four-game series v. Boston Sept 1-3, but it wasn't enough as the Cards pitching staff gave up 35 runs in series, losing three of four games.

With the season winding down and his Cards in need of wins, Cardinals manager-2b **Miller Huggins** set an **example for his players** Sept 13-17 as St. Louis swept Pittsburgh in a four-game series at Robison Field. Huggins, batting second during the sweep went **9-15 with 4 RBIs, 3 BB and his third HR of the season**.

Pittsburgh's Max Carey hit his first – and only – home run of the year in the final game of the season. Carey hit a two-run homer off Cincinnati's Phil Douglas, who lost his 20th game of the year by a 5-4 score.

Hitting streaks

Dates	Player, Team	G	Avg	OBP	AB	R	H	2b	3b	HR	RBI	BB	K	SB-CS	Sac	SF	HBP	DP
Apr 11-29	Johnny Evers, Bos	17	.379	.468	66	10	25	4	1	1	6	12	5	0-0	1	1	0	2
June 17-July 10	Joe Connolly, Bos	16	.460	.521	63	14	29	5	1	2	13	7	6	8-2	0	0	1	1
Apr 13-30	Butch Schmidt, Bos	16	.344	.362	64	9	22	3	1	0	7	3	11	2-0	0	2	2	0
Apr 23-May 9	Larry Doyle, NYG	14	.383	.439	60	9	23	4	3	0	9	6	2	3-1	0	0	0	1
July 22-Aug 23	Milt Stock, NYG	14	.333	.373	48	5	16	1	0	0	4	3	2	1-2	0	0	0	1
June 7-23	Jack Dalton, Bkn	13	.404	.483	52	7	21	1	0	0	3	8	3	0-1	0	0	0	1
June 13-28	Gavvy Cravath, Phila	13	.356	.434	45	9	16	1	0	1	10	7	5	1-0	0	1	0	2
Apr 27-May 10	Jake Daubert, Bkn	13	.340	.400	53	6	18	2	1	0	6	6	7	1-1	0	1	0	1
May 30-June 10	Ed Konetchy, Pitt	12	.400	.431	55	10	22	3	1	1	7	3	8	1-0	0	0	0	0
July 10-23	Zack Wheat, Bkn	12	.375	.388	48	10	18	3	0	3	12	1	1	0-1	0	0	0	3
May 3-17	Butch Schmidt, Bos	12	.360	.418	50	8	18	4	1	0	10	4	5	1-0	0	0	1	0
May 26-June 6	Bob Bescher, NYG	12	.333	.400	48	14	16	3	1	1	10	6	6	1-2	0	1	1	3
June 15-27	George Burns, NYG	12	.333	.426	51	7	17	3	2	0	9	9	3	1-1	0	0	0	1
Aug 11-23	Zack Wheat, Bkn	11	.565	.615	46	6	26	3	3	1	15	5	3	0-2	1	0	1	1
July 18-29	George Burns, NYG	11	.487	.583	39	8	19	5	0	1	7	9	3	5-1	0	0	0	0
Aug 4-16	Hans Lobert, Phila	11	.391	.429	46	11	18	5	2	1	1	3	3	6-1	1	0	0	0
July 13-23	Hn Zimmerman, ChiC	11	.370	.383	46	2	17	4	0	0	3	1	2	0-1	0	0	0	1
June 6-25	Pancho Snyder, StL	11	.350	.395	40	1	14	1	0	0	7	2	4	0-0	0	1	0	0
July 14-July 26	Jack Dalton, Bkn	11	.349	.364	43	5	15	1	0	0	6	1	6	0-0	0	0	0	3
Apr 19-May 6	Jimmy Archer, ChiC	11	.341	.362	44	3	15	2	1	0	5	2	3	0-0	0	1	0	1
May 5-17	George Burns, NYG	11	.313	.358	48	4	15	2	1	0	4	4	5	0-4	0	1	0	0
Aug 23-Sept 2	Butch Schmidt, Bos	10	.439	.467	41	9	18	1	0	1	8	2	8	1-1	0	1	1	1
May 5-16	Zinn Beck, StL	10	.424	.486	33	3	14	0	1	0	7	3	2	0-1	1	0	1	1
July 5-15	Bob Bescher, NYG	10	.390	.447	41	7	16	1	1	1	8	5	1	2-1	0	1	0	0
June 6-16	Zinn Beck, StL	10	.389	.421	36	3	14	3	2	0	10	1	3	0-1	0	1	0	2
Apr 15-25	Casey Stengel, Bkn	10	.343	.415	35	5	12	1	1	0	6	5	3	2-0	1	1	0	1
Apr 11-23	Zack Wheat, Bkn	11	.326	.367	46	5	15	1	2	0	4	2	5	1-1	1	0	0	0
Aug 23-Sept 2	Possum Whitted, Bos	10	.326	.340	46	8	15	3	0	0	6	1	5	0-1	0	0	0	1
Aug 21-Sept 1	Dode Paskert, Phila	10	.250	.318	40	7	10	2	1	0	5	2	4	1-1	0	0	2	0

Unusual batting lines

Date	Batter	AB	R	H	2	3	HR	RBI	BB	K	Other	Notes
Apr 13	Jack Martin, Bos	2	3	1	0	0	0	2	3	0	SF	Boston beat Phila 18-0
May 5	Tommy Leach, Chi	2	2	1	0	1	0	0	4	0	-	Four of 15 BB issued by NY's Jeff Tesreau
May 8	Jeff Pfeffer, Bkn	6	0	0	0	0	0	0	0	5	-	Struck out 15 in 3-2, 16-inning win v ChiC
May 14	Joe Connolly, Bos	2	3	1	0	0	0	0	3	0	-	Boston thumped Cinc 10—0
May 17	Ed Reulbach, Bkn	0	0	0	0	0	0	0	2	0	Sac	Reulbach beat Pitt 3-2
May 22	Hi Myers, Bkn	1	0	0	0	0	0	0	1	0	2 HBP	Cincinnati won 7-5
June 8	Heinie Groh, Cinc	1	0	1	0	0	0	1	1	0	HBP	Lost to StLouis 4-2
June 18	Fred Merkle, NYG	1	2	0	0	0	0	0	4	0	-	Giants shut out Boston 9-0
June 18	Chief Meyers, NYG	1	0	0	0	0	0	1	3	0	-	Braves pitchers w 10 BB, NYG won 9-0
July 21	Paddy O'Connor, StL	1	0	0	0	0	0	0	1	1	2 HBP	Cards lost to Dodgers 4-3
July 22	Butch Schmidt, Bos	1	0	0	0	0	0	2	1	0	2 SF	Boston defeated Cinc 6-4
Aug 21	Buck Herzog, Cinc	3	4	3	2	0	0	2	1	0	HBP	Reds trounced NY 10-4

1914 National League Pitching Highlights

No hit games

<u>Date</u>	<u>Pitcher</u>	<u>Opponent</u>	<u>Score</u>	<u>Description</u>
May 12	Bill Doak, StL	Bkn	5-0	Struck out four, walked three
Sept 10	Gvr Clv. Alexander, Phila	ChiC	2-0	7 strikeouts, 2BB; only one baserunner reached second basw

One hit games

<u>Date</u>	<u>Pitcher</u>	<u>Opponent</u>	<u>Score</u>	<u>Description</u>
Apr 22	Jeff Pfeffer, Bkn	NYG	2-0	Red Murray single in fifth inning
May 1	Larry Cheney, ChiC	Bos	7-0	Hank Gowdy leadoff triple in third innings
June 11	Erskine Mayer, Phila	Bos	10-0	Les Mann single to lead off sixth inning
July 5	Hippo Vaughn, ChiC	Phila	8-0	Dode Paskert single to lead off seventh inning
July 7	Jeff Tesreau, NYG	Pitt	8-0	Max Carey single in 3 rd ; Tesreau fanned 10, walked six
July 12	Erskine Mayer, Phila	Cinc	3-0	Tommy Clarke leadoff single in third; second win for Mayer in series
Aug 2	Erskine Mayer, Phila	Bkn	2-1	Casey Stengel solo HR in third only Dodger hit
Aug 4	Hippo Vaughn, ChiC	StL	7-0	Zinn Back triple to lead off third only Cardinal base hit
Aug 29	Bill James, Bos	ChiC	8-0	Red Corriden single in fifth inning
Aug 31	George McQuillan, Pitt	Bkn	5-0	Casey Stengel single in sixth; Dodgers lost ninth in a row
Sept 15	Tom Hughes, Bos	Phila	12-0	Debut for newcomer; Jack Martin single to lead off third inning
Sept 20	Babe Adams, Pitt	ChiC	1-0	Cubs Lefty Good singled in seventh; beat Humphries in terrific matchup

Two hit games

<u>Date</u>	<u>Pitcher</u>	<u>Opponent</u>	<u>Score</u>	<u>Description</u>
Apr 23	Hank Robinson, Pitt	StL	8-0	Singles by P Geo. McQuillan, Mike Mowrey
Apr 25	Raleigh Aitchison, Bkn	Bos	6-1	Butch Schmidt RBI single, Johnny Evers triple
May 2	<i>Al Demaree, NYG</i>	StL	0-1	Only run scored on error by CF Bob Bescher
May 14	Dick Rudolph, Bos	Cinc	10-0	Breghammer PH single, Groh single in blowout win
May 21	Bill James, Bos	StL	3-0	Owen Wilson 2b, Cozy Dolan single
May 29	Jeff Tesreau, NYG	Bkn	5-0	Otto Miller 2b, Jack Dalton single
June 5	Hippo Vaughn, ChiC	Pitt	2-0	Alex McCarthy triple, Ed Konetchy single
June 13	Pete Schneider, Cinc	ChiC	2-1	First start of season, tough win v Larry Cheney
June 23	Ed Reulbach, Bkn	Pitt	13-0	Retired first 23 in a row before giving up Mike Mitchell 1b with two out in 8 th
July 5	Dick Rudolph, Bos	Cinc	11-0	Bert Daniels had two singles for Reds
July 5	Jeff Pfeffer, Bkn	StL	1-0	Ivy Wingo had only two Cardinal hits; outpitched Pol Perritt, who lost via error
July 6	Frank Allen, Bkn	StL	12-0	Carried no-hitter into 7 th , second straight 2-hit shutout win for Dodgers
July 9	Babe Adams, Pitt	Bkn	5-0	Casey Stengel triple, Jeff Pfeffer single
July 9	Erskine Mayer, Phila	Cinc	5-1	Two singles, including RBI single by Herbie Moran, in seventh
July 10	Ed Reulbach, Bkn	Pitt	3-0	Only batters named Kelly had hits for Pitt; Joe Kelly and Jim Kelly both singled
July 12	Wilbur Cooper, Pitt	Bkn	1-0	Second shutout win for Pirates in four-game series v. Dodgers
July 27	Dick Rudolph Bos	Phila	1-0	Only gave up two singles; Mayer threw four-hitter in loss
Aug 1	Jeff Pfeffer, Bkn	Phila	9-2	Cruised past Phils, who scored on Lobert RBI single and run via an error
Aug 6	Jimmy Lavender, ChiC	Pitt	8-0	Only allowed singles by Honus Wagner, Max Carey
Aug 7	Bert Humphries, Chic McCarthy	Pitt	4-1	Second straight two-hitter for Cubs; 3b by Wagner, single by Alex
Aug 12	Slim Sallee, StL	NYG	1-0	Sallee allowed only pair of singles to beat Jeff Tesreau four-hitter
Aug 24	Dick Rudolph, Bos	Cinc	5-2	Buck Herzog triple and RBI single only two Reds hits
Aug 26	Wilbur Cooper, Pitt	NYG	7-0	Singles by Fred Merkle, Larry McLean
Sept 5	Jeff Pfeffer, Bkn	ChiC	2-1	Edged Hippo Vaughn in tight game; gave up solo HR to Wilbur Good
Sept 7	Jeff Tesreau, NYG	Cinc	3-0	Carried no-hitter into 9th inning; broken up by Tiny Graham
Sept 14	Jeff Pfeffer, Bkn	NYG	3-1	Fred Snodgrass RBI single, Chief Meyers single
Sept 16	Phil Douglas, Cinc	ChiC	7-0	High point of year for Douglas, who improved to 7-18
Sept 20	Jeff Pfeffer, Bkn	Bos	6-0	Two scattered singles to dim Braves hopes as season neared end

Three hit games

<u>Date</u>	<u>Pitcher</u>	<u>Opponent</u>	<u>Score</u>	<u>Description</u>
Apr 12	Erskine Mayer, Phila	Bos	4-3	Gave up three in ninth after walking three
Apr 15	Ed Reulbach, Bkn	Phila	3-0	Scattered three singles
Apr 17	Raleigh Aitchison, Bkn	Phila	3-0	Allowed singles by Hans Lobert, Gavvy Cravath
Apr 20	Pol Perritt, StL	Cinc	4-2	Three singles; none of the hits figured in the Reds two runs
Apr 24	Bill Doak, StL	Pitt	7-1	Mike Mitchell HR, Geo. Gibson 2b, Jim Viox single
Apr 24	Grover Clv Alexander	Bos	2-0	Johnny Evers double and single, Butch Schmidt double; fanned 10

Three hit games, continued

<u>Date</u>	<u>Pitcher</u>	<u>Opponent</u>	<u>Score</u>	<u>Description</u>
Apr 25	Bill Doak, StL	Chi	3-0	Frank Schulte 2b, singles by Tommy Leach, Bert Humphries
Apr 30	Dave Davenport, Cinc	Pitt	6-2	Joe Kelly two singles, Mike Mitchell single
May 2	Pol Perritt, StL	NYG	1-0	Beat Al Demaree, who threw two-hitter in losing cause
May 2	Wilbur Cooper, Pitt	Bkn	6-1	Three scattered singles; Wheat RBI 1b in ninth broke up shutout bid
May 2	Dick Rudolph, Bos	Bkn	2-1	Won in 9th on Maranville RBI single
May 5	Jeff Tesreau, NYG	ChiC	3-4 (12)	Tesreau lost heartbreaker on Cy Williams RBI 1b in bottom of 12 th
May 23	Zip Zabel, ChiC	Bkn	2-1	Only Dodger run scored in first on Red Smith double, SF
May 31#1	Red Ames, Cinc	ChiC	8-1	Perfect day; 3-hitter, went 4-4, hit HR, drove in three runs
June 4	Grv Clv Alexander, Phila	Bkn	1-0	George Cutshaw and Jack Dalton doubles, Jake Daubert single
June 12	Jeff Pfeffer, Bkn	NYG	2-0	Eddie Grant, Bob Bescher, Art Fletcher singles
June 17	Bill Doak, StL	Cinc	4-2	Struck out nine; gave up solo HR to Bert Neihoff in first inning
June 28	Grv Clv Alexander, Phila	Pitt	6-1	Gave up only run on RBI single by Honus Wager in 7 th inning
June 28	Hippo Vaughn, ChiC	NYG	1-0	Outdueled Giants Jeff Tesreau, who only allowed four hits
July 1	Larry Cheney, ChiC	Bkn	4-2	Otto Miller two-run double scored both Brooklyn runs
July 15	Bill Doak, StL	Bos	3-2	Rabbit Maranville hit two-run HR to score only Braves runs
July 16	Ben Tincup, Phila	Pitt	1-0	Edged Wilbur Cooper on Luderus HR; Cooper allowed just three hits
July 16	Jeff Pfeffer, Bkn	Cinc	5-1	Scattered Heinie Groh 2b, singles by Bert Daniels, George Twombly
July 18	Bill James, Bos	Pitt	8-1	Only Pirates run came from sac fly scoring Honus Wager
July 21	Bill James, Bos	Cinc	3-0	Tommy Clarke triple, Bert Daniels 2b, George Twombly single
July 23	Dick Rudolph, Bos	Cinc	6-0	Three scattered singles; second Braves shutout win in three games
July 24	Jeff Tesreau, NYG	Pitt	2-0	Beat Wilbur Cooper, who only allowed five hits
Aug 1	Lefty Tyler, Bos	NYG	1-0	Scattered three singles; Rabbit Maranville drove in only run
Aug 1	Phil Douglas, Cinc	Pitt	3-1	Douglas second win in a row after snapping 12-game losing streak
Aug 12	Lefty Tyler, Bos	Chi	5-0	Scattered singles by Tommy Leach, Frank Schulte, Bill Sweeny
Aug 12	Grover Clv Alexander, Phil	Cinc	3-2	Allowed two singles
Aug 11	Jeff Pfeffer, Bkn	Pitt	1-0	Only allowed one runner as far as third to edge Bob Harmon
Aug 13	Pat Ragan, Bos	Pitt	2-0	Allowed 1b to Jim Viox, only two other hits to beat Wilbur Cooper
Aug 14	Hippo Vaughn, ChiC	NYG	5-0	Stuck out six consecutive batters from fifth through seventh innings
Aug 15	Larry Cheney, ChiC	NYG	7-0	Cheney second straight three-hit shutout win for Cubs v New York
Aug 17	Jeff Tesreau, NYG	ChiC	1-0	Tight win earned split for NY; avenged June 28 1-0 loss to Vaughn
Aug 21	Babe Adams, Pitt	Bos	6-1	Les Mann RBI triple in fourth scored only Boston run
Aug 30	Erskine Mayer, Phila	Cinc	6-1	Red Killifer single to lead off game, run in 7 th scored unearned run
Sept 1	Jeff Pfeffer, Bkn	Cinc	2-1	Bert Daniels RBI double, Red Killifer, Earl Yingling singles
Sept 14	Erskine Mayer, Phila	Bos	3-1	Whitted RBI double in 1 st , two singles

1-0 games

<u>Date</u>	<u>Winner</u>	<u>Loser</u>	<u>Description</u>
Apr 12	Wilbur Cooper, Pitt	Slim Sallee, StL	10 innings; Pirates won on Mike Mowrey RBI single in top of 10th
May 1	Slim Sallee, StL	Art Fromme, NYG	Fromme gave up only 4hits, SF by Ted Cather; Sallee threw 6-hitter
May 2	Pol Perritt, StL	Al Demaree, NYG	NY CF Bob Bescher error allowed Miller Huggins to score only run
May 3	Ed Reulbach, Bkn	Babe Adams, Pitt	Zack Wheat RBI single in first held up for entire game
May 26	Bill James, Bos	Rube Benton, Cinc	James squeezed home run in 5th, both pitchers gave up 4 hits apiece
May 26	George McQuillan, Pitt	Rube Marquard, NYG	Bucs Max Carey scored only run on error by NY's George Burns
June 4	Gv Clv Alexander, Phila	Jeff Pfeffer, Bkn	Sherry Magee RBI singled home only run
June 28	Hippo Vaughn, ChiC	Jeff Tesreau, NYG	Heinie Zimmerman drove in Wilbur Good w two out, bottom 9 th
July 1	Bob Harmon, Pitt	Dick Crutcher, Bos	Harmon escaped time after time; Boston 11 men left on base
July 5	Jeff Pfeffer, Bkn	Pol Perritt, StL	Pfeffer allowed two singles; Perritt made error to give up only run
July 12	Wilbur Cooper, Pitt	Jeff Pfeffer, Bkn	Pitt CF Ed Mensor's only HR of the season won game for Pirates
July 16	Ben Tincup, Phila	Wilbur Cooper, Pitt	Fred Luderus HR won for Phils; both pitchers gave up 3 hits each
July 27	Al Mamaux, Pitt	Bill Doak, StL	Doak held Pirates hitless for first 13 innings; Mamaux won in relief
July 27	Dick Rudolph, Bos	Erskine Mayer, Phila	Rudolph 3hitter, Mayer only allowed four hits, inc. Johnny Evers RBI
July 27	Al Demaree, NYG	Pat Ragan, Bos	Dave Robertson singled home George Burns in first with only run
Aug 1	Lefty Tyler, Bos	Jeff Tesreau, NYG	Braves won on Rabbit Maranville RBI single in third
Aug 11	Jeff Pfeffer, Bkn	Bob Harmon, Pitt	Pfeffer 3-hitter;Bucs Max Carey hit 3b, retired on line drive to 3b
Aug 12	Slim Sallee, StL	Jeff Tesreau, NYG	Sallee fired 2-hitter; Tesreau only allowed 4 hits, SF by Dots Miller
Aug 17	Jeff Tesreau, NYG	Hippo Vaughn, ChiC	Tesreau three-hitter gained revenge for June 28 1-0 loss to Vaughn
Sept 15	Bill Doak, StL	Babe Adams, Pitt	Cards scored winning run on error, RBI by Art Butler in 16th inning
Sept 20	Babe Adams, Pitt	Bert Humphries, ChiC	Adams with one-hitter; Honus Wagner RBI 2b in sixth won for Bucs
Sept 24	Al Demaree, NYG	Iron Davis, Bos	Dave Robertson PH RBI single in bottom of 10th beat Davis

Back-to-back team shutouts

<u>Dates</u>	<u>Team</u>	<u>Pitchers and score</u>
Apr 12, 13	Pittsburgh	Wilbur Cooper, 1-0 v StL and George McQuillan, 2-0 v StL
Apr 16,17	Pittsburgh	Babe Adams, 12-0 v Cinc and Wilbur Cooper 4-0 v Cinc
May 1,2	St. Louis	Slim Sallee 1-0 v NYG and Bill Doak 1-0 v. NYG
July 5,6	Brooklyn	Jeff Pfeffer 1-0 and Frank Allen 12-0, both against StL
Aug 14, 15	Chicago	Hippo Vaughn, 5-0 and Larry Cheney, 7-0

Back-to-back individual shutouts

Apr 12, 17	Wilbur Cooper, Pitt	1-0 four-hitter, nine strikeouts at StL and 4-0 six-hitter at Cinc
Apr 23, 27	Hank Robinson, StL	8-0 two hitter v Pitt, 10-0 three-hitter at Cinc
May 14, 17	Dick Rudolph, Bos	10-0 two-hitter at Cinc, 2-0 three-hitter v ChiC
May 21, 26	Bill James, Bos	3-0 two-hitter v StL, 1-0 four-hitter v Cinc
July 5, 14	Dick Rudolph, Bos	11-0 two-hitter at Cinc, 8-0 four-hitter v StL (<i>2 inng relief appr between shutouts</i>)
July 7, 11	Jeff Tesreau, NYG	8-0 one-hitter, 10 strikeouts at Pitt, 1-0 seven-hitter v StL
July 18, 22	Grvr Clv Alexander, Phila	2-0 six-hitter, nine Ks v StL, 6-0 five-hitter, all singles v Chi
July 23, 27	Dick Rudolph, Bos	6-0 three-hitter v Cinc, 1-0 two-hitter at Phila
Aug 4, 8	Hippo Vaughn, Chic	7-0 v StL and 4-0 v Pitt
Aug 13, 17	Pat Ragan, Bkn	12-0 three-hitter, no BB at Pitt, 10-0 four-hitter, all singles at Cinc
Aug 17, 26	Wilbur Cooper, Pitt	7-0 allowed nine hits v Phila, 7-0 two-hitter v NYG

Nine or more strikeouts in one game (*losing pitcher in italics*)

Date	Pitcher	Opp.	Score	K	Description
Apr 11	<i>Dan Griner, StL</i>	Pitt	3-4	9	Only allowed eight hits, but gave up 3 runs in fifth
Apr 12	Grover Clv Alexander, Phila	Bos	5-2	12	Allowed only five hits, walked three
Apr 12	Wilbur Cooper, Pitt	StL	1-0 (10)	9	Only allowed four hits; beat Slim Sallee
Apr 24	Grover Clv Alexander, Phila	Bos	2-0	10	Gave up three hits, only walked two
Apr 25	<i>Dave Davenport, Cinc</i>	StL	1-2 (12)	10	Lost in 12 th on RBI 1b by Cards OF Walton Cruise
May 1	<i>Grover Clv Alexander, Phila</i>	Cinc	5-6 (10)	10	Lost in 10 th on RBI 1b by Dick Hoblitzell
May 5	<i>Jeff Tesreau, NYG</i>	ChiC	3-4 (12)	9	Gave up 14 BB , gave up 3 hits, lost in bottom of 12 th
May 5	Larry Cheney, ChiC	NYG	4-3 (12)	9	Outlasted Jeff Tesreau (14 BB), gave up only 3 hits
May 8	Jeff Pfeffer, Bkn	ChiC	3-2 (16)	15	Pfeffer only allowed 6 hits; fanned 5 times by himself
May 9	Dick Rudolph, Bos	Pitt	3-2 (11)	9	Pirates Cooper wild-pitched winning run home in 11 th
May 14	<i>Jimmy Lavender, ChiC</i>	Phila	3-4	9	Phils Sherry Magee drove in 3 runs
May 22	<i>Grover Clv Alexander, Phila</i>	StL	2-6	9	Cards piled up 4 runs in third; Pol Perritt threw CG
May 25	Hippo Vaughn, ChiC	Phila	3-1	9	Held Phils to two singles, walked none
May 31#1	Red Ames, Cinc	ChiC	8-1	9	Threw 3-hitter, went 4-4, 3RBIs, hit HR
June 13	<i>Larry Cheney, ChiC</i>	Cinc	1-2	9	Ran into Pete Schneider, who threw 2-hitter
June 17	Bill Doak, StL	Cinc	4-2	9	Threw three-hitter at Reds
June 23	<i>Hippo Vaughn, ChiC</i>	Bos	1-4	9	Gave up 3 runs in 2 nd on Gowdy 2R double, Tyler RBI
June 28	Pol Perritt, StL	Bos	2-1	9	Allowed six singles to beat Lefty Tyler
July 2	Hippo Vaughn, ChiC	Bkn	5-4	9	Cubs won with ninth-inning rally
July 7	Jeff Tesreau, NYG	Pitt	8-0	10	Only Pitt hit was single by Max Carey in third
July 14	Dick Rudolph, Bos	StL	8-0	9	Allowed four hits to stifle Cardinals
July 18	Grover Clv Alexander, Phila	StL	2-0	9	Gave up six singles, only one walk
July 27	George McQuillan, Pitt	StL	1-0 (17)	10	Went 16 inngs, fanned 10 in great duel with Bill Doak
July 27	<i>Bill Doak, StL</i>	Pitt	0-1 (17)	10	<i>Carried no-hitter for first 13 inngs.</i> ; lost to McQuillan
Aug 8	Slim Sallee, StL	Cinc	5-1	9	Cruised, giving up 7 hits, including HR to Red Ames
Aug 14	Hippo Vaughn, ChiC	NYG	5-0	10	Three-hit win; struck out six in a row at one point
Aug 19	<i>Jeff Tesreau, NYG</i>	Cinc	3-4 (15)	12	Lost in bottom of 15 th on Doc Miller RBI double
Aug 20	Jeff Pfeffer, Bkn	ChiC	5-3 (21)	9	Only allowed one hit over final 12 innings
Aug 28	<i>Dick Rudolph, Bos</i>	ChiC	2-5	11	Lost on HR by Vic Saier, RBI triple by Roger Bresnahan
Aug 29	Grover Clv Alexander, Phila	Cinc	5-0	10	Gave up only three hits, two BB
Aug 31	Ben Tincup, Phila	Cinc	6-0	9	Tincup threw four-hitter, all singles
Sept 2	<i>Grover Clv Alexander, Phila</i>	Pitt	1-2	9	Allowed both runs in first, tough loss to Wilbur Cooper
Sept 31#2	<i>Frank Allen, Bkn</i>	Cinc	2-5	10	Fell behind 3-0 early; fell to Phil Douglas six-hitter

Out of control

Date	Team	Opp	BB	Notes
Apr 13	Phila	Bos	12	Rube Marshall (2), Elmer Jacobs (9), Geo. Chalmers (1) in 18-0 blowout defeat
Apr 19	StL	Cinc	11	Four Cards pitchers combined for 11 free passes in 17-5 loss
June 23	Pitt	Bkn	13	Marty O'Toole (4) and Erv Kantlehner (9) combined for 13 BB in 13-0 loss

Date	Pitcher	Opp	BB	Notes
Apr 13	Elmer Jacobs, Phila	Bos	9	Handed out nine walks in horrible long relief outing in 18-0 loss to Braves
Apr 20	Raleigh Aitchison, Bkn	Bos	9	Ninth BB turned into winning run in bottom of 12th inning in 3-2 loss
May 5	Jeff Tesreau, NYG	ChiC	14	Only gave up 3 hits, fanned 9; lost in bottom of 12th on Cy Williams RBI
May 12	Larry Cheney, ChiC	Bos	9	Two walks in first resulted in two-run single by Braves 1b Butch Schmidt
July 13	Bill James, Bos	StL	9	Unusually wild in 10-inning loss; gave up 4 BB to Miller Huggins
Aug 6	Jimmy Lavender, Chi	Pitt	9	Only gave up a pair of singles

Pitching Notes

Christy Mathewson's recorded 75-inning streak without issuing a BB from Apr 29-June 5



Giants great Christy Mathewson went 75 2/3 consecutive innings without giving up a BB over a 10-game span that stretched from Apr 29-June 5. During his remarkable run, Mathewson went 8-2 over the ten games, including the starting and final games of the streak.

After walking Boston's Rabbit Maranville with no out in the third inning of a 9-3 Giants win on April 29, *Mathewson did not walk another batter in his next eight appearances*, including seven starts and a relief outing. The amazing streak ended on June 5 in a 10-5 loss to Philadelphia, when Mathewson issued a free pass to with two outs in the third inning to Phillies leadoff man Hans Lobert.

Hippo Vaughn's August almost single-handedly kept Cubs hanging around in pennant chase

Hippo Vaughn had a remarkable run in August as the Cubs tried to battle their way through the front-runners. *Vaughn was 6-2 for the month*, throwing three shutouts.

The Cubs lefty threw back-to-back shutouts against St. Louis and Pittsburgh on Aug 4 and Aug 8 and then cruised to an easy 9-2 win over Boston on Aug 11. Vaughn then made it three shutouts in four games with a 5-0 whitewash of New York on Aug 14, allowing three hits and fanning 10 Giants, including six Ks in a row in the middle innings.

At one point, Vaughn threw 33 1/3 consecutive innings without giving up a run. The streak started in the final four innings of a tough 2-1 loss at Cincinnati on July 29 and continued through the first six innings on of the win over Boston on August 11 when Vaughn gave up three straight singles in the seventh with Johnny Evers ending the streak with an RBI single.

Even in defeat, Vaughn pitched magnificently. His two setbacks were a 1-0 loss to the Giants, resulting from his own throwing error and a 5-3 loss to Brooklyn after throwing 13 innings of long relief, while giving up only two runs. For the month, Vaughn only allowed eight earned runs had an ERA of 0.96.

Date	Opponent	Score	IP	H	R-ER	HR	BB	K	Notes
Aug 4	St. Louis	7-0	9.0	1	0-0	0	1	7	Zinn Beck triple only Cardinal hit
Aug 8	Pittsburgh	4-0	9.0	4	0-0	0	0	8	Allowed only four singles
Aug 11	Boston	9-2	9.0	9	2-2	0	0	3	Scoreless streak ended at 33 1/3 innings
Aug 14	New York	5-0	9.0	3	0-0	0	1	10	Struck out six in a row from 5 th through 7 th innings
Aug 17	New York	0-1	8.0	3	1-0	0	4	3	Vaughn wild throw scored Fred Merkle from first base
Aug 20	Brooklyn	3-5	13.0	8	2-2	0	2	8	Great long relief job; lost in 21 st inning giving up two runs
Aug 24	Philadelphia	5-2	9.0	8	2-2	0	2	3	Totally in command
Aug 28	at Boston	5-2	9.0	7	2-2	0	2	5	Never in trouble
	8 games		75.0	43	9-8	0	12	47	6-2, 0.96 for August

Team notes

After winning an Opening Day 4-3 win over the Cardinals, **Pittsburgh pitchers notched shutout wins in four of five games** from April 12-17:

- Apr 12 Wilbur Cooper **blanked St. Louis 1-0** in 10 innings, allowing only four hits to beat Slim Sallee.
- Apr 13 George McQuillan **shut out Cardinals 2-0**, giving up six hits to defeat Casey Hageman.
- Apr 15 After an off day, the Pirates lost to Cincinnati 7-5, with Erv Kantlehner giving up all seven runs early.
- Apr 16 Babe Adams only allowed four hits to **roll over Cincinnati 12-0**.
- Apr 17 Wilbur Cooper threw his second straight shutout, **whitewashing Cincinnati 4-0**, giving up six singles.

Individual notes

New York's Rube Marquard made **three wild pitches** as Brooklyn lost 9-5 to the Giants on Opening Day.

Boston's Lefty Tyler lost two straight games in a row, despite allowing only three hits in eight innings in each of the losses. In the opener of a Memorial Day doubleheader on May 31, Tyler lost 1-0 to Philadelphia's Joe Oeschger when Phillies 1b Fred Luderus homered for the game's only run. In his next start, only June 3, Tyler lost to New York's Rube Marquard in a 3-2 squeaker. Marquard scored two of New York's three runs, thanks to errors by Tyler and SS Rabbit Maranville.

Reds righthander **Red Ames** may have enjoyed the best day of any pitcher all season long on **May 31** (Memorial Day) in an 8-1 win in the opener of a doubleheader against the Cubs. On the mound, Ames threw a **complete game three-hitter** Chicago, striking out nine and walking only two. At the plate, Ames was **4-4**, with a **solo HR** and a pair of RBI singles, **driving in three runs**.

Pirate southpaw **Wilbur Cooper** lost a tough 3-1, decision to Cincinnati on June 19, allowing only seven hits. After giving up back-to-back singles to Buck Herzog and Bert Niehoff in the first, Cooper and Red Ames dueled for another 12 innings before Niehoff tripled home Herzog in the top of the 13th and then scored on an RBI single by Tommy Clarke. The loss was particularly painful for **Cooper, who held Cincinnati hitless from the second through the 10th inning**, before Cincy 2b Heinie Groh hit a run-scoring double to tie the game at two apiece after Pittsburgh had scored in the top of the 12th.

Brooklyn's **Ed Reulbach** just missed a **no-hitter against Pittsburgh** on June 23. Reulbach retired 23 batters in a row before Mike Mitchell singled with two out in the eighth. Reulbach finished with a two-hit 13-0 shutout.

Hard-luck Giants pitcher **Jeff Tesreau** threw **three shutouts in an 11-day span** from July 1-11, shutting out Cincinnati, Pittsburgh and St. Louis while dropping a 3-1 decision to the Pirates on July 4.

Phillies reliever **Stan Baumgartner** had a fantastic long relief win at Chicago on July 4. Baumgartner entered the game in the bottom of the 10th and **blanked Chicago for the next 14 innings, allowing only four hits**. The Phils scored three runs the 25th inning to win 5-2, earning Baumgartner his first win of the season.

Brooklyn ace **Jeff Pfeffer** beat **Chicago 5-3 in a 21-inning marathon** on Aug 20. Pfeffer gave up two runs in the first inning, but let a 3-2 lead get away in the ninth when he walked in the tying run to make it 3-3. **Pfeffer then was at his best over the next 12 innings, allowing only one hit**, dueling with Hippo Vaughn, on in long relief for Chicago. In the top of the 21st inning Dodgers 3b Dick Egan hit an RBI double and then scored on a Lew McCarty single to make it 5-3. Pfeffer struck out nine in the win.

Black and blue marks. Giant lefty Rube Marquard hit three Cincinnati batters (Dick Hoblitzell, Johnny Bates and Buck Herzog) in a 7-5 loss to Cincinnati on May 22. Cardinal **Bill Doak** hit three Giants batters (Red Murray, Chief Meyers and Art Fletcher) in a 3-1 win over NY on Aug. 28.

New York great **Christy Mathewson uncharacteristically uncorked two wild pitches** that scored two runs while throwing to Cub C Jimmy Archer in a 4-1 loss to Chicago in the first game of a Labor Day DH on Sept 3.

Pittsburgh's **Wilbur Cooper** recorded seven shutouts in the replay, **twice throwing back-to-back shutouts**. Cooper opened the season with a pair of shutouts, blanking St. Louis 1-0 in ten innings on Apr 12 and, five days later, shutting out Cincinnati 9-0. Later in the season, Cooper shut out the Phillies 7-0 on Aug 17 and, nine days later in his next start, shut out NY 7-0 on two hits.



P Earl Yingling

Cy Young winner **Grover Cleveland Alexander** finished the season with a flourish with **three shutouts in his final four starts**. Alexander no-hit the Cubs on Sept 10 and then won an ugly 6-5 decision at Boston. In his final two starts, Alex was overpowering in a pair of six-hit shutouts, the first over the Giants 4-0 on Sept 19 and the second a 7-0 win in the opener of the final series of the year, against the Dodgers.

Cincinnati's **Earl Yingling** got off to a **horrible start** in the replay. **Yingling lost nine in a row from May 17-July 3** before snapping the losing streak with a 2-1, five-hit victory on July 3, allowing no earned runs, in a determined start in the opener of a doubleheader. He won his next start, on July 11, against Philadelphia, but then reverted to form, losing six of his last seven decisions to finish with a dismal 4-18 record.

Reds righthander **Phil Douglas** suffered through a **13-game losing streak** May 8-July 21. Four of his 13 losses came in relief. Shufflin' Phil finally snapped the losing skein on July 24 with a four-hit, CG win over Boston.

Winning streaks	Streak	Dates	Losing streaks	Streak	Dates
Bill James, Bos	8	Aug 10-Sept 9	Phil Douglas, Cinc	13	May 8-July 18
Bill Doak, StL	8	Aug 19-Sept 21	Hub Perdue, Bos-StL *	10	Apr 27-June 11
Slim Sallee, StL	7	June 25-Aug 1	Earl Yingling, Cinc	9	May 17-July 3
Frank Allen, Bkn	6	July 6-Aug 8	Bert Humphries, ChiC	8	July 7-Aug 30
Pol Perritt, StL	6	Aug 23-Sept 23	Rube Marshall, Phila	7	Apr 13-May 13
Ed Reulbach, Bkn	5	Apr 28-May 17	Dick Crutcher, Bos	7	May 18-Aug 8
Bill James, Bos	5	May 3-May 26	Otto Hess, Bos	6	May 13-July 10
Raleigh Aitchison, Bkn	5	May 18-June 27	Lefty Tyler, Bos	6	June 28-July 17
Christy Mathewson, NYG	5	May 18-June 1	Pete Schneider, Cinc	6	Aug 11-Sept 21
Bill James, Bos	5	June 14-June 30	Jeff Tesreau, NYG	5	Apr 12-May 5
Erskine Mayer, Phila	5	June 19-July 12	George Pierce, ChiC	5	Apr 13-May 16
Jimmy Lavender, ChiC	5	Aug 6-Sept 3#1	Babe Adams, Pitt	5	Apr 19-May 7
Dan Griner, StL	5	Sept 5-Sept 24	Hank Robinson, StL	5	Apr 30-May 21
			Elmer Brown, Bkn	5	June 7-Sept 23
			Frank Allen, Bkn	5	June 10-July 3
			Eppa Rixey, Phila	5	June 13-July 28
			Eddie Matteson, Phila	5	June 20-Aug 18
			Marty O'Toole, Pitt	5	June 23-July 23
			Christy Mathewson, NYG	5	July 3 #2-July 19

**six losses with Boston, final four losses with StL*

1914 NL individual pitching records against opponents

Phillies Alexander, Boston's Bill James only pitchers to defeat an opponent seven times

Boston needed to look no further than the Phillies combo of Grover Cleveland Alexander and Erskine Mayer to determine how they failed to win the pennant. Alexander was 7-0 against Boston and Mayer was 6-1 against the Braves. If Boston had won only three of the 13 games they lost to the Phillies duo, they would have tied for the NL pennant with Brooklyn.

Besides Alexander, Bill James was the only seven-game winner against a single team in 1914, winning seven of eight against the Cards. James also beat Chicago five times. Erskine's six wins against Boston made him the only six-game winner against another team.

Brooklyn's Jeff Pfeffer was 5-0 against both Chicago and Cincinnati. Besides Pfeffer and Bill James, five-game winners v. single opponents were the Cardinals Bill Doak, who knocked off Brooklyn fives, Dick Rudolph, Boston (5-0 v. Cincinnati), and Hippo Vaughn, Chicago (5-1 v. Philadelphia).

Brooklyn Dodgers	<u>Bos</u>	<u>NYG</u>	<u>Phila</u>	<u>ChiC</u>	<u>Cinc</u>	<u>Pitt</u>	<u>StL</u>	<u>Total</u>
Jeff Pfeffer 17R	2-0	4-1	4-2	5-0	5-0	1-4	3-3	24-10
Ed Reulbach12R	0-3	2-3	5-1	3-1	2-1	4-0	2-2	18-11
Pat Ragan11R	2-1	3-1	2-2	3-1	3-1	1-4	0-4	14-14
Raleigh Aitchison 13R	2-2	3-0	1-0	2-0	1-0	2-2	1-0	12-4
Frank Allen 9R	2-1	2-2	1-1	1-3	2-2	1-2	1-0	10-11
Nap Rucker 6L	2-3	0-1	0-0	2-0	2-1	0-1	0-2	6-8
Charlie Schmutz 5/6R	0-0	0-0	1-1	0-1	0-1	0-0	0-2	1-5
Bill Steele 5/6R	0-0	0-0	0-0	0-0	0-0	0-0	1-0	1-0
Elmer Brown4/5R	0-2	0-0	0-1	0-0	0-1	0-0	0-1	0-5
	10-12	14-8	14-8	16-6	15-7	9-13	8-14	86-68

No record: John Enzmann 2/3L, Bull Wagner 1R

St. Louis Cardinals	<u>Bos</u>	<u>Brkn</u>	<u>NYG</u>	<u>Phila</u>	<u>ChiC</u>	<u>Cinc</u>	<u>Pitt</u>	<u>Total</u>
Bill Doak 19R	3-2	5-1	2-1	4-1	2-3	3-1	3-1	22-10
Pol Perritt 14R	1-3	2-2	4-1	4-1	2-2	2-1	4-0	19-10
Slim Sallee 15L	4-2	4-0	4-0	2-1	1-4	1-2	1-3	17-12
Dan Griner 13R	1-1	2-2	0-2	2-0	4-0	2-0	0-3	11-8
Hank Robinson 9R	0-3	1-1	0-2	0-0	0-2	3-0	2-1	6-9
Hub Perdue 6R-a	0-2	0-2	0-3	1-2	0-1	1-1	1-0	3-11
Dick Niehaus 4/8RL	0-0	0-0	0-1	1-0	0-0	0-1	1-0	2-2
Bill Hopper 4R	0-0	0-0	0-0	0-0	0-0	0-0	0-1	0-1
Steamboat Williams 1R	0-0	0-0	0-0	0-1	0-0	0-0	0-0	0-1
Team	9-13	14-8	10-12	15-7	10-12	14-8	12-10	84-70

Boston Braves	<u>Bkn</u>	<u>NYG</u>	<u>Phila</u>	<u>ChiC</u>	<u>Cinc</u>	<u>Pitt</u>	<u>StL</u>	<u>Total</u>
Bill James 19R	3-2	1-3	1-2	5-0	4-2	3-1	7-1	24-11
Dick Rudolph16R	4-0	3-1	1-4	3-3	5-0	5-2	2-1	23-11
Lefty Tyler 13L	2-1	3-2	1-3	3-3	3-2	0-2	3-3	15-16
Dick Crutcher 7R	0-4	2-1	1-2	0-2	0-1	1-2	1-0	5-12
Paul Strand 9/11L	1-0	1-1	0-1	0-0	1-1	0-0	0-0	3-3
Hub Perdue 6R-t	1-2	0-0	2-3	0-0	0-0	0-1	0-0	3-6
Gene Cocreham 2/3R	1-0	0-0	0-0	0-0	0-0	1-1	0-2	2-3
Iron Davis 6R	0-0	0-2	0-0	0-0	2-0	0-1	0-0	2-3
Otto Hess 8L	0-0	1-1	0-0	0-3	0-1	1-0	0-2	2-7
Ensign Cottrell 1L	0-0	0-0	0-0	0-0	0-0	1-0	0-0	1-0
Tom Hughes 9R	0-1	0-0	1-0	0-0	0-0	0-0	0-0	1-1
Team	12-10	11-11	7-15	11-11	15-7	12-10	13-9	81-73

No record: Dolph Luque 6R

Pittsburgh Pirates	<u>Bos</u>	<u>Bkn</u>	<u>NYG</u>	<u>Phila</u>	<u>ChiC</u>	<u>Cinc</u>	<u>StL</u>	<u>Total</u>
Wilbur Cooper 16R	2-2	2-1	2-2	4-2	3-3	2-2	3-2	18-14
Babe Adams 13R	2-2	4-1	3-1	2-4	2-2	2-5	2-4	17-19
Bob Harmon13R	3-2	0-3	3-2	2-2	2-2	4-0	1-2	15-13
George McQuillan 11R	1-2	3-2	2-2	1-1	3-3	1-0	1-2	12-12
Joe Conzelman 10/12R	0-0	2-0	1-1	1-0	0-0	2-1	1-2	7-4
Erv Kanthlehner 8/9R	1-1	1-0	0-1	1-0	0-0	0-1	1-0	4-3
Al Mamaux 14R	0-1	1-1	0-1	1-0	0-1	0-1	1-0	3-5
Marty O'Toole 4R-t	1-2	0-1	0-1	0-1	1-0	0-0	0-0	2-5
Herb Kelly 7/9L	0-0	0-0	0-0	0-0	0-0	1-0	0-0	1-0
Team	10-12	13-9	11-11	12-10	11-11	12-10	10-12	79-75

New York Giants	<u>Bos</u>	<u>Bkn</u>	<u>Phila</u>	<u>ChiC</u>	<u>Cinc</u>	<u>Pitt</u>	<u>StL</u>	<u>Total</u>
Christy Mathewson 11R	4-1	2-1	1-1	3-2	2-3	2-2	4-3	18-13
Jeff Tesreau 17R	2-5	3-4	2-2	3-4	3-2	3-3	2-2	18-22
Al Demaree 9R	3-1	3-1	4-1	1-2	2-2	2-3	1-2	16-12
Art Fromme 10R	1-0	0-2	2-0	2-0	1-2	2-1	0-1	8-6
Hooks Wiltse 9R	0-0	0-0	0-1	2-0	1-0	0-0	0-0	3-1
Marty O'Toole 4R-a	0-0	0-0	1-0	0-0	0-0	0-0	1-1	2-1
Ferdie Schupp 1R	0-1	0-0	0-1	0-0	0-0	0-0	1-0	1-2
Eric Erickson 23R	0-1	0-0	0-0	0-0	0-0	0-0	0-0	0-1
Rube Schauer 6R	0-0	0-1	0-0	0-0	0-1	0-0	0-0	0-2
Team	11-11	8-14	14-8	12-10	9-13	11-11	12-10	77-77

Chicago Cubs	<u>Bos</u>	<u>Bkn</u>	<u>NYG</u>	<u>Phila</u>	<u>Cinn</u>	<u>Pitt</u>	<u>StL</u>	<u>Total</u>
Hippo Vaughn 16L	4-1	1-5	4-3	5-1	2-2	4-2	1-1	21-14
Larry Cheney 14R	2-2	2-4	4-1	1-4	1-2	3-2	4-2	17-17
Bert Humphries 12R	2-1	2-1	1-2	2-0	3-1	2-1	2-2	14-8
Jimmy Lavender 13R	3-0	0-4	1-2	2-2	2-2	2-2	2-3	12-15
Zip Sabel12/14R	0-1	1-2	0-1	2-0	1-0	0-1	0-1	4-6
George Pierce 7L	0-4	0-0	0-1	0-1	3-2	0-3	1-1	4-12
Charlie Smith 3/4R	0-2	0-0	0-2	0-0	1-0	0-0	0-0	1-4
Geo. McConnell 16R	0-0	0-0	0-0	0-0	0-0	0-0	1-0	1-0
Eddie Stack	0-0	0-0	0-0	0-1	0-0	0-1	0-0	0-2
Team	11-11	6-16	10-12	12-10	13-9	11-11	12-10	75-79

No record Biff Schlitzer 1R

Philadelphia Phillies	<u>Bos</u>	<u>Bkn</u>	<u>NYG</u>	<u>ChiC</u>	<u>Cinn</u>	<u>Pitt</u>	<u>StL</u>	<u>Total</u>
Grover Clv Alexander 15R	7-0	4-2	2-2	4-2	4-1	3-2	1-3	25-13
Erskine Mayer 13R	6-1	3-1	0-3	2-1	4-1	3-2	3-2	21-11
Ben Tincup 12R	0-1	1-2	1-1	1-2	4-1	1-3	0-1	8-13
Eppa Rixey 4L	0-2	0-1	2-0	1-1	0-2	1-2	1-1	5-9
Joe Oeschger 4/6R	1-0	0-1	2-3	0-2	0-0	1-1	0-1	4-8
Stan Baumgartner 5/6R	0-1	0-1	1-1	1-1	0-0	0-0	1-0	3-4
Rube Marshall 5R	0-2	0-2	0-2	0-3	1-3	1-0	1-2	3-14
Elmer Jacobs 3R	1-0	0-3	0-0	0-0	0-0	0-1	0-0	1-4
Eddie Matteison 6/7R	0-0	0-1	0-0	1-0	0-1	0-1	0-2	1-5
George Chalmers 2R	0-0	0-0	0-1	0-0	0-0	0-0	0-1	0-2
Team	15-7	8-14	8-14	10-12	13-9	10-12	7-15	71-83

Cincinnati Reds	<u>Bos</u>	<u>Bkn</u>	<u>NYG</u>	<u>Phila</u>	<u>ChiC</u>	<u>Pitt</u>	<u>StL</u>	<u>Total</u>
Red Ames 12R	1-3	2-2	3-4	3-2	4-2	3-1	2-4	18-18
Rube Benton 12L	1-3	2-2	4-1	3-1	1-4	2-4	3-1	16-16
Phil Douglas 12R	1-3	1-3	1-3	1-3	1-1	1-4	1-3	7-20
Pete Schneider9R	0-1	0-2	1-0	1-2	2-1	2-0	0-1	6-7
Earl Yingling 7L	2-1	0-4	1-1	1-3	0-3	0-3	0-3	4-18
Dave Davenport 11R-j	0-0	2-0	0-0	0-1	0-1	1-0	0-2	3-4
Bob Ingersoll 8R	1-0	0-0	0-0	0-0	0-0	0-0	1-0	2-0
Charley Lear 6/7R	0-2	0-0	2-0	0-1	0-0	0-0	0-0	2-3
Chief Johnson 10R	0-0	0-0	0-0	0-0	1-0	0-0	0-0	1-0
Pete Fahrner 21R	0-0	0-0	0-0	0-0	0-0	0-0	1-0	1-0
Karl Adams 1R	1-0	0-0	0-0	0-0	0-0	0-0	0-0	1-0
Jack Rowan 4/5R	0-0	0-1	0-0	0-0	0-0	1-0	0-0	1-1
Paul Fittery6/7R	0-2	0-1	1-0	0-0	0-0	0-0	0-0	1-3
Elmer Koestner 3/4R	0-0	0-0	0-0	0-0	0-1	0-0	0-0	0-1
Team	7-15	7-15	13-9	9-13	9-13	10-12	8-14	63-91

Pitcher w multiple teams	<u>Bos</u>	<u>Brkn</u>	<u>NYG</u>	<u>Phila</u>	<u>ChiC</u>	<u>Cinc</u>	<u>Pitt</u>	<u>StL</u>	<u>Total</u>
Casey Hageman, StL	0-0	0-0	0-1	1-0	0-0	2-1	0-1	-	3-3
Casey Hageman, ChiC	0-0	0-0	0-0	0-1	-	0-0	0-0	1-0	1-1
Hageman, total	0-0	0-0	0-1	1-1	0-0	2-1	0-1	1-0	4-4

	<u>Bos</u>	<u>Brkn</u>	<u>NYG</u>	<u>Phila</u>	<u>ChiC</u>	<u>Cinc</u>	<u>Pitt</u>	<u>StL</u>	<u>Total</u>
Hub Perdue, Bos	-	1-2	0-0	2-3	0-0	0-0	0-1	0-0	3-6
Hub Perdue, StL	0-2	0-2	0-3	1-2	0-1	1-1	1-0	-	3-11
Perdue, total	0-2	1-4	0-3	3-5	0-1	1-1	1-1	0-0	6-17

	<u>Bos</u>	<u>Brkn</u>	<u>NYG</u>	<u>Phila</u>	<u>ChiC</u>	<u>Cinc</u>	<u>Pitt</u>	<u>StL</u>	<u>Total</u>
Marty O'Toole, Pitt	1-2	0-1	0-1	0-1	1-0	0-0	-	0-0	2-5
Marty O'Toole, NYG	0-0	0-0	-	1-0	0-0	0-0	0-0	1-1	2-1
O'Toole, total	1-2	0-1	0-1	1-1	1-0	0-0	0-0	1-1	4-5

1914 National League Fielding Highlights

Triple plays

<u>Date</u>	<u>Team</u>	<u>Batter</u>	<u>Description</u>
July 6	Phila	Vic Saier, Chi	Line drive to 2b Bobby Byrne, who tagged baserunner Tommy Leach and then threw to 1b Fred Luderus to retire baserunner Wilbur Good.
Sept 25	Cinc	Joe Kelly, Pitt	On the next-to-last day of the season, the Reds pulled off only the second triple play of the 1914 NL season. The Bucs flied out to Cincinnati CF Bert Daniels, who threw to SS Heinie Groh, retiring baserunner Max Carey for the second out. Groh then threw to 1b Bill Kellogg, who caught the Bucs Dan Costello off base for the third out. The triple play loomed large later in the game when Cincinnati scored the game's only two runs in the fifth to win 2-0, handing Rube Benton his 16 th victory of the fading season.



Individual fielding achievements

<u>Date</u>	<u>Player</u>	<u>Description</u>
Apr 11	RF Mike Mitchell, Pitt	Threw out StL Lee Magee at 1b for final out after Magee had singled, 4-3 win for Bucs.
May 6	RF Casey Stengel, Bkn	Threw out Reds Dick Hoblitzell at second in first inning and Tommy Clarke at third in error-filled Cincinnati 10-4 win over Dodgers, who committed errors in the loss.
May 17	RF Mike Mitchell, Pitt	Threw out Dodger baserunners Jake Daubert, Zach Wheat at third base in 3-2 loss to Bkn
May 24	RF George Burns, NY	Playing RF, threw out two Pirate baserunners, Joe Leonard and Ed Konetchy, as Giants took tough 6-3, 14-inning victory over Pittsburgh.
May 30	RF Fred Snodgrass, NY	Tossed out Dodgers Ollie O'Mara at home and, in the 8 th inning, made an error that enabled Joe Riggert to get aboard, but threw Riggert out at third as he tried to advance to on the miscue. Brooklyn scored five in the top of the ninth to beat NY 11-7.
May 31#1	Cozy Dolan, StL	Threw out Mike Mowrey at 1b, following an RBI single in first inning, tossed out Wilber Cooper at home in seventh inning in 7-5, 13-inning loss to Pirates.
June 8	RF Wilbur Good, Chi	Threw out Pirate baserunners Mike Mitchell and Max Carey at home in wild 11-5, 12-inning win over Pittsburgh. LF Frank Schulte complemented Good's performance by throwing out Mike Mowrey at home in the top of the ninth, followed by a four-run Chicago rally that tied the game and sent it into extra-innings before Chicago succumbed to a six-run Pittsburgh outburst in the top of the 12th inning.
June 15	C Bob Coleman, Pitt	Threw out three Chicago baserunners attempt to steal, but to no avail as Cubs won 3-0..
June 24	LF Frank Schulte	Threw out the would-be winning run twice in two innings in a 3-2, 11-inning loss to Boston. With the game tied 2-2 in the ninth, Schulte gunned down Johnny Evers at home to keep the game tied. He duplicated the feat in the 10th inning, throwing out Possum Whitted at home to maintain the deadlock. Cubs LF Tommy Leach also had an OF assist in the game, throwing out Ted Cather at home to end the Braves fifth inning.
June 30	C Roger Bresnahan, Chi	Threw out three Giant runners trying to steal in 5-0 loss to NY
July 13	LF Frank Schulte, Chi	On back-to-back plays, Schulte threw out Giant baserunners Dave Robertson and Artie Fletcher at home in the bottom of the 10th to keep score tied at 3-3. New York went on to win 4-3 on a Fletcher RBI single in the 12 th .
Aug 2	CF Herbie Moran, Cinc	Not known for his throwing arm, Moran tossed out Pirate baserunners Jim Viox and Wilbur Cooper, both on plays with baserunners trying to advance from first to third, to help Cincinnati's Red Ames defeat Pittsburgh 5-2.
July 19	RF Owen Wilson, StL	Threw out both Fred Luderus and Hans Lobert at third base to help preserve 3-1 Cardinal win against the Phillies.
Aug 6	RF Owen Wilson, StL	Threw out Heinie Groh at 3b and Rube Benton at home, but Reds still prevailed in a 5-2 win over St. Louis.
Aug 13	RF Joe Riggert, StL	In first inning, threw out Fred Snodgrass at home and Larry Doyle at 3b as New York went on to defeat St. Louis in Marty O'Toole's first appearance as a Giant.

Sept 8	RF Owen Wilson, StL	With Cardinals holding a 4-3 lead in the bottom of the 13 th , Wilson, threw out Brooklyn's Jake Daubert, representing the tying run, at home, when Daubert tried to score from second on a Jack Dalton single.
Sept 10	RF Owen Wilson, StL	In bottom of 10th, with game tied 4-4, threw out Zack Wheat at home, trying to score on a fly ball by George Cutshaw, keeping the game tied in crucial series between league's top two teams. St. Louis went on to win 5-4 on Wilson's sac fly in 17th inning.

Team fielding mishaps: five or more errors in one game and other team oddities

<u>Date</u>	<u>Team</u>	<u>Errors</u>	<u>Description</u>
Apr 19	StL	5	Two errors by Cards starter Casey Hageman in first two innings led to six unearned runs. Errors by 3b Cozy Dolan, C Pancho Snyder, SS Art Butler led in in four more unearned runs behind reliever Bill Hopper. Snyder also made a PB, that scored a run in 17-5 loss to Reds.
June 27	New York	5	Made five errors in 9-2, 16-inning win over Brooklyn. LF George Burns and SS Art Fletcher both made errors in the first. Late, CF Bob Bescher, 3b Milt Stock, and 2b Larry Doyle all made errors, but the miscues were excused when NY exploded for seven runs in the top of the 16 th inning to put the game away.
July 4	Chicago	5	Five errors by Cubs in 5-2, 25-inning marathon loss to Philadelphia. Three of the errors were by 3b Heinie Zimmerman with SS Red Corriden committing the other two errors.
Aug 15	Cinc	5	Five errors allowed two unearned runs in 5-2 loss to Brooklyn. Errors were committed by P Pete Schneider, 1b Tiny Graham, SS Buck Herzog, 3b Bert Niehof and CF Red Killifer.
Sept 15	Phila	3	Two errors by C Ed Burns led to seven unearned runs for Boston in fifth inning in 12-0 win by Braves; newcomer Tom Hughes threw one-hitter for Boston.

Fielding mishaps and oddities (individual)

<u>Date</u>	<u>Player</u>	<u>Description</u>
Apr 20	C Pancho Snyder, StL	Snyder made an error in all three games in an early-season series against Cincinnati. The Reds won two of the three contests.
May 10	P Bill James, Bos	Committed three errors, including two errors in ninth , but threw a 6-1, four-hitter to beat Pittsburgh 6-1.
July 4	C Hank Gowdy, Bos	Made three passed balls in a 5-1 loss to Cincinnati, including two passed balls in the fourth inning. All three PB contributed to the Braves loss to the Reds.
July 4	3b H. Zimmerman, Chi	Committed three errors in grueling 5-2, 25-inning loss to Philadelphia.
July 24	P Phil Douglas, Cinc	Shufflin' Phil Douglas booted three grounders , but only allowed four hits, all singles, as the Reds scored two runs off Boston errors by C Hank Gowdy and SS Rabbit Maranville to beat Boston's Bill James 2-1.
Aug 6	1b Sherry Magee, Phi	Playing first base, Magee mishandled three grounders , one of which resulted in an unearned run, but the Phillies went on to edge NY 7-6 in 10 innings.
Aug 12	P Phil Douglas, Cinc	Douglas made three errors in one game for the second time in less than a month , but none of the errors turned into runs. Douglas lost the game 3-2 to Grover Cleveland Alexander, who threw a four-hitter to chalk up his 19 th win.
Aug 16	P Casey Hageman, Chi	Made three errors in long relief appearance in lopsided 11-2 New York romp over Cubs.
Aug 21	C Mike Gonzalez, Cinc	Made three errors and a passed ball in Cincinnati 10-4 win over New York. The errors did not interfere with Cincinnati's offense, which pounded out 15 hits to hand fading Christy Mathewson his 10 th loss of the season.
Aug 21	SS Dick Egan, Bkn	Egan made three errors in the fifth inning, two of them on one play, leading to two unearned runs, giving Chicago a 2-1 win over the Dodgers Frank Allen, who only allowed six singles to the Cubs.

1914 National League Fielding

Regular players and players who logged significant time at a listed position are shown. Errors listed show errors committed *only at listed position*. Only players with significant playing time are listed. Games at positions are estimated.

Catcher	G	E	<i>Shortstops, continued</i>	G	E
Pancho Snyder, StL	110	22	Art Butler, StL	89	16
Mike Gonzalez, Cinc	50	19	Jack Martin, Phila	90	15
Tommy Clarke, Cinc	108	18	Ollie O'Mara, Bkn	70	12
George Gibson, Pitt	99	17	Dots Miller, StL	55	9
Lew McCarty, Bkn	72	16	Kid Elberfeld, Bkn	35	8
Chief Meyers, NYG	114	14			
Jimmy Archer, ChiC	77	12	Third base	G	E
Otto Miller, Bkn	66	10	Red Smith, Bkn-Bos	150	33
Bill Killifer, Phila	92	10	Milt Stock, NYG	110	20
Ed Burns, Phila	59	10	Heinie Zimmerman, ChiC	150	19
Bob Coleman, Pitt	54	8	Bert Niehoff, Cinc	124	19
William Fischer, Bkn	40	8	Zinn Beck, StL	134	15
Hank Gowdy, Bos	110	7	Hans Lobert, Phila	133	14
Larry McLean, NYG	41	6	Charlie Deal, Bos	79	10
Roger Bresnahan, ChiC	84	5	Mike Mowrey, Pitt	72	4
First base	G	E	Left Field	G	E
Fred Luderus, Phila	108	14	George Burns, NYG	135	10
Vic Saier, ChiC	151	11	Joe Connolly, Bos	105	10
Fred Merkle, NYG	148	10	Beals Becker, Phila	100	9
Sherry Magee, Phila	39	8	Max Carey, Pitt	153	9
Dick Hoblitzell, Cinc	70	8	Sherry Magee, Phila	89	8
Butch Schmidt, Bos	152	7	Zack Wheat, Bkn	141	7
Jake Daubert, Bkn	122	7	Frank Schulte, ChiC	133	7
Ed Konetchy, Pitt	151	6	George Twombly, Cinc	69	6
Dots Miller, StL	96	5	Cozy Dolan, StL	89	1
Second base	G	E	Center Field	G	E
Heinie Groh, Cinc	142	22	Dode Paskert, Phila	136	15
George Cutshaw, Bkn	152	18	Bob Bescher, NYG	129	15
Jim Viox, Pitt	121	17	Les Mann, Bos	109	14
Miller Huggins, StL	149	16	Joe Kelly, Pitt	133	13
Bobby Byrne, Phila	119	15	Lee Magee, StL	129	12
Larry Doyle, NYG	137	14	Tommy Leach, ChiC	141	9
Bill Sweeney, ChiC	128	11	Jack Dalton, Bkn	120	7
Johnny Evers, Bos	139	8			
			Right field	G	E
Shortstop	G	E	Gavvy Cravath, Phila	131	15
Art Fletcher, NYG	135	36	Herbie Morgan, Cinc-Bos	141	14
Buck Herzog, Cinc	140	31	Wilbur Good, ChiC	152	13
Honus Wagner, Pitt	142	26	Owen Wilson, StL	150	6
Rabbit Maranville, Bos	151	24	Bert Daniels, Cinc	69	5
Red Corriden, ChiC	92	20	Mike Mitchell, Pitt	75	4
Dick Egan, Bkn	99	19	Casey Stengel, Bkn	115	3
			Larry Gilbert, Bos	84	0
Pitchers	G	E			
Phil Douglas, Cinc	38	13			
Bill James, Bos	46	9			
Jeff Tesreau, NYG	41	8			
Earl Yingling, Cinc	32	8			
Ben Tincup, Phila	33	8			
Bill Doak, StL	36	8			
Pol Perritt, StL	39	8			
Dick Rudolph, Bos	42	7			
Red Ames, Cinc	42	7			
Wilbur Cooper, Pitt	36	7			
Larry Cheney	43	6			
Grover Clv. Alexander, Phila	43	1			



Phil Douglas, Cincinnati


1914 National League fielding stats, continued

Passed balls (leaders)	G	PB
Pancho Snyder, StL	110	14
Roger Bresnahan, ChiC	85	10
Jimmy Archer, ChiC	77	7
Hank Gowdy, Bos	110	7
Lew McCarty, Bkn	72	6
William Fischer, Bkn	40	5
Mike Gonzalez, Cinc	50	5
Tommy Clarke, Cinc	108	4
Ed Burns, Phila	59	4
Chief Meyers, NYG	114	3
Red Dooin, Phila	35	3
Bill Killifer, Phila	93	2
Bob Coleman, Pitt	54	2
George Gibson, Pitt	99	1
Ivy Wingo	65	1

Outfield assists (leaders)	Asst
Zack Wheat, Bkn	23
Owen Wilson, StL	13
Frank Schulte, ChiC	12
George Burns, NYG	11
Gavvy Cravath, Phila	11
Joe Connolly, Bos	9
Casey Stengel, Bkn	9
Wilbur Good, ChiC	9
Tommy Leach, ChiC	9
Beals Becker, Phila	8
Bert Daniels, Cinc	7



George Gibson, Pittsburgh



OF Frank Schulte, Chicago

1914 National League Injury and Ejections Summary

<u>Dates</u>	<u>Player, Team</u>	<u>Missed</u>	<u>Description</u>
Apr 17	Hans Lobert, Phila	7	Struck by line drive hit by William Fischer, Bkn
May 7	Les Mann, Bos	9	Ran into CF fence making catch of long fly by Miller Huggins, StL
May 12	Doc Miller, Cinc	13	Collision with CF Johnny Bates chasing 2b by Butch Schmidt, Bos
May 12	Johnny Bates, Cinc	5	Collision with RF Doc Miller chasing 2b by Butch Schmidt, Bos
May 13	Jack Martin, Bos	8	Struck by line drive double hit by Buck Herzog, Cinc
May 16	Herbie Moran, Cinc	1	Collision with RF Heinie Groh chasing single by George Burns, NY
May 16	Heinie Groh, Cinc	1	Collision with Herbie Moran, Cinc chasing single by George Burns, NY
May 16	Hans Lobert, Phila	9	Struck by line drive hit by Marty Breghammer, Cinc
May 24	Art Fletcher, NYG	8	Collision with LF George Burns chasing 2b by Tommy Clarke, Cinc
May 27	Milt Stock, NYG	5	Injured chasing foul ball into stands
May 29	Zinn Beck, StL	1	Struck by line drive hit by Bob Harmon, Pitt
June 1	Bill Sweeney, Chi	7	Collision with RF Wilbur Good
June 2	Fred Luderus, Phila	14	Hit by pitch thrown by Frank Allen, Bkn
June 27	Larry Doyle, NYG	2	Hit by pitch thrown by Charlie Smith, ChiC
July 5	Johnny Enzmann, Bkn	25	Hurt in collision at 1b with Dots Miller, StL
July 11	Gavvy Cravath, Phila	5	Collision with CF Dode Paskert chasing double by George Twombly, Cinc
July 11	Dode Paskert, Phila	5	Collision with RF Gavvy Cravath chasing double by George Twombly, Cinc
July 19	Gavvy Cravath, Phila	3	Collision with 2b Bobby Byrne chasing single by Miller Huggins, StL
July 19	Bobby Byrne, Phila	5	Collision with RF Gavvy Cravath chasing single by Miller Huggins, StL
July 21	Honus Wagner, Pitt	2	Collision with LF Max Carey chasing 2b by Fred Snodgrass, NYG
Aug 2	Jake Daubert, Bkn	6	Collision with C Lew McCarty chasing foul ball hit by Sherry Magee, Phila
Aug 2	Lew McCarty, Bkn	13	Collision with 1b Jake Daubert chasing foul ball hit by Sherry Magee, Phila
Aug 7	John Hummell, Bkn	13	Hit by pitch thrown by Dick Rudolph, Bos
Aug 11	Walton Cruise, StL	11	Ran into RF fence making catch of fly ball hit by Art Fletcher, NYG
Aug 19	Gavvy Cravath, Phila	1	Ran into RF fence chasing 2b hit by Dots Miller, StL
Aug 21	Larry Doyle, NYG	5	Collision with 2b Larry Doyle, chasing single by Heinie Groh, Cinc
Aug 21	Dave Robertson, NYG	14	Collision with RF Dave Robertson chasing single by Heinie Groh, Cinc
Aug 28	George Twombly, Cinc	12	Collision with SS Marty Breghammer chasing 2b by Bill Killifer, Phila
Aug 28	Marty Breghammer	13	Collision with LF George Twombly chasing 2b by Bill Killifer, Phila
Sept 3 #2	Miller Huggins, StL	1	Collision with RF Owen Wilson chasing single by Red Smith, Bos
Sept 10	Fritz Scheeren, Pitt	11	Ran into RF fence chasing 2b hit by George Burns, NYG
Sept 17	Dick Egan, Bkn	8	Collision with LF Zack Wheat chasing 2b by Fred Merkle, NYG
Sept 17	Zack Wheat	5	Collision with SS Dick Egan chasing 2b by Fred Merkle, NYG

Injury summary by team	<u>Injuries</u>	<u>Games Missed</u>
Brooklyn	6	69
Philadelphia	7	48
Cincinnati	6	45
Boston	2	17
Pittsburgh	2	13
St. Louis	3	4
Chicago	1	7

Ejections


May 18	Fred Snodgrass, NYG	Picked off at 1b by Bill Doak, StL; argued call
June 29	Hank Gowdy, Bos	Argued strikeout call, while batting
Sept 1	Gus Getz, Bkn	Argued tag play at 3b, while fielding
Sept 4	Hal Ireland, Phila	Argued strikeout call, while batting as pinch-hitter
Sept 24	Zinn Beck, StL	Argued strikeout call, while batting

May 5, 1914 (National League)

Chicago 4, New York 3 (12 innings)

Cubs win strange extra-inning contest characterized by 23 combined bases on balls

The surprising Cubs pulled to within a game of league-leading Brooklyn with an odd walk-filled 4-3, 12-inning win over slumping New York.



Larry Cheney

Both teams each scored three runs in the first three innings and the game remained tied 4-4 until the 12th, when Cubs LF Cy Williams hit an RBI single, driving in Tommy Leach, who had walked to lead off the inning.

The Giants Jeff Tesreau, who lost his fifth start in a row, wrestled with his control throughout the game. Tesreau walked an astounding 14 Cub batters while Cheney walked four Giants over the 12 innings. Both pitchers struck out nine batters. All four Chicago runs and all three New York runs resulted from bases on balls.

While both teams were putting plenty of men on base from the free handouts, neither team was doing much when they took the bat off their shoulder. New York only generated six singles over 12 innings while the Cubs could only muster three hits, two for extra bases in the early innings. The Giants left seven on base while Chicago left eight batters stranded.

The second-place Cubs upped their record to 13-9, only a game behind Brooklyn, while the Giants, who have lost four of their last five, fell to 11-11, three games behind, tied with Boston, Cincinnati, and Pittsburgh.

<u>New York</u>	<u>AB</u>	<u>R</u>	<u>H</u>	<u>RBI</u>	<u>Chicago</u>	<u>AB</u>	<u>R</u>	<u>H</u>	<u>RBI</u>
Bescher cf	5	1	0	0	Leach cf	2	2	1	0
G. Burns rf	5	0	1	0	Good rf	5	1	0	0
Fletcher ss	5	0	1	2	Saier 1b	2	1	0	0
Doyle 2b	5	0	1	1	Zimmerman 3b	5	0	0	1
Merkle 1b	5	0	3	0	C. Williams lf	6	0	1	2
Snodgrass lf	5	0	0	0	Sweeney 2b	4	0	0	1
Stock 3b	4	1	0	0	Corriden ss	4	0	0	0
Meyers c	4	1	0	0	Archer c	5	0	1	0
Tesreau p	5	0	0	0	Cheney p	3	0	0	0
Total	43	3	6	3	Total	35	4	3	4

New York 120 000 000 000 - 3

Chicago 201 000 000 001 - 4 *two outs when winning run scored in 12th*

E – Cheney. **LOB** – New York 7 Chicago 9. **BB** – Bescher, G. Burns, Stock, Meyers; Leach 4, Good, Saier 4, Zimmerman, Sweeney, Corriden, Cheney 2. **2B** – Archer. **SB** – Merkle. **CS** – G. Burns, Fletcher. **SF** – Sweeney. **GIDP** – Good, Archer.

<u>New York</u>	<u>IP</u>	<u>H</u>	<u>R</u>	<u>ER</u>	<u>HR</u>	<u>BB</u>	<u>SO</u>
Tesreau L 0-5	11.7	3	4	4	0	14	9

<u>Chicago</u>	<u>IP</u>	<u>H</u>	<u>R</u>	<u>ER</u>	<u>HR</u>	<u>BB</u>	<u>SO</u>
Cheney W 5-1	12.0	6	3	3	0	4	9

WP-Cheney.

May 12, 1914 (National League)

St. Louis 5, Brooklyn 0


Cards Bill Doak no-hits first place Dodgers as St. Louis moves up to

The surging St. Louis Cardinals won their sixth game in a row, but the big story was a no-hit performance by Card righthander Bill Doak, who tossed the first no-hitter of the 1914 National League season.

Doak was in total command throughout the contest. He walked Dodger leadoff man Jack Dalton to start the game, but then put away the next 20 batters in a row before walking John Hummel in the seventh inning. Doak walked George Cutshaw to start the eighth, but got the next batter, Dick Egan, to hit into a double play. Doak then retired the final four batters in a row to complete his no-hitter, nailing Jake Daubert on a groundout to third base to finish his no-hit gem.

St. Louis jumped out to a one-run lead in the bottom of the first when 1b Dots Miller singled home Lee Magee, aboard via an error. Two innings later, the Cardinals pushed over three more runs as Dots Miller got aboard on an error by Brooklyn C Otto Miller and the next four Cardinal batters all singled off Dodger starter Nap Rucker, plating three runs for a 4-0 St. Louis lead. The Cards scored their final run in the seventh on an RBI single by Zinn Beck, who wound up with three hits for St. Louis. LF Walton Cruise also had three hits for the Redbirds.

The win moved St. Louis (15-13) into a tied for second with Chicago, only one game behind the Dodgers (16-12). In his first four starts into the 1914 season, Doak is 4-0, has thrown four complete games, allowing only eight hits and two runs in 36 innings. His 1914 start is remarkable contrast to his performance in the 1913 NL replay, when he was only 2-8, 4.74 for the Cardinals, who finished in last place.



<u>Brooklyn</u>	<u>AB</u>	<u>R</u>	<u>H</u>	<u>RBI</u>	<u>St. Louis</u>	<u>AB</u>	<u>R</u>	<u>H</u>	<u>RBI</u>
Dalton cf	2	0	0	0	Huggins 2b	3	0	1	0
Stengel ph	1	0	0	0	L. Magee cf	5	1	1	0
Daubert 1b	3	0	0	0	Butler ss	5	0	2	0
Riggert rf	3	0	0	0	Dots Miller 1b	5	1	1	1
Hummel lf	2	0	0	0	O. Wilson rf	4	1	1	0
R. Smith 3b	3	0	0	0	Cruise lf	4	2	3	0
Cutshaw 2b	2	0	0	0	Snyder c	4	0	2	2
Egan ss	3	0	0	0	Beck 3b	4	0	3	2
Rucker p	2	0	0	0	Doak p	4	0	0	0
Wheat ph	1	0	0	0	Total	38	5	14	5
Total	26	0	0	0					

Brooklyn 000 000 000 - 0
 St. Louis 103 000 10x - 5

E - O. Miller 2, Huggins 2. **LOB** - Brooklyn 2, St. Louis 9. **BB** - Dalton, Hummel, Cutshaw; Huggins 2. **2B** - Cruise. **SB** - Huggins. **CS** - Huggins. **GIDP** - Egan; Dots Miller. **OF assist** - Riggert (threw out Butler at 3b).

<u>Brooklyn</u>	<u>IP</u>	<u>H</u>	<u>R</u>	<u>ER</u>	<u>HR</u>	<u>BB</u>	<u>SO</u>
Rucker L 1-3	8.0	14	5	3	0	2	4

<u>St. Louis</u>	<u>IP</u>	<u>H</u>	<u>R</u>	<u>ER</u>	<u>HR</u>	<u>BB</u>	<u>SO</u>
Doak W 4-0	9.0	0	0	0	0	3	4

WP- Rucker.

July 4, 1914 (National League)

Philadelphia 5, Chicago 2 (25 innings)

Phillies score three in top of 25th to top Cubs in extra-inning classic

The struggling Philadelphia Phillies edged Chicago in a tense 25-inning game, capped by an extraordinary 14-inning long relief pitching performance by Phils reliever Stan Baumgartner.

The Cubs scored first, in the third inning, on an RBI single by Tommy Leach. The Phils tied the game in the fifth after Bill Killefer scored on an error by Cubs 3b Heinie Zimmerman, but the Cubs tallied in the bottom of the inning when Zimmerman singled home Vic Saier. Philly tied the game at two apiece in the sixth when Frank Lobert scored on an error by Cubs SS Red Corriden. With the game knotted at two each, Phillies starter Erskine Mayer and Cubs starter Larry Cheney each left the game after nine innings, both pulled for pinch hitters.



Stan Baumgartner

For the next 15 innings, neither team scored with the Cubs using Zip Zabel, newly-acquired Casey Hageman, lefty George Pierce and Jimmy Lavender to keep the Phils offense in check.

For Philadelphia, Ben Tincup pitched the 10th and 11th inning before giving way to lefty Stan Baumgartner. *Baumgartner pitched masterfully, throwing the next 14 innings without giving up a run, giving up only four hits and three walks, to earn the victory.*

In the top of the 25th, with Jimmy Lavender on in relief for Chicago, Dode Paskert led off with a double and scored on a triple by Beals Becker to put the Phillies ahead. Becker then scored on a single by cleanup hitter Frank Lobert, who promptly stole second and scored the Phils' third run of the inning on an RBI single by Fred Luderus, off Bert Humphries, who relieved Lavender, giving Philly a 5-2 lead.

Baumgartner blanked the Cubs in the bottom of the 25th to finish the game and earn his first win of the season. Cubs 3b Heinie Zimmerman had five hits in the game, but also committed three errors, none of which figured in the scoring. Beals Becker had four hits for Philadelphia. The last-place Phillies improved to 34-45 while the slumping sixth-place Cubs lost their third straight game and dropped to 36-43.

<u>Philadelphia</u>	<u>AB</u>	<u>R</u>	<u>H</u>	<u>RBI</u>	<u>Chicago</u>	<u>AB</u>	<u>R</u>	<u>H</u>	<u>RBI</u>
Byrne 2b	11	0	2	1	Leach cf	11	0	2	1
Paskert cf	9	1	1	0	Good rf	9	0	2	0
Becker rf	11	1	4	1	Lavender p	0	0	0	0
Lobert 3b	10	2	2	1	Phelan ph	1	0	0	0
S Magee lf	9	0	3	0	Saier 1b	10	1	2	0
Luderus 1b	11	0	3	1	Zimmerman 3b	10	0	5	1
J Martin ss	11	0	0	0	Schulte lf	11	0	0	0
Killefer c	11	1	1	0	Sweeney 2b	9	0	0	0
Mayer p	3	0	1	0	Corriden ss	8	1	1	0
M Reed ph	1	0	0	0	Bresnahan c-rf	8	0	1	0
Irelan ph	1	0	0	0	Cheney p	3	0	1	0
Baumgartner p	4	0	0	0	C Williams ph	1	0	0	0
Total	92	5	17	4	Zabel p	1	0	0	0
					Johnstone ph	1	0	0	0
					Hargrave ph	1	0	0	0
					Archer ph-c	3	0	0	0
					Total	87	2	13	2

Philadelphia 000 011 000 000 000 000 000 3 - 5

Chicago 001 010 000 000 000 000 000 0 - 2

E - J. Martin, Baumgartner; Zimmerman 3, Corriden 2. **LOB** - Philadelphia 16, Chicago 17. **BB** - Byrne 3, Paskert, S. Magee 2; Saier, Zimmerman, Sweeney, Corriden, Bresnahan, Lavender. **2B** - Paskert, Luderus; Saier, Bresnahan. **3B** - Becker. **SB** - Lobert 2, J. Martin; Leach, Zimmerman. **CS** - S. Magee; Corriden. **Sac** - Paskert, Lobert, Baumgartner; Bresnahan. **GIDP** - Paskert, J. Martin; Schulte. **HBP** - Corriden (by Cheney.) **OF assist** - S. Magee (threw out Leach at home in 9th); Good (threw out Byrne at home in 5th), Schulte (threw out Becker at home in 13th).

<u>Philadelphia</u>	<u>IP</u>	<u>H</u>	<u>R</u>	<u>ER</u>	<u>HR</u>	<u>BB</u>	<u>SO</u>
Mayer	9.0	8	2	2	0	3	2
Tincup	2.0	1	0	0	0	0	1
Baumgartner W 1-0	14.0	4	0	0	0	3	5

<u>Chicago</u>	<u>IP</u>	<u>H</u>	<u>R</u>	<u>ER</u>	<u>HR</u>	<u>BB</u>	<u>SO</u>
Cheney	9.0	4	2	0	0	2	2
Zabel	5.0	2	0	0	0	2	1
Hageman	2.0	3	0	0	0	0	1
Pierce	3.0	2	0	0	0	1	0
Lavender L 5-8	5.0	5	3	3	0	1	2
Humphries	1.0	1	0	0	0	0	0


July 27, 1914 (National League)

Pittsburgh 1, St. Louis 0 (17 innings)

Doak throws 15 innings of no-hit baseball, only to lose to Pirates in marathon game

Pittsburgh won a remarkable 1-0, 17-inning classic that featured a memorable performance by Cardinals ace **Bill Doak**, as well as brilliant pitching by Bucs starter **George McQuillan**.

The game was a scoreless affair for 16 innings until Pittsburgh's Ed Konetchy doubled home Jim Viox in the bottom of the 17th, handing Doak a heartbreaking loss after an extraordinary outing.



P Bill Doak

Doak carried a no-hitter through 15 innings before Pirate LF Max Carey broke it up with a leadoff single in the 16th inning. While not as remarkable as Doak's no-hit pitching, Pirate starter George McQuillan was equally effective, allowing only seven hits – and no runs – over the first 16 innings. After his single, Carey stole second but was stranded when Doak retired the final two batters in the 16th, including Jim Kelly, who pinch-hit for McQuillan.

In the top of the 17th, Al Mamaux took over for Pittsburgh and retired the Cards without a run. Doak walked leadoff man Jim Viox to start the bottom of the 17th and, two batters later, walked Joe Kelly to move Viox to second. After Doak retired Honus Wagner on a pop fly for the second out, Ed Konetchy scorched a double to score Viox and give the Pirates a hard-fought win.

Doak's performance was even more impressive than a 5-0 no-hitter he threw against Brooklyn on May 12. He struck out 10 batters and walking five over 16-plus innings. McQuillan also fanned 10 batters, walking only three.

The win snapped a three-game losing streak for Pittsburgh (54-46), and tied the Pirates with NY for second place, only one game behind first-place Brooklyn. Slumping St. Louis (53-47) suffered their eighth loss in their last 11 games, dropping them two games behind the Dodgers

<u>St. Louis</u>	<u>AB</u>	<u>R</u>	<u>H</u>	<u>RBI</u>	<u>Pittsburgh</u>	<u>AB</u>	<u>R</u>	<u>H</u>	<u>RBI</u>
Huggins 2b	7	0	1	0	Viox 2b	6	1	0	0
L Magee cf	5	0	0	0	Leonard 3b	6	0	0	0
Dolan lf-3b	7	0	0	0	Joe Kelly cf	5	0	0	0
D Miller ss	6	0	1	0	Mensor cf	1	0	0	0
O Wilson rf	7	0	2	0	Wagner ss	6	0	0	0
Dressen 1b	6	0	1	0	Hyatt 1b	5	0	0	0
Nash 3b	2	0	0	0	Konetchy 1b	2	0	1	1
Cruise ph-lf	3	0	1	0	Carey lf	5	0	1	0
Snyder c	5	0	0	0	Z Collins rf	6	0	0	0
Doak p	6	0	1	0	Coleman c	6	0	0	0
Total	54	0	7	0	McQuillan p	5	0	0	0
					Jim Kelly ph	1	0	0	0
					Total	54	1	2	1

St. Louis 000 000 000 000 000 00 - 0

Pittsburgh 000 000 000 000 000 01 -1 *Winning run scored with two out, bottom 17th*

E – D. Miller, Snyder. **LOB** – St. Louis 9, Pittsburgh 8. **BB** – L Magee 2, D Miller, Nash; Wagner, Viox, Leonard, Mensor, Carey. **2B** – Konetchy. **SB** – Carey 2, Wagner. **Sac** – Snyder, Dressen. **GDP** – Huggins.

<u>St. Louis</u>	<u>IP</u>	<u>H</u>	<u>R</u>	<u>ER</u>	<u>HR</u>	<u>BB</u>	<u>SO</u>
Doak L 14-6	16.7	2	1	1	0	5	10

<u>Pittsburgh</u>	<u>IP</u>	<u>H</u>	<u>R</u>	<u>ER</u>	<u>HR</u>	<u>BB</u>	<u>SO</u>
McQuillan	16.0	7	0	0	0	3	10
Mamaux W 3-1	1.0	0	0	0	0	1	0

Aug 28, 1914 (National League)

Cincinnati 12, Philadelphia 6

Tail-enders combine for 10 stolen bases; Reds lose two to injuries in wild offensive battle

Cellar-dwelling Cincinnati erupted for seven runs in the fifth inning to bury seventh-place Philadelphia 12-6 in an offensive battle that featured wild base-stealing antics and bizarre finish.

The Reds opened the scoring in the second when Fritz von Kolnitz singled and moved to third on a double by Bert Daniels. With Mike Gonzalez at the plate, **von Kolnitz scored on a straight steal of home** and Daniels stole third and then scored when Gonzalez singled. The Phils countered with a steal of home of their own in the bottom of the second when **Gavvy Cravath, the most unlikely of base-stealers stole home** on the front end of a triple steal with Dode Paskert and Jack Martin also moving up, with Martin later scoring after Paskert was caught trying to make it two steals of home in one inning.



Fritz von Kolnitz

The Reds built up a 4-2 lead after four innings and then exploded for seven runs in the fifth, six of them off Phils starter Eppa Rixey, who left after giving up a total of 10 runs, all earned.

Down 12-2, the Phillies added four more runs on a two-run HR by Sherry Magee and a two-run single by Hans Loberts, but it was too little, too late, as Cincinnati went on to win 12-6. The win was a costly victory for the Reds, however, with LF George Twombly and backup SS Marty Breghammer colliding in the 8th inning and both out until mid-September.

Cincinnati's Rube Benton went the distance for the Reds, evening his record at 14-4. Rixey, who absorbed the majority of the punishment from Cincinnati, took the loss to fall to 2-7.

Combined, both teams stole a combined 10 bases, seven by Cincinnati. Both teams also had two runners caught stealing.

Cincinnati (54-73) snapped a three-game losing streak while the Phils (57-70) lost their 11th game in the last fourteen contests.

<u>Cincinnati</u>	<u>AB</u>	<u>R</u>	<u>H</u>	<u>RBI</u>	<u>Philadelphia</u>	<u>AB</u>	<u>R</u>	<u>H</u>	<u>RBI</u>
R Killifer cf	4	1	3	2	Lobert 3b	5	0	2	2
Twombly lf	5	0	2	1	Becker lf	3	1	1	0
Niehoff 2b	0	0	0	0	Hilly ph	1	0	1	0
Herzog ss	2	2	1	2	Dooin ph	1	0	0	0
Breghammer ss	0	0	0	0	S Magee 1b-lf	5	1	3	2
Dc Miller lf	1	0	0	0	Cravath rf	4	1	1	0
Groh 2b-ss	5	0	3	2	Byrne 2b	5	0	1	0
Von Kolnitz 3b	4	2	1	0	Paskert cf	4	1	1	0
Daniels rf	4	3	2	0	J Martin ss	3	1	0	0
M Gonzalez c	4	1	1	2	B Killifer c	4	1	2	1
Kellogg 1b3	3	2	2	0	Rixey p	2	0	0	0
Graham 1b	1	0	1	0	Luderus ph-1b	1	0	0	0
Benton p	4	1	0	0	E Burns c	1	0	0	0
Total	41	12	16	7	Total	39	6	12	5

Cincinnati 021 171 000 - 12
Philadelphia 020 022 000 6

E – M. Gonzalez, Groh; Becker. **LOB** – Cincinnati 8, Philadelphia 7. **BB** – Herzog, von Kolnitz, Daniels, Kellogg, Benton; Cravath, J. Martin. **2B** – Daniels; S Magee, B. Killifer. **3B** – Herzog. **HR** – S. Magee (8). **SB** – von Kolnitz (*stole home*), Daniels, M. Gonzalez, R. Killifer, Herzog, Kellogg, Groh; Cravath (*stole home*), Paskert, J. Martin. **CS** – Twombly, Groh; Paskert, Lobert. **Sac** – M. Gonzalez. **SF** – R. Killifer. Benton. **GIDP** – Paskert, J. Martin; Schulte. **HBP** – Herzog (by Rixey), Groh (by Rixey), R. Killifer (Jacobs).

<u>Cincinnati</u>	<u>IP</u>	<u>H</u>	<u>R</u>	<u>ER</u>	<u>HR</u>	<u>BB</u>	<u>SO</u>
Benton W 14-14	9.0	12	6	6	1	2	4
<u>Philadelphia</u>	<u>IP</u>	<u>H</u>	<u>R</u>	<u>ER</u>	<u>HR</u>	<u>BB</u>	<u>SO</u>
Rixey L 2-7	4.0	9	9	9	0	4	3
Oeschger	2.0	5	2	2	0	1	3
Marshall	2.0	2	0	0	0	0	0
Jacobs	1.0	0	0	0	0	0	1

HB – Rixey (hit Herzog, Groh). Jacobs (R. Killifer).

Sept 10, 1914 (National League)

Philadelphia 2, Chicago 0

Grover Cleveland Alexander throws no-hitter, walks only two

Phils ace Grover Cleveland Alexander snapped a two-game losing streak in grand fashion, no-hitting Chicago 2-0, walking only two, to win his 22nd game of the season. Alexander outpitched Chicago's Hippo Vaughn.

Alexander's no-hitter was the second no-hit game in the NL in the 1914 season. Bill Doak of St. Louis earlier no-hit Brooklyn on May 12.

After both teams were scoreless over the first three innings, the Phils pushed over two runs in the fourth off Vaughn on an RBI triple by Gavy Cravath, followed by an RBI single by Beals Becker, scoring Cravath.

The two runs were all Alexander needed, striking out seven Cubs and walking only two batters while completing his masterpiece. The win was Alex's fourth victory versus three losses against the Cubs for the season. On May 25, Alexander had lost a 3-1 decision to Vaughn.



Grover Clv. Alexander

For Vaughn, the loss was his fourth in a row in September, following a spectacular August, when he was 6-2 for the month.

The seventh-place Phillies (65-76) win pulled them to within three games of the sixth-place Cubs (68-73).

<u>Chicago</u>	<u>AB</u>	<u>R</u>	<u>H</u>	<u>RBI</u>	<u>Philadelphia</u>	<u>AB</u>	<u>R</u>	<u>H</u>	<u>RBI</u>
Leach cf	3	0	0	0	Lobert 3b	4	0	1	0
Good rf	4	0	0	0	Byrne 2b	4	0	0	0
Saier 1b	3	0	0	0	S. Magee ss	4	1	3	0
Zimmerman 3b	3	0	0	0	Cravath rf	3	1	1	1
Knisely lf	3	0	0	0	Becker lf	3	0	1	1
Sweeney 2b	3	0	0	0	Luderus 1b	3	0	0	0
Derrick ss	3	0	0	0	Pasker cf	2	0	0	0
Archer c	3	0	0	0	Dooin c	3	0	0	0
Vaughn p	1	0	0	0	Alexander p	3	0	1	0
C. Williams ph	1	0	0	0	Total	29	2	7	2
Total	27	0	0	0					

Chicago 000 000 000 - 0

Philadelphia 000 200 00x - 2

E - none. **LOB** - Chicago 2 Philadelphia 5. **BB** - Leach, Vaughn. **3B** - S. Magee, Cravath. **SB** - Lobert, Cravath. **GIDP** - Cravath, Dooin.

<u>Chicago</u>	<u>IP</u>	<u>H</u>	<u>R</u>	<u>ER</u>	<u>HR</u>	<u>BB</u>	<u>SO</u>
Vaughn L 20-14	8.0	7	2	2	0	2	4

<u>Philadelphia</u>	<u>IP</u>	<u>H</u>	<u>R</u>	<u>ER</u>	<u>HR</u>	<u>BB</u>	<u>SO</u>
Alexander W 22-13	9.0	0	0	0	0	2	7

Sept 15, 1914 (National League)

St. Louis 1, Pittsburgh 0

Bill Doak pitches keeps Cards close to first-place Brooklyn with hard-fought 1-0, 15-inning classic

Bill Doak won his sixth straight game since Aug 19, outpitching Pittsburgh's Babe Adams to win a 1-0 decision over the contending Pirates.

Coming off a 17-inning 5-4 win in his previous start, against Brooklyn, on Sept 10, Doak showed no signs of fatigue, allowing only five hits to the punchless Bucs, while walking four. Pirates veteran Babe Adams, meanwhile, struggled to get ball over the plate, walking 11 batters. St. Louis, however, could not capitalize on the multitude of baserunners until the 15th, leaving 16 men on base.

The Cardinals won the game in the bottom of the 15th when Owen Wilson lead off with a single and went to second on an error by Pirate CF Zip Collins. After Ivy Wingo sacrificed Wilson to third, light-hitting Art Butler, a former Pirate, singled Wilson home for the only run of the ball game.

The win was the Cards (77-67) eighth in their last nine games and kept the Redbirds within two games of Brooklyn (79-65), who defeated the Giants 6-1. The loss pushed Pittsburgh (76-68) into third place, tied with Boston, three games out



Babe Adams

<u>Pittsburgh</u>	<u>AB</u>	<u>R</u>	<u>H</u>	<u>RBI</u>	<u>St. Louis</u>	<u>AB</u>	<u>R</u>	<u>H</u>	<u>RBI</u>
Carey lf	5	0	0	0	Dolan lf	5	0	1	0
Costello rf	5	0	1	0	Huggins 2b	4	0	1	0
Z Collins cf	6	0	1	0	L Magee	4	0	1	0
Vioz 2b	5	0	0	0	D. Miller 1b	5	0	0	0
Konetchy 1b	6	0	0	0	O. Wilson rf	7	1	1	0
Wagner 3b-ss	6	0	2	0	Wingo c	6	0	0	0
Gerber ss	3	0	0	0	Butler ss	4	0	1	1
McCarthy 3b	3	0	0	0	Beck 3b	6	0	1	0
Coleman c	5	0	1	0	Doak p	6	0	1	0
Adams	6	0	0	0	Total	47	1	7	1
Total	49	0	5	0					

Pittsburgh 000 000 000 000 000 - 0

St. Louis 000 000 000 000 001 - 1 one out when winning run scored, bottom 15th

E - Wagner, Z. Collins; Huggins 2, L. Magee. **LOB** - Pittsburgh 8, St. Louis 16. **BB** - Carey, Costello, Vioz, Coleman; Huggins 2, Dolan 2, L. Magee 2, D. Miller 2, Butler 3. **2B** - Costello, Wagner; Huggins, Doak. **CS** - Carey; Huggins. **Sac** - Huggins, L. Magee, Wingo. **GIDP** - Konetchy. **OF assist** - L. Magee (threw out Gerber at home, fifth inning).


<u>Pittsburgh</u>	<u>IP</u>	<u>H</u>	<u>R</u>	<u>ER</u>	<u>HR</u>	<u>BB</u>	<u>SO</u>
Adams L 16-18	14.3	7	1	0	0	11	4

<u>St. Louis</u>	<u>IP</u>	<u>H</u>	<u>R</u>	<u>ER</u>	<u>HR</u>	<u>BB</u>	<u>SO</u>
Doak W 21-9	15.0	5	0	0	0	4	6

Sept 25, 1914 (National League)

Brooklyn 4, Philadelphia 3 (10 innings)

Stengel's HR in 10th gives one-game lead over Cards with one game left in the season



Casey Stengel

Brooklyn's Casey Stengel hit a dramatic game-winning 10th inning home run to lift the Dodgers to a 4-3 win over Philadelphia. The Dodger victory combined with a 2-1 Cardinal loss to Chicago, moved the Dodgers into a one-game lead in the National League, with only one game left in the season.

The Phillies and Dodgers both scored in the first. Brooklyn moved in front 2-1 in the fifth on an RBI single by Stengel, but the Phils squeezed home a tying run in the sixth. The Brooks regained the lead 3-2 in the eighth on a Guz Getz RBI single, but the Phils tied the game in the top of the ninth on a Hans Lobert sac fly that scored pinch-runner Milt Reed, who had moved to third on a stolen base and passed ball.

Dodger starter Pat Ragan retired the Phils in the top of the 10th. In the bottom of the frame, Stengel, leading off the inning, hit a dramatic home run off reliever Ben Tincup to win the game for Brooklyn.

Pat Ragan (14-14) was the winning pitcher for Brooklyn, holding the Phils to seven scattered singles and a double by Hans Lobert to lead off the game. Twenty-one game winner Erskine Mayer went nine innings for Philadelphia, but was pulled for pinch-hitter Ed Burns in the ninth. Ben Tincup (8-13), who gave up Stengel's HR, took the loss.

Stengel's HR gave Brooklyn (85-68) a one-game edge over St. Louis (84-69) as the season enters its final day. A Brooklyn win or St. Louis loss would clinch the pennant for the Dodgers.

<u>Philadelphia</u>	<u>AB</u>	<u>R</u>	<u>H</u>	<u>RBI</u>	<u>Brooklyn</u>	<u>AB</u>	<u>R</u>	<u>H</u>	<u>RBI</u>
Lobert 3b	3	1	1	1	Dalton cf	5	0	1	0
J. Martin ss	5	0	0	0	Daubert 1b	5	0	1	0
S. Magee lf	5	0	0	0	Stengel rf	3	3	2	2
Cravath rf	5	1	3	1	Wheat lf	3	0	1	0
Becker cf	5	0	2	0	Cutshaw 2b	3	0	2	1
Luderus 1b	3	0	0	0	Getz 3b	4	0	2	1
Byrne 2b	4	0	2	1	Hummel ss	4	0	0	0
Dooïn c	3	0	1	0	McCarty c	4	0	1	0
Reed pr	0	1	0	0	Ragan p	4	1	2	0
Mayer	3	0	0	0	Total	35	4	12	4
E. Burns ph	0	0	0	0					
Total	39	3	8	3					

Philadelphia 100 001 000 0-3

Brooklyn 100 010 010 1-5 *none out when winning run scored in 10th*

E - J. Martin; Hummel. **PB** - McCarty. **LOB** - Philadelphia 7, Brooklyn 7. **BB** - Lobert, Luderus 2, Dooïn (intl), E. Burns; Stengel 2, Wheat. **2B** - Lobert. **3B** - McCarty. **HR** - Stengel (6). **SB** - Reed. **CS** - Getz. **GIDP** - J. Martin; Wheat, Hummel. **Sac** - Byrne; Cutshaw. **SF** - Lobert.

<u>Philadelphia</u>	<u>IP</u>	<u>H</u>	<u>R</u>	<u>ER</u>	<u>HR</u>	<u>BB</u>	<u>SO</u>
Mayer	8.0	10	3	3	0	3	1
Tincup L 8-13	1.0	2	1	1	1	0	0

<u>Brooklyn</u>	<u>IP</u>	<u>H</u>	<u>R</u>	<u>ER</u>	<u>HR</u>	<u>BB</u>	<u>SO</u>
Ragan W 14-14	10	8	3	3	0	5	4

April

	1		2		3		4	
Date	Boston		Brooklyn		New York		Phila	
Apr 11	at Phila	2-5	at NYG	9-5	Bkn	5-9	Bos	5-2
Apr 12	at Phila	3-4	at NYG	5-1	Bkn	1-5	Bos	4-3
Apr 13	at Phila	18-0	at NYG	2-1	Bkn	1-2	Bos	0-18
Apr 14								
Apr 15	at NYG	2-3	at Phila	3-0	Bos	3-2	Bkn	0-3
Apr 16	at NYG	4-2	at Phila	4-3	Bos	2-4	Bkn	3-4
Apr 17	at NYG	1-3	at Phila	3-0	Bos	3-1	Bkn	0-3
Apr 18	Bkn	2-1	at Bos	1-2	Phila	5-3	at NYG	3-5
Apr 19	Bkn	0-7	at Bos	7-0	Phila	6-0	at NYG	0-6
Apr 20	Bkn	3-2 (12)	at Bos	2-3 (12)	Phila	6-1	at NYG	1-6
Apr 21								
Apr 22	Phila	3-6	NYG	2-0	at Bkn	0-2	at Bos	6-3
Apr 23	Phila	3-2	NYG	2-4	at Bkn	4-2	at Bos	2-3
Apr 24	Phila	0-2	NYG	1-6	at Bkn	6-1	at Bos	2-0
Apr 25	at Bkn	1-6	Bos	6-1	at Phila	6-5	NYG	5-6
Apr 26	at Bkn	2-1	Bos	1-2	at Phila	6-7	NYG	7-6
Apr 27	at Bkn	7-10	Bos	10-7	at Phila	6-5 (13)	NYG	5-6 (13)
Apr 28	NYG	7-6 (11)	Phila	3-2	at Bos	6-7 (11)	at Bkn	2-3
Apr 29	NYG	3-9	Phila	2-4	at Bos	9-3	at Bkn	4-2
Apr 30	NYG	4-3	Phila	7-1	at Bos	3-4	at Bkn	1-7
Home		5-4		5-4		5-4		3-6
Away		3-6		7-2		5-4		3-6
April	18	8-10	18	12-6	18	10-8	18	6-12

April

	5	6	7	8				
<i>Date</i>	Chicago		Cinc		Pitt		StL	
Apr 11	at Cinc	13-1	Chi	1-13	at StL	4-3	Pitt	3-4
Apr 12	at Cinc	5-4 (12)	Chi	4-5 (12)	at StL	1-0 (10)	Pitt	0-1 (10)
Apr 13	at Cinc	1-4	Chi	4-1	at StL	2-0	Pitt	0-2
Apr 14								
Apr 15	StL	5-2	Pitt	7-5	at Cinc	5-7	at Chi	2-5
Apr 16	StL	5-0	Pitt	0-12	at Cinc	12-0	at Chi	0-5
Apr 17	StL	0-5	Pitt	0-4	at Cinc	4-0	at Chi	5-0
Apr 18	Pitt	3-16	at StL	8-4 (10)	at Chi	16-6	Cinc	4-8 (10)
Apr 19	Pitt	6-5	at StL	17-5	at Chi	5-6	Cinc	5-17
Apr 20	Pitt	5-4	at StL	2-4	at Chi	4-5	Cinc	4-2
Apr 21								
Apr 22	Cinc	2-1	at Chi	1-2	StL	2-1	at Pitt	1-2
Apr 23	Cinc	8-2	at Chi	2-8	StL	0-8	at Pitt	8-0
Apr 24	Cinc	5-4	at Chi	4-5	StL	1-7	at Pitt	7-1
Apr 25	at Pitt	2-3	StL	1-2 (12)	Chi	3-2	at Cinc	2-1 (12)
Apr 26	at Pitt	4-2	StL	4-2	Chi	2-4	at Cinc	2-4
Apr 27	at Pitt	1-10	StL	0-10	Chi	10-1	at Cinc	10-0
Apr 28	at StL	0-3	at Pitt	3-2	Cinc	2-3	Chi	3-0
Apr 29	at StL	4-5	at Pitt	3-4	Cinc	4-3	Chi	5-4
Apr 30	at StL	2-1	at Pitt	6-2	Cinc	2-3	Chi	1-2
Home		7-2		3-6		4-5		3-6
Away		4-5		4-5		6-3		5-4
April	18	11-7	18	7-11	18	10-8	18	8-10

May

	1		2		3		4	
<i>Date</i>	Boston		Brklyn		NYG		Phila	
May 1	at Chi	0-7	at Pitt	5-4	at StL	0-1	at Cinc	5-6 (10)
May 2	at Chi	2-1	at Pitt	1-6	at StL	0-1	at Cinc	5-7
May 3	at Chi	5-2 (11)	at Pitt	1-0	at StL	6-1	at Cinc	2-5
May 4								
May 5	at StL	4-1	at Cinc	3-4	at Chi	3-4 (12)	at Pitt	3-1
May 6	at StL	4-5	at Cinc	4-10	at Chi	17-7	at Pitt	3-4
May 7	at StL	1-4	at Cinc	0-4	at Chi	3-7	at Pitt	3-2
May 8	at Pitt	10-7 (10)	at Chi	3-2 (16)	at Cinc	3-2 (11)	at StL	2-6
May 9	at Pitt	3-2 (11)	at Chi	12-2	at Cinc	5-3	at StL	3-8
May 10	at Pitt	6-1	at Chi	4-5	at Cinc	1-2	at StL	8-9
May 11								
May 12	at Cinc	3-4	at StL	0-5	at Pitt	2-3	at Chi	4-3
May 13	at Cinc	3-9	at StL	11-6	at Pitt	1-2	at Chi	3-8
May 14	at Cinc	10-0	at StL	3-5	at Pitt	6-3 (14)	at Chi	4-3
May 15								
May 16	Chi	12-2	Pitt	1-7	StL	1-2	Cinc	6-5
May 17	Chi	2-0	Pitt	3-2	StL	4-1	Cinc	10-6
May 18	Chi	2-3	Pitt	6-2	StL	4-0	Cinc	5-3
May 19	StL	3-2	Cinc	9-3	Chi	6-1	Pitt	6-9
May 20	StL	0-5	Cinc	0-1	Chi	2-8	Pitt	2-1
May 21	StL	3-0	Cinc	2-1	Chi	6-5	Pitt	4-11
May 22	Pitt	5-2	Chi	2-0	Cinc	5-7	StL	2-6
May 23	Pitt	2-3	Chi	1-2	Cinc	3-2	StL	2-6
May 24	Pitt	1-6	Chi	8-2	Cinc	4-7	StL	1-0
May 25	Cinc	3-1	StL	2-13	Pitt	2-0	Chi	1-3
May 26	Cinc	1-0	StL	2-1 (12)	Pitt	0-1	Chi	3-4 (13)
May 27	Cinc	8-9 (11)	StL	1-3 (11)	Pitt	3-2	Chi	1-10
May 28								
May 29	at Phila	1-2	at NYG	0-5	Bkn	5-0	Bos	2-1
May 30	at Phila	2-3	at NYG	11-7	Bkn	7-11	Bos	3-2
May 31 (1)	at Phila	0-1	at NYG	5-2	Bkn	2-5	Bos	1-0
May 31 (2)	at Phila	4-6	at NYG	5-10	Bkn	10-5	Bos	6-4
Home		7-5		7-5		9-7		9-7
Away		7-9		7-9		5-7		4-8
May	28	14-14	28	14-14	28	14-14	28	13-15
Season		22-24		26-20		24-22		19-27

May

	5		6		7		8	
<i>Date</i>	Chicago		Cinc		Pitt		StL	
May 1	Bos	7-0	Phila	6-5 (10)	Bkn	4-5	NYG	1-0
May 2	Bos	1-2	Phila	7-5	Bkn	6-1	NYG	1-0
May 3	Bos	2-5 (11)	Phila	5-2	Bkn	0-1	NYG	1-6
May 4								
May 5	NYG	4-3 (12)	Bkn	4-3	Phila	1-3	Bos	1-4
May 6	NYG	7-17	Bkn	10-4	Phila	4-3	Bos	5-4
May 7	NYG	7-3	Bkn	4-0	Phila	2-3	Bos	4-1
May 8	Bkn	2-3 (16)	NYG	2-3 (11)	Bos	7-10 (10)	Phila	6-2
May 9	Bkn	2-12	NYG	3-5	Bos	2-3 (11)	Phila	8-3
May 10	Bkn	5-4	NYG	2-1	Bos	1-6	Phila	9-8
May 11								
May 12	Phila	3-4	Bos	4-3	NYG	3-2	Bkn	5-0
May 13	Phila	8-3	Bos	9-3	NYG	2-1	Bkn	6-11
May 14	Phila	3-4	Bos	0-10	NYG	3-6 (14)	Bkn	5-3
May 15								
May 16	at Bos	2-12	at Phila	5-6	at Bkn	7-1	at NYG	2-1
May 17	at Bos	0-2	at Phila	6-10	at Bkn	2-3	at NYG	1-4
May 18	at Bos	3-2	at Phila	3-5	at Bkn	2-6	at NYG	0-4
May 19	at NYG	1-6	at Bkn	3-9	at Phila	9-6	at Bos	2-3
May 20	at NYG	8-2	at Bkn	1-0	at Phila	1-2	at Bos	5-0
May 21	at NYG	5-6	at Bkn	1-2	at Phila	11-4	at Bos	0-3
May 22	at Bkn	0-2	at NYG	7-5	at Bos	2-5	at Phila	6-2
May 23	at Bkn	2-1	at NYG	2-3	at Bos	3-2	at Phila	6-2
May 24	at Bkn	2-8	at NYG	7-4	at Bos	6-1	at Phila	0-1
May 25	at Phila	3-4	at Bos	1-3	at NYG	0-2	at Bkn	13-2
May 26	at Phila	4-3 (13)	at Bos	0-1	at NYG	1-0	at Bkn	1-2 (12)
May 27	at Phila	10-1	at Bos	9-8 (11)	at NYG	2-3	at Bkn	3-1 (11)
May 28								
May 29	at Cinc	0-5	Chi	5-0	at StL	3-4 (10)	Pitt	4-3 (10)
May 30	at Cinc	15-1	Chi	1-15	at StL	1-3	Pitt	3-1
May 31 (1)	at Cinc	1-8	Chi	8-1	at StL	7-5 (13)	Pitt	5-7 (13)
May 31 (2)	at Cinc	1-2	Chi	2-1	at StL	2-0	Pitt	0-2
Home		5-7		12-4		4-8		11-5
Away		7-9		4-8		8-8		6-6
May	28	12-16	28	16-12	28	12-16	28	17-11
Season		23-23		23-23		22-24		25-21

June

	1		2		3		4	
<i>Date</i>	Boston		Brklyn		NYG		Phila	
Jun 1	at NYG	3-6	at Phila	1-3	Bos	6-3	Bkn	3-1
Jun 2	at NYG	1-5	at Phila	5-4	Bos	5-1	Bkn	4-5
Jun 3	at NYG	2-3	at Phila	4-2	Bos	3-2	Bkn	2-4
Jun 4	at NYG	9-8	at Phila	0-1	Bos	8-9	Bkn	1-0
Jun 5	Bkn	0-2	at Bos	2-0	Phila	5-10	at NYG	10-5
Jun 6	Bkn	8-7	at Bos	7-8	Phila	14-5	at NYG	5-14
Jun 7	Bkn	7-0	at Bos	0-7	Phila	7-6	at NYG	6-7
Jun 8	Bkn	13-2	at Bos	2-3	Phila	3-1	at NYG	1-3
Jun 9								
Jun 10	Phila	4-9	NYG	0-5	at Bkn	5-0	at Bos	9-4
Jun 11	Phila	0-10	NYG	3-2	at Bkn	2-3	at Bos	10-0
Jun 12	Phila	1-2	NYG	2-0	at Bkn	0-2	at Bos	2-1
Jun 13	Phila	9-8	NYG	11-6	at Bkn	6-11	at Bos	8-9
Jun 14	at Bkn	4-2	Bos	2-4	at Pitt	2-5	NYG	5-2
Jun 15	at Bkn	2-1 (10)	Bos	1-2 (10)	at Pitt	4-2	NYG	2-4
Jun 16	at Bkn	4-6	Bos	6-4	at Pitt	3-5	NYG	5-3
Jun 17	at Bkn	7-2	Bos	2-7	at Pitt	5-2	NYG	2-5
Jun 18	NYG	0-9	Phila	5-7 (14)	at Bos	9-0	at Bkn	7-5 (14)
Jun 19	NYG	2-3	Phila	6-7 (10)	at Bos	3-2	at Bkn	7-6 (10)
Jun 20	NYG	1-5	Phila	13-5	at Bos	5-1	at Bkn	5-13
Jun 21	NYG	5-4 (10)	Phila	5-2	at Bos	4-5 (11)	at Bkn	2-5
Jun 22								
Jun 23	at Chi	4-1	at Pitt	13-0	at StL	4-3	at Cinc	3-16
Jun 24	at Chi	3-2 (11)	at Pitt	1-4	at StL	11-0	at Cinc	6-5
Jun 25	at Chi	2-3	at Pitt	2-3	at StL	4-5	at Cinc	3-13
Jun 26	at Chi	14-4	at Pitt	2-5	at StL	3-2	at Cinc	5-6
Jun 27	at StL	4-3	at Cinc	6-3	at Chi	9-2 (16)	at Pitt	4-3
Jun 28	at StL	1-2 (10)	at Cinc	7-2	at Chi	0-1	at Pitt	6-1
Jun 29	at StL	2-6	at Cinc	3-6	at Chi	3-1	at Pitt	4-8
Jun 30	at StL	3-2 (11)	at Cinc	5-2	at Chi	5-0	at Pitt	6-8
Home		5-7		6-6		6-2		4-4
Away		9-7		7-9		12-8		9-11
June	28	14-14	28	13-15	28	18-10	28	13-15
Season		36-68		39-35		42-32		32-42

June

	5	6	7	8				
Date	Chica go		Cinc		Pitt		StL	
Jun 1	at StL	4-3	Pitt	5-13	at Cinc	13-5	Chi	3-4
Jun 2	at StL	2-9	Pitt	1-5	at Cinc	5-1	Chi	9-2
Jun 3	at StL	0-2	Pitt	2-6	at Cinc	6-2	Chi	2-0
Jun 4	at StL	3-2 (10)	Pitt	1-3	at Cinc	3-1	Chi	2-3 (10)
Jun 5	Pitt	2-0	at StL	3-5	at Chi	0-2	Cinc	5-3
Jun 6	Pitt	0-9	at StL	1-4	at Chi	9-0	Cinc	4-1
Jun 7	Pitt	2-6	at StL	10-7 (10)	at Chi	6-2	Cinc	7-10 (10)
Jun 8	Pitt	5-11 (12)	at StL	2-4	at Chi	11-5 (12)	Cinc	4-2
Jun 9								
Jun 10	Cinc	9-3	at Chi	3-9	StL	5-6	at Pitt	6-5
Jun 11	Cinc	5-4	at Chi	4-5	StL	1-2	at Pitt	2-1
Jun 12	Cinc	7-4	at Chi	4-7	StL	8-4	at Pitt	4-8
Jun 13	Cinc	1-2	at Chi	2-1	StL	3-0	at Pitt	0-3
Jun 14	at Pitt	1-2	StL	1-9	Chi	2-1	at Cinc	9-1
Jun 15	at Pitt	3-0	StL	3-7	Chi	0-3	at Cinc	7-3
Jun 16	at Pitt	2-3	StL	2-4	Chi	3-2	at Cinc	4-2
Jun 17	at Pitt	5-6	StL	2-4	Chi	6-5	at Cinc	4-2
Jun 18	StL	1-4	at Pitt	6-3	Cinc	3-6	at Chi	4-1
Jun 19	StL	2-1	at Pitt	3-1 (10)	Cinc	1-3 (13)	at Chi	1-2
Jun 20	StL	0-8	at Pitt	0-2	Cinc	2-0	at Chi	8-0
Jun 21	StL	2-1	at Pitt	4-2	Cinc	2-4	at Chi	1-2
Jun 22								
Jun 23	Bos	1-4	Pitt	16-3	Bkn	0-13	NYG	3-4
Jun 24	Bos	2-3 (11)	Pitt	5-6	Bkn	4-1	NYG	0-11
Jun 25	Bos	3-2	Pitt	13-3	Bkn	3-2	NYG	5-4
Jun 26	Bos	4-14	Pitt	6-5	Bkn	5-2	NYG	2-3
Jun 27	NYG	2-9 (16)	Bkn	3-6	Pitt	3-4	Bos	3-4
Jun 28	NYG	1-0	Bkn	2-7	Pitt	1-6	Bos	2-1 (10)
Jun 29	NYG	1-3	Bkn	6-3	Pitt	8-4	Bos	6-2
Jun 30	NYG	0-5	Bkn	2-5	Pitt	8-6	Bos	2-3 (11)
Home		8-12		4-8		11-9		8-8
Away		3-5		5-11		7-1		8-4
June	28	11-17	28	9-19	28	18-10	28	16-12
Season		34-40		32-42		40-34		41-33

July

	1		2		3		4	
<i>Date</i>	Boston		Brklyn		NYG		Phila	
July 1	at Pitt	0-1	at Chi	2-4	at Cinc	3-0	at StL	3-4
July 2	at Pitt	4-1	at Chi	4-5	at Cinc	2-5	at StL	6-2
July 3	at Pitt	3-7	at Chi	11-4	at Cinc	3-2	at StL	0-5
July 4(1)	at Pitt	2-1 (10)	at Chi	6-1	at Cinc	2-3	at StL	3-4
July 4(2)	at Cinc	1-5	at StL	1-11	at Pitt	1-3	at Chi	5-2 (25)
July 5	at Cinc	11-0	at StL	1-0	at Pitt	0-6	at Chi	0-8
July 6	at Cinc	1-2	at StL	12-0	at Pitt	3-5	at Chi	3-0
July 7	at Cinc	1-2	at StL	1-3	at Pitt	8-0	at Chi	7-8
July 8								
July 9	Chi	5-14	Pitt	0-5	StL	3-5 (10)	Cinc	5-1
July 10	Chi	4-8	Pitt	3-0	StL	5-0	Cinc	8-3
July 11	Chi	9-6	Pitt	6-8	StL	1-0	Cinc	3-7
July 12	Chi	2-3	Pitt	0-1	StL	3-6	Cinc	3-0
July 13	StL	0-2	Cinc	8-7	Chi	4-3 (12)	Pitt	3-2
July 14	StL	8-0	Cinc	4-5	Chi	5-4	Pitt	1-3
July 15	StL	2-3	Cinc	6-0	Chi	3-4	Pitt	6-7
July 16	StL	1-0	Cinc	5-1	Chi	2-5	Pitt	1-0
July 17	Pitt	2-4	Chi	4-3	Cinc	3-4	StL	6-5 (10)
July 18	Pitt	8-1	Chi	4-3	Cinc	4-3 (10)	StL	2-0
July 19	Pitt	2-0	Chi	4-2	Cinc	0-2	StL	1-3
July 20	Pitt	2-1 (11)	Chi	5-1	Cinc	8-7	StL	5-2
July 21	Cinc	3-0	StL	11-5	Pitt	5-6	Chi	4-7
July 22	Cinc	6-4	StL	6-11	Pitt	3-10	Chi	6-0
July 23	Cinc	6-0	StL	4-3	Pitt	7-5	Chi	7-2
July 24	Cinc	1-2	StL	6-2	Pitt	2-0	Chi	1-2
July 25								
July 26	at Phila	2-8	at NYG	6-1	Bkn	1-6	Bos	8-2
July 27	at Phila	1-0	at NYG	0-1	Bkn	1-0	Bos	0-1
July 28	at Phila	3-1	at NYG	7-8	Bkn	8-7	Bos	1-3
July 29	at Phila	1-6	at NYG	4-3	Bkn	3-4	Bos	6-1
July 30								
July 31								
Home		9-7		11-5		10-10		12-8
Away		5-7		6-6		3-5		3-5
July	28	14-14	28	17-11	28	13-15	28	15-13
Season		50-52		55-47		55-47		47-55

July

	5		6		7		8	
<i>Date</i>	Chicago		Cinc		Pitt		StL	
July 1	Bkn	4-2	NYG	0-3	Bos	1-0	Phila	4-3
July 2	Bkn	5-4	NYG	5-2	Bos	1-4	Phila	2-6
July 3	Bkn	4-11	NYG	2-3	Bos	7-3	Phila	5-0
July 4(1)	Bkn	1-6	NYG	3-2	Bos	1-2 (10)	Phila	4-3
July 4(2)	Phila	2-5 (25)	Bos	5-1	NYG	3-1	Bkn	11-1
July 5	Phila	8-0	Bos	0-11	NYG	6-0	Bkn	0-1
July 6	Phila	0-3	Bos	2-1	NYG	5-3	Bkn	0-12
July 7	Phila	8-7	Bos	2-1	NYG	0-8	Bkn	3-1
July 8								
July 9	at Bos	14-8	at Phila	1-5	at Bkn	5-0	at NYG	5-3 (10)
July 10	at Bos	8-4	at Phila	3-8	at Bkn	0-3	at NYG	0-5
July 11	at Bos	6-9	at Phila	7-3	at Bkn	8-6	at NYG	0-1
July 12	at Bos	3-2	at Phila	0-3	at Bkn	1-0	at NYG	6-3
July 13	at NYG	3-4 (12)	at Bkn	7-8	at Phila	2-3	at Bos	2-0
July 14	at NYG	4-5	at Bkn	5-4	at Phila	3-1	at Bos	0-8
July 15	at NYG	4-3	at Bkn	0-6	at Phila	7-6	at Bos	3-2
July 16	at NYG	5-2	at Bkn	1-5	at Phila	0-1	at Bos	0-1
July 17	at Bkn	3-4	at NYG	4-3	at Bos	4-2	at Phila	5-6
July 18	at Bkn	3-4	at NYG	3-4 (10)	at Bos	1-8	at Phila	0-2
July 19	at Bkn	2-4	at NYG	2-0	at Bos	0-2	at Phila	3-1
July 20	at Bkn	1-5	at NYG	7-8	at Bos	1-2 (11)	at Phila	2-5
July 21	at Phila	7-4	at Bos	0-3	at NYG	6-5	at Bkn	5-11
July 22	at Phila	0-6	at Bos	4-6	at NYG	10-3	at Bkn	11-6
July 23	at Phila	2-7	at Bos	0-6	at NYG	5-7	at Bkn	3-4
July 24	at Phila	2-1	at Bos	2-1	at NYG	0-2	at Bkn	2-6
July 25								
July 26	at Cinc	0-3	Chi	3-0	StL	0-4	at Pitt	4-0
July 27	at Cinc	9-3	Chi	3-9	StL	1-0 (17)	at Pitt	0-1 (17)
July 28	at Cinc	5-2	Chi	2-5	StL	2-4	at Pitt	4-2
July 29	at Cinc	1-2	Chi	2-1	StL	5-4	at Pitt	4-5
July 30								
July 31								
Home		4-4		7-5		7-5		5-3
Away		9-11		5-11		8-8		8-12
July	28	13-15	28	12-16	28	15-13	28	13-15
Season		47-55		44-58		55-47		54-48

August

	1	2	3	4				
Date	Boston	Brklyn	NYG	Phila				
Aug 1	NYG	1-0	at Phila	9-2	at Bos	0-1	Bkn	2-9
Aug 2	NYG	6-3	at Phila	1-2	at Bos	3-6	Bkn	2-1
Aug 3	NYG	2-3	at Phila	6-4	at Bos	5-2	Bkn	4-6
Aug 4	NYG	2-1	at Phila	1-5	at Bos	1-2	Bkn	5-1
Aug 5	at Bkn	5-4	Bos	4-5	Phila	2-5	at NYG	5-2
Aug 6	at Bkn	2-5	Bos	5-2	Phila	6-7 (10)	at NYG	7-6 (10)
Aug 7	at Bkn	11-3	Bos	3-11	Phila	8-5	at NYG	5-8
Aug 8	at Bkn	4-5	Bos	5-4	Phila	6-1	at NYG	1-6
Aug 9								
Aug 10	at Chi	14-1	at Pitt	2-3	at StL	9-1	at Cinc	6-2
Aug 11	at Chi	2-9	at Pitt	1-0	at StL	0-3	at Cinc	5-3
Aug 12	at Chi	5-0	at Pitt	6-0	at StL	0-1	at Cinc	3-2
Aug 13	at Chi	2-5	at Pitt	2-0	at StL	4-2	at Cinc	0-2
Aug 14	at StL	2-1 (13)	at Cinc	5-4	at Chi	0-3	at Pitt	3-6
Aug 15	at StL	12-2	at Cinc	5-2	at Chi	0-7	at Pitt	3-4
Aug 16	at StL	8-0	at Cinc	5-3	at Chi	11-7	at Pitt	4-1
Aug 17	at StL	5-7	at Cinc	10-0	at Chi	1-0	at Pitt	0-7
Aug 18	at Pitt	2-3	at Chi	2-6	at Cinc	9-10	at StL	2-3 (10)
Aug 19	at Pitt	0-3	at Chi	11-1	at Cinc	3-4 (15)	at StL	3-7
Aug 20	at Pitt	2-1 (15)	at Chi	5-3 (21)	at Cinc	6-5	at StL	0-4
Aug 21	at Pitt	1-6	at Chi	1-2	at Cinc	4-10	at StL	10-5
Aug 22								
Aug 23	at Cinc	7-6	at StL	0-2	at Pitt	6-3	at Chi	4-5
Aug 24	at Cinc	5-2	at StL	2-4	at Pitt	2-1 (10)	at Chi	2-5
Aug 25	at Cinc	4-3	at StL	4-5	at Pitt	2-1	at Chi	10-6 (10)
Aug 26	at Cinc	14-7	at StL	1-7	at Pitt	0-7	at Chi	6-7
Aug 27								
Aug 28	Chi	2-5	Pitt	3-4	StL	1-3 (10)	Cinc	6-12
Aug 29	Chi	8-0	Pitt	0-2	StL	6-5	Cinc	5-0
Aug 30	Chi	0-8	Pitt	3-4 (11)	StL	7-4	Cinc	6-1
Aug 31	Chi	2-8	Pitt	0-5	StL	1-4	Cinc	6-0
Home		4-4		2-6		4-4		5-3
Away		12-8		11-9		9-11		8-12
August	28	16-12	28	13-15	28	13-15	28	13-15
Season		66-64		69-61		68-62		60-70

August

Date	5	6	7	8				
Date	Chicago	Cinc	Pitt	StL				
Aug 1	StL	2-4	Pitt	3-1	at Cinc	1-3	at Chi	4-2
Aug 2	StL	4-2	Pitt	5-2	at Cinc	2-5	at Chi	2-4
Aug 3	StL	2-1	Pitt	2-5	at Cinc	5-2	at Chi	1-2
Aug 4	StL	7-0	Pitt	0-2	at Cinc	2-0	at Chi	0-7
Aug 5	Pitt	2-6	at StL	7-1	at Chi	6-2	Cinc	1-7
Aug 6	Pitt	8-0	at StL	5-2	at Chi	0-8	Cinc	2-5
Aug 7	Pitt	4-1	at StL	2-0	at Chi	1-4	Cinc	0-2
Aug 8	Pitt	4-0	at StL	1-5	at Chi	0-4	Cinc	5-1
Aug 9								
Aug 10	Bos	1-14	Phila	2-6	Bkn	3-2	NYG	1-9
Aug 11	Bos	9-2	Phila	3-5	Bkn	0-1	NYG	3-0
Aug 12	Bos	0-5	Phila	2-3	Bkn	0-6	NYG	1-0
Aug 13	Bos	5-2	Phila	2-0	Bkn	0-2	NYG	2-4
Aug 14	NYG	5-0	Bkn	4-5	Phila	6-3	Bos	1-2 (13)
Aug 15	NYG	7-0	Bkn	2-5	Phila	4-3	Bos	2-12
Aug 16	NYG	2-11	Bkn	3-5	Phila	1-4	Bos	0-8
Aug 17	NYG	0-1	Bkn	0-10	Phila	7-0	Bos	7-5
Aug 18	Bkn	6-2	NYG	10-9	Bos	3-2	Phila	3-2 (10)
Aug 19	Bkn	1-11	NYG	4-3 (15)	Bos	3-0	Phila	7-3
Aug 20	Bkn	3-5 (21)	NYG	5-6	Bos	1-2 (15)	Phila	4-0
Aug 21	Bkn	2-1	NYG	10-4	Bos	6-1	Phila	5-10
Aug 22								
Aug 23	Phila	5-4	Bos	6-7	NYG	3-6	Bkn	2-0
Aug 24	Phila	5-2	Bos	2-5	NYG	1-2 (10)	Bkn	4-2
Aug 25	Phila	6-10 (10)	Bos	3-4	NYG	1-2	Bkn	5-4
Aug 26	Phila	7-6	Bos	7-14	NYG	7-0	Bkn	7-1
Aug 27								
Aug 28	at Bos	5-2	at Phila	12-6	at Bkn	4-0	at NYG	3-1 (10)
Aug 29	at Bos	0-8	at Phila	0-5	at Bkn	2-0	at NYG	5-6
Aug 30	at Bos	8-0	at Phila	1-6	at Bkn	4-3 (11)	at NYG	4-7
Aug 31	at Bos	8-2	at Phila	0-6	at Bkn	5-0	at NYG	4-1
Home		15-9		9-15		8-8		11-9
Away		3-1		1-3		7-5		3-5
August	28	18-10	28	10-18	28	15-13	28	14-14
Season		65-65		54-76		70-60		68-62

September

Date	1 Boston	2 Brklyn	3 NYG	4 Phila				
Sept 1	StL	10-2	Cinc	2-1	Chi	3-6	Pitt	7-6
Sept 2	StL	10-9	Cinc	8-2	Chi	4-3	Pitt	1-2
Sept 3(1)	StL	2-3	Cinc	3-1	Chi	1-4	Pitt	4-3
Sept 3(2)	StL	13-1	Cinc	2-5	Chi	3-2	Pitt	2-3 (10)
Sept 4	Pitt	4-1	Chi	5-3	Cinc	5-6	StL	7-6 (15)
Sept 5	Pitt	0-5	Chi	2-1	Cinc	2-4	StL	2-4
Sept 6	Pitt	7-0	Chi	12-1	Cinc	1-2 (13)	StL	2-5
Sept 7	Pitt	0-2	Chi	4-3	Cinc	3-0	StL	6-9
Sept 8	Cinc	9-3	StL	3-4 (13)	Pitt	6-2	Chi	6-5
Sept 9	Cinc	6-2	StL	4-6 (10)	Pitt	1-6	Chi	6-13
Sept 10	Cinc	3-2	StL	4-5 (17)	Pitt	5-4	Chi	2-0
Sept 11	Cinc	6-4	StL	3-2	Pitt	3-4	Chi	2-1
Sept 12								
Sept 13								
Sept 14	Phila	1-3	NYG	3-1	at Bkn	1-3	at Bos	3-1
Sept 15	Phila	12-0	NYG	6-3	at Bkn	3-6	at Bos	0-12
Sept 16	Phila	4-3 (10)	NYG	2-9	at Bkn	4-2	at Bos	3-4 (10)
Sept 17	Phila	5-6	NYG	3-2	at Bkn	2-3	at Bos	6-5
Sept 18	Bkn	3-7	at Bos	7-3	at Phila	10-0	NYG	0-10
Sept 19	Bkn	2-4	at Bos	4-2	at Phila	0-4	NYG	4-0
Sept 20	Bkn	0-6	at Bos	6-0	at Phila	0-3	NYG	3-0
Sept 21	Bkn	3-1	at Bos	1-3	at Phila	4-3	NYG	3-4
Sept 22								
Sept 23	at NYG	8-4	Phila	0-7	Bos	4-8	at Bkn	7-0
Sept 24	at NYG	0-1 (10)	Phila	10-1	Bos	1-0 (10)	at Bkn	1-10
Sept 25	at NYG	7-6	Phila	4-3 (10)	Bos	6-7	at Bkn	3-4 (10)
Sept 26	at NYG	5-3	Phila	9-3	Bos	3-5	at Bkn	3-9
Home		12-8		14-6		6-10		8-8
Away		3-1		3-1		3-5		3-5
Sept	24	15-9	24	17-7	24	9-15	24	11-13
Season		81-73		86-68		77-77		71-83

Sept

Date	5 Chicago	6 Cinc	7 Pitt	8 StL				
Sept 1	at NYG	6-3	at Bkn	1-2 at Phila	6-7 at Bos	2-10		
Sept 2	at NYG	3-4	at Bkn	2-8 at Phila	2-1 at Bos	9-10		
Sept 3(1)	at NYG	4-1	at Bkn	1-3 at Phila	3-4 at Bos	3-2		
Sept 3(2)	at NYG	2-3	at Bkn	5-2 at Phila	3-2 (10) at Bos	1-13		
Sept 4	at Bkn	3-5	at NYG	6-5 at Bos	1-4 at Phila	6-7 (15)		
Sept 5	at Bkn	1-2	at NYG	4-2 at Bos	5-0 at Phila	4-2		
Sept 6	at Bkn	1-12	at NYG	2-1 (13) at Bos	0-7 at Phila	5-2		
Sept 7	at Bkn	3-4	at NYG	0-3 at Bos	2-0 at Phila	9-6		
Sept 8	at Phila	5-6	at Bos	3-9 at NYG	2-6 at Bkn	4-3 (13)		
Sept 9	at Phila	13-6	at Bos	2-6 at NYG	6-1 at Bkn	6-4 (10)		
Sept 10	at Phila	0-2	at Bos	2-3 at NYG	4-5 at Bkn	5-4 (17_)		
Sept 11	at Phila	1-2	at Bos	4-6 at NYG	4-3 at Bkn	2-3		
Sept 12								
Sept 13								
Sept 14	Cinc	2-6	at Chi	6-2 at StL	2-6 Pitt	6-2		
Sept 15	Cinc	4-3 (10)	at Chi	3-4 (10) at StL	0-1 (15) Pitt	1-0 (15)		
Sept 16	Cinc	0-7	at Chi	7-0 at StL	2-3 (10) Pitt	3-2 (10)		
Sept 17	Cinc	7-4	at Chi	4-7 at StL	1-2 Pitt	2-1		
Sept 18	at Pitt	3-0	StL	5-4 (11) Chi	0-3 at Cinc	4-5 (11)		
Sept 19	at Pitt	5-0	StL	1-5 Chi	0-5 at Cinc	5-1		
Sept 20	at Pitt	0-1	StL	1-8 Chi	1-0 at Cinc	8-1		
Sept 21	at Pitt	2-1	StL	3-4 Chi	1-2 at Cinc	4-3		
Sept 22								
Sept 23	at StL	1-2 (15)	at Pitt	2-3 Cinc	3-2 Chi	2-1 (15)		
Sept 24	at StL	1-5	at Pitt	3-2 Cinc	2-3 Chi	5-1		
Sept 25	at StL	2-1	at Pitt	2-0 Cinc	0-2 Chi	1-2		
Sept 26	at StL	7-6 (11)	at Pitt	4-5 Cinc	5-4 Chi	6-7		
Home		2-2		1-3		3-5	6-2	
Away		8-12		8-12		6-10	10-6	
Sept	24	10-14	24	9-15	24	9-15	24	16-8
Season		75-79		63-91		79-75		84-70