

**Boston dominates 1912 American League;
Wins pennant by 17 games over A's**



Speaker dominates offensive categories, excels on defense

Washington's Walter Johnson captures Cy Young award

**1912 American League Replay
Table of Contents**

<i>Table of Contents</i>	2
<i>1912 Replay introduction</i>	3-5
<i>1912 Standings</i>	6
<i>1912 American League pennant race</i>	7-14
<i>Inside the pennant race</i>	15-19
<i>Streaks and surges</i>	20
<i>American League All Star team</i>	21-22
<i>Batting leaders</i>	23-24
<i>Pitching leaders</i>	25-26
<i>Fielding errors by position</i>	27-28
<i>Team totals</i>	29
<i>Individual totals (listed by team)</i>	30-38
<i>Pinch hitting</i>	39-41
<i>Batting highlights</i>	42-47
<i>Batting notes</i>	48-51
<i>Pitcher home runs</i>	51
<i>Pitching highlights</i>	52-54
<i>Pitching notes</i>	55-58
<i>Pitchers record v. opponents</i>	59-61

1912 American League replay introduction

Rod Caborn
1118 Washington Avenue
Winter Park, Fla. 32789

My 1912 American League replay was the my first attempt at reproducing back-to-back seasons, having completed the entire 1911 season for both the American and National League in 2015-2016.

The 1912 American League replay started on a Thursday evening, **June 23, 2016 at 7:31 p.m.** with my wife, Carole Caborn, once again assuming her duties as the replay's honorary First Dice Roller. With a forceful right-handed roll, Carole rolled a 62, which resulted in a 32, a fly out to right field by New York Highlander outfielder Bert Daniels

The AL replay concluded on **Saturday, February 4 at 9:45 a.m., 2017** with Carole finishing out the season by rolling a 32, which resulted in a 26, a force play for Boston Red Sox 1b Hugh Bradley that completed a 2-1 Boston win over Philadelphia to end the 1912 American League campaign.

The 1912 AL replay took **227 days (seven months and 13 days)** to complete, ten days less than my 1911 American League replay.

The 1912 AL replay was the first half of my seventh full season replay (meaning *both* American and National League). Other full season replays I have finished include:

- 1883 (*full season American Association and National League*)
- 1906 (*full season AL and NL*)
- 1911 (*full season AL and NL*)
- 1922 (*full season AL and NL*)
- 1930 (*full season AL and NL*)

1912 American League replay background and guidelines

- The 1912 AL was a continuation of my Deadball Era replay series, which I started with the 1911 replay.
- Thirteen Hall of Famers appeared in the '12 AL replay.

The pennant-winning Boston Red Sox had two Hall of Famers in their lineup, led by CF **Tris Speaker** and RF **Harry Hooper**. Runner-up Philadelphia included four Hall of Famers: 2b **Eddie Collins**, 3b **Frank (Home Run) Baker** and pitchers **Chief Bender** and **Eddie Plank**.

Third place Cleveland included **Nap Lajoie**, who surprised with outstanding season at age 37, driving in 101 runs. Fourth-place Washington was led by 30-game winner **Walter Johnson**. The Chicago White Sox featured tireless P **Ed Walsh** and, near the end of the 1912 season, the debut of C **Ray Schalk**.

Detroit's outfield combination of CF **Ty Cobb** and RF **Sam Crawford** both had outstanding seasons, , but their offensive fireworks were not enough to offset sub-par pitching and an erratic defense. St. Louis SS **Bobby Wallace**, who was finishing out his 25-year career, played for the seventh-place Browns, but his presence failed to prop up the hapless Browns.

- The MG symbols governed the use of players, per APBA Master Game rules.

- For the first time, I used XC cards. Previously, I had created my own XB cards, but I wanted to add more realism to roster usage to the 1912 replay, so I purchased the XCs, which saved enormous time and effort, as well as providing cards that were consistent with the original 1912 set.
- Another first-time addition for me was the use of APBA's League Error factor, which was +3 for the 1912 season, which turned many hits into errors. It required some to become accustomed to using the Error Factor, but eventually become part of the rhythm of the game as I became more familiar with the tool.
- I used a 154-game schedule developed from a numerical head-to-head formula as the baseline. To speed the replay along, all teams initially played one another in home-and-away three-game series, followed by two separate rounds of home-and-away four-game series. I incorporated the rhythmic East and West rhythms into the schedule, which made it feel considerably more realistic. I did not avoid Sunday games in locations where Blue Laws prohibited Sunday baseball in those times, deferring to common sense and providing a modern touch to the schedule. Three doubleheaders were built into the schedule.

The "schedule dates" for the replay were April 11 through September 26. In real life, the AL season ended on October 6, which was 10 days after my replay final game date. As a result, I had to adjust for integration and introduction of players into lineups as the season progressed, moving trades and debuts slightly ahead of schedule to ensure sufficient playing time for players, particularly September call-ups.

- The replay was played from the 2010 version of Master Game boards. The games were played solely within APBA rules, with no roster changes or overhauls. I did not use an error randomizer.
- Trades, roster changes and player debuts were conducted on the same or approximate date as real life. This added a considerable amount of detailed planning to the replay, which also served the purposed of better acquainting me with how rosters were managed and which teams suffered injuries and how they had to adjust to injured player losses.

The information was obtained via BaseballReference.com and Web searches.

- To the extent possible, position players were limited to their real life games played, total plate appearances and at bats, using a combination of all three defining factors to govern usage.

The guideline governing the overall usage of position players was **common sense**. In some instances, this meant that position players generally had a few more at bats than real life, generally in the area of 20-30 more at bats. Some of the XC players had a few more at bats than real life (not very many), but in the end the overall results and standings were not affected by player overuse.

As a general rule, previous replays have also resulted in players reaching their real-life limits with about eight games left on the schedule, necessitating some minor lineup juggling as the season wound down.

Pitchers were restricted to the same number of starts as real life, with a couple of exceptions to accommodate the playing dates. Relief appearances were used with the same frequency as real life, differing only if there were blowout games or in-game situations (e.g. extra inning games) that demanded extended use of relievers.

For the first time in a replay, injuries had a marked effect on the usage of players. Detroit workhorse George Mullin, for example, was injured and missed x starts, requiring overusage of other starting pitchers in the Detroit lineup.

Stolen base modification

The 1912 MG symbols contained steal ratings for players that were obviously not accurate. As I was preparing for the 1912 replay, I wrote APBA's John Herson about the steal ratings and he responded that the 1912 SB ratings were developed "before the 1912 information was available on steal attempts, SB and CS." This information has been readily on basebaseball-reference.com for some time, but I give APBA the benefit of the doubt and believe the stolen base information was not totally available at the time cards were created.

In any event, using a combination of basebaseball-reference.com and Steve's ABPA Card Computer (www.compuducksports.com/cardcomp), I revised the SB ratings for every player in the replay. I believe results were considerably closer to real-life results than the ratings would have been had the original 1912 APBA card symbols been employed.

Personal notes

During the replay, in the fall of 2016, we put our condominium up for sale, seeking a one-story house in Winter Park or College Park neighborhood of Orlando and, after little action over the election and holiday period, we took it off the market, to wait for spring, 2017. My golf handicap dropped to 21.4, a full stroke better than a year ago. Friends lost include former Walt Disney World colleague Charlie Ridgway on Christmas Eve, 2106, and a week later, Busch Gardens Tampa co-worker Thom Stork, in Tampa, on Jan. 2, 2017.

During the seven months of the replay, granddaughter Kate, age finished second grade under the tutelage of Mrs. Dennis, celebrated her eighth birthday on June 8, just before the replay began, and entered third grade under Mrs. Nadelko in the fall of 2017. She improved considerably in swimming in the fall and spring semesters and, for the second straight season, was a member of the Lady Eagles soccer team. She also had a leading role in the third grade production of "Charlotte's Web."

1912 American League Final Standings and Leaders

	<i>Replay Results</i>			<i>Real Life Results</i>		
	<u>W-L</u>	<u>Pct.</u>	<u>GB</u>	<u>W-L</u>	<u>Pct.</u>	<u>GB</u>
Boston Red Sox	114-40	.740	--	105-47	.691	--
Philadelphia Athletics	97-57	.599	17	90-62	.592	16
Cleveland Naps	80-74	.519	34	75-78	.490	30 1/2
Washington Senators	74-80	.481	40	91-61	.599	14
Chicago White Sox	69-86	.442	46	78-76	.506	28
Detroit Tigers	69-86	.442	46	69-84	.451	36 1/2
St. Louis Browns	59-95	.383	55	53-101	.344	53
New York Highlanders	56-98	.364	58	50-102	.329	55

Batting leaders

Batting average	Joe Jackson, Cleve, .401
On base pct.	Joe Jackson, Cleve, .488
Slugging pct.	Tris Speaker, Boston, .595
Doubles	Frank Baker, Phila, 54
Triples	Ty Cobb, Detroit, 28
Home runs	Tris Speaker, Boston, 15
Runs batted in	Frank Baker, Phila, 142
Base hits	Tris Speaker, Boston, 252
Bases on balls	Donie Bush, Detroit, 127
Bases on balls	Donie Bush, Detroit, 98
Runs scored	Tris Speaker, Boston, 146
Stolen bases	Clyde Milan, Washington, 97

Pitching leaders

Earned run average	Walter Johnson, Washington, 1.00
Wins	Walter Johnson, Wash, 30 (tie)
	Joe Wood, Boston, 30 (tie)
Won-lost pct.	Hugh Bedient, Boston, 23-2, .920
Shutouts	Walter Johnson, Wash 15
Strikeouts	Joe Wood, Boston, 251
Innings pitched	Ed Walsh, Chicago, 363.7
Complete games	Walter Johnson, Wash., 33
Saves	Ed Walsh, Chicago, 7

Most Valuable Player Tris Speaker, Boston

Cy Young Award Walter Johnson, Washington

Reliever Award Ed Walsh, Chicago

***Boston great August-September run leaves Philadelphia far behind;
Red Sox win 1912 American League title with 114-40 record, 17 games ahead of A's***

The Boston Red Sox charged to a sparkling 43-10 record over the final two months of the 1912 American League pennant race, breaking open a spirited duel with defending AL champion Philadelphia, to run away away with the AL title by 17 games over the second-place Athletics.

The pennant race was strictly a two-team with Boston and Philadelphia both starting the season quickly and running away from the rest of the league.

A's and Boston battle for first two-thirds of season before Red Sox dash to finish.

For the first two-thirds of the 1912 campaign, Philadelphia and Boston both maintained a furious pace, both taking turns in the lead, before Boston caught fire in August and outdistanced the A's, who faded over the final two months.

The Red Sox took the AL lead on April 22 and led through May 25, when the A's pushed over two runs in the eighth to beat Cleveland 5-4, to catch Boston, who lost a 12-inning game to Detroit's Jean Dubuc, who beat Red Sox ace Joe Wood 4-3

On Memorial Day (May 31), Philadelphia swept a doubleheader from the slumping New York Highlanders and then held on to narrow lead over the Red Sox through July 2. The Red Sox caught up with the A's on July 3, when righthander **Joe Wood** held off Detroit 4-3 while Cleveland's **Joe Jackson** went 5-5 and drove in four runs as Cleveland pounded A's righthander **Byron Houck** 12-6, dropping Philadelphia into a tie for the lead.

On July 4, the Red Sox took over first place, sweeping a twin bill from Detroit, winning the opener 3-2 behind **Ray Collins** and holding off a furious Tiger comeback to hang on for a 10-8 win in the nightcap. Philadelphia, meanwhile, split with Cleveland, beating the Naps 8-1 behind **Eddie Plank** in the opener, but losing to Cleveland's **Vean Gregg** 7-4 in the second game, dropping them one game behind Boston.

The next day, July 5, Boston lost to Detroit's **Ed Willet** 5-4 while Philadelphia's **Jack Coombs** throttled Cleveland 11-1 on three hits, behind a 16-hit attack led by 1b **Stuffy McInnis**, who went 4-5 and drove in four runs. Boston's loss and the A's win deadlocked both teams at 54-24, eleven games ahead of Cleveland and far out in front of the rest of the AL.

Remarkably, Boston and Philadelphia maintained virtually identical records for the next 10 days, until the Red Sox finally blinked on July 15, dropping a 3-2, 10-inning contest to the seventh-place St. Louis Browns, while the A's **Cy Morgan** fired a two-hit shutout at the run-starved Chicago White Sox to eke out a 1-0 win over **Eddie Cicotte**, who had just been acquired from Boston

The Athletics clung to the lead for the next three games until Boston again caught them on July 19 as **Ray Collins** eased past Detroit 10-3 with SS **Heinie Wagner** going 4-4 and **Tris Speaker** driving in a pair of runs. The Athletics, meanwhile, suffered through a Cleveland 10-run inning while getting thumped by the Naps 15-3. The two Eastern rivals then drifted in and out of a tie for first through the end of July.

On August 1, Boston took command for good.

Red Sox righty **Charlie (Sea Lion) Hall** threw a seven-hitter and slammed a home run to beat Washington 3-1 while Philadelphia lost to the last place New York Highlanders, losing 5-4 after the New Yorkers scored three runs in the final two innings, the final run in the ninth inning off **Boardwalk Brown**, on in relief for the A's.

The Red Sox then began a remarkable stretch run that carried them to the American League pennant, sprinting to a remarkable 45-12 finish that lifted them to the 1912 AL crown by a 17-game margin.

After moving atop the standings on August 1, and facing a 24-game road trip, the Red Sox, in their most important series of the season, headed to Philadelphia's Shibe Park for what turned out to be a showdown series August 2-4. **The Red Sox won three of four (summarized below) to increase their one-game lead to a three-game lead**, the biggest lead the BoSox had enjoyed since May 5.

- **Game 1-Boston 4, Philadelphia 0:** Boston's Hugh Bedient blanked the A's 8-0 as Tris Speaker hit a three-run HR and 1b Jake Stahl also homered.
- **Game 2-Boston 10, Philadelphia 2:** Red Sox lefty Ray Collins held the Athletics to five hits while SS Steve Yerkes drove in three runs and C Bill Carrigan hit a two-run single
- **Game 3-Philadelphia 2, Boston 1:** The A's Chief Bender won a tight battle to beat Joe Wood 2-1. Philadelphia's 3b Frank Baker drove in both Athletic runs.
- **Game 4-Boston 11, Philadelphia 1:** Boston's Buck O'Brien limited the A's to four hits and hit a two-run single while Yerkes notched second three-RBI game of the series.

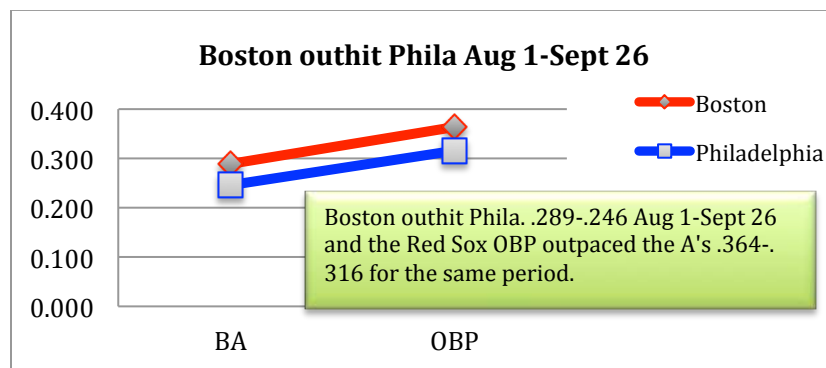
After moving to New York, the BoSox won three of four. Boston then headed West, but lost two of their first three games at Chicago before rebounding to capture the final game, and a series split as Joe Wood threw a 7-1 six-hitter shut down the White Sox. **The Red Sox then reeled off eight straight wins**, sweeping St. Louis and Detroit, opening up a five-game lead over Philadelphia.

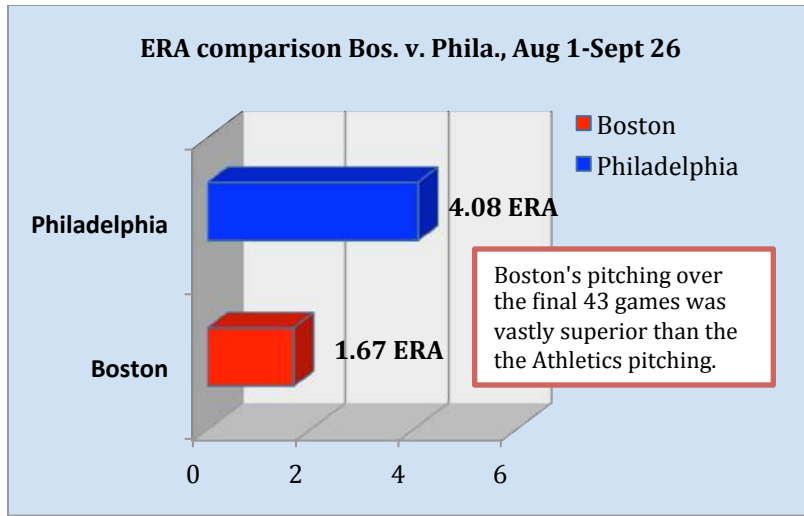
Cleveland's **Jim Baskette** ended the Red Sox win streak at nine games on August 24 with a 4-0, five-hitter, **but Boston snapped back to win their next eight in a row** before St. Louis lefty **Carl Weiland** surprised them with a 3-0 three-hitter in the opener of a Labor Day doubleheader at Fenway Park on September 3.

The sizzling August 1 to Labor Day stretch drive gave the Red Sox Red Sox 17 wins in 18 games, vaulting them from a tie for first place to a 10-game lead over the A's, putting an end to the 1912 AL pennant chase.

The Red Sox continued to pour it on, winning sixteen of their final 20 games to finish at 114-40, seventeen games ahead of the A's, who wound up with a respectable 97-57 record. **From July 31, when the Red Sox and A's had both been deadlocked at 71-30, the Red Sox went 43-10 while Philadelphia faded, going 26-27, a remarkable final two months that left the A's in the dust.**

The charts below illustrated by just how wide a margin Boston outhit and pitched the A's over the final two months of the season (43 games).





In summary, Boston and Philadelphia were both in a completely different class than the rest of the American League. The six other teams were really never in the pennant race and by July 4, the pennant race was a two-team affair the rest of the way.

Cleveland finished in third place, followed by Washington, led by the peerless Walter Johnson, who was 30-9, 1.00, despite an anemic offense.

Detroit and Chicago both suffered disappointing seasons and tied for sixth place. The Tigers weak pitching staff held them back while the Detroit offense, other than Ty Cobb and Sam Crawford and bases on balls leader Donie Bush, did not perform as well in 1912. The White Sox labored to score runs and had to rally in September to catch Detroit for fifth place.

St. Louis vacated the cellar in 1912, finishing seventh, but had to battle to keep ahead of the injury-plagued New York Highlanders, who could not overcome a breakdown in the effectiveness of their pitching staff and an ever-shifting lineup. A 19-game June losing streak doomed New York, but the Highlanders fought back to surprisingly enjoy winning months in July and August and even climbing out of the cellar for a short time in late August before falling back in September to end up in last place.

Team by team recap

First place: **Boston Red Sox, 114-40, .740, +17 games**

The Red Sox relied on great pitching, the best defense in the league and an MVP season by CF Tris Speaker to win the 1912 American League pennant.



Boston RF **Harry Hooper**, hit 253, scored 109 runs, threw out 10 baserunners.

The duo of righthander **Joe Wood** (30-6, 1.21, 12 shutouts, 220 strikeouts) and rookie **Hugh Bedient** (23-2, 1.87, 150 strikeouts) were superb while lefty **Ray Collins** (19-5, 2.56) and right **Buck O'Brien** (19-12, 2.91) just missed giving Boston four 20-game winners on one staff. **Charlie (Sea Lion) Hall** was 13-8, 2.54 and served capably as both a starter and part-time reliever. Wood narrowly lost the Cy Young award to Washington's Walter Johnson.

The Red Sox offense was the best in the AL, leading the league in batting average (.290), OBP (.366), and slugging (.399), runs scored (899), doubles (578), home runs (45) and bases on balls (641).

MVP CF Tris Speaker enjoyed a spectacular season (.399, .475 OBP, league leading 15 HR and league-leading 252 hits, runner-up in RBIs with 132). Defensively, Speaker was even better, making only one error, that coming in the Red Sox final series of the year.

LF Duffy Lewis (.313, .371 OBP) took advantage of Speaker's on-base presence and drove in 124 runs while **3b Larry Gardner**, hitting behind both Speaker and Lewis, drove in 110 runs while hitting .314. **RF and leadoff man Harry Hooper** scored 109 runs and, along with Lewis and Speaker, was brilliant on defense.

Boston's outfield of Lewis, Speaker, and Hooper, combined, threw out 29 opposition baserunners. **The Boston defense was also a huge factor in their success**, leading the league with the fewest errors (158, forty-three errors less than second place Philadelphia).

Second place: Philadelphia Athletics, 97-57, .630, - 17 games

The defending AL champs fell into second place, but their 97-57 record would have been good enough to win most pennant races. From August 1 until the end of the season, the A's fell below .500 at 26-27 and simply could not keep pace with the surging Red Sox.

The A's pitching was not as deep as Boston's, centering around outstanding lefty **Eddie Plank** (25-5, 1.85, six shutouts), dependable righthander **Jack Coombs** (23-10, 3.02), and **Chief Bender** (14-3, 2.44). The fourth and fifth starters, **Boardwalk Brown** (12-10, 3.59) and **Byron Houck** 9-13, 3.91) simply could not match their Red Sox counterparts.

3b Frank (Home Run) Baker (.374, .423 OBP, 54 doubles, 21 triples, 12 HR) fell short by three homers from winning the HR crown, but his 142 RBIs were the most in the league. **2b Eddie Collins** (.337, .434 OBP, 106 walks, 62 SB) and 1b **Stuffy McInnis** (.343, .399 OBP) both had outstanding campaigns and were superb on defense.

The A's suffered from the loss of **OF Danny Murphy** (.309, .373, 38 RBI) on June 4 (broken kneecap) and **LF Amos Strunk** (.282, .389) was not able to overcome Murphy's loss. The outfield at the end of the season included Strunk, **Harl Maggert** (.263), **Eddie Murphy** (.291) and **Jimmy Walsh** (.232), with **Rube Oldring** (.301) traded away late in the season for the younger Eddie Murphy and Walsh.

Third place: Cleveland Naps 80-74, .552, -16 games

The Naps were the only American League team besides Boston and Philadelphia to post a winning record in the 1912 replay. The Naps had solid, if not entirely satisfying year, but they could only take satisfaction in being the best of the six teams that were never in the pennant race.

The Naps drifted along around the .500 mark all season long, as reflected at their place in the standings at the traditional pennant race benchmarks:

- At Memorial Day, Cleveland's 23-21 record found them eight games behind league-leading Philadelphia.
- On July 4, the Naps record had improved to nine games over .500 at 43-34, but they had fallen 11 games behind league leader Boston.
- On September 4, Cleveland was seven games over .500 at 69-62, but 27 games behind the streaking Red Sox.
- On September 24, season's end, the Naps finished 80-74, comfortably ensconced in third place, 34 games out of first, 17 games behind runner-up Philadelphia and six games ahead of fourth-place Washington.

RF-CF Joe Jackson had an outstanding season for Cleveland, hitting .401 to lead the American League with a .401 batting average and a .488 on-base percentage. Jackson was the driving force in

the Cleveland offense, driving in 103 runs, piling up 241 hits, including 42 doubles, 22 triples and scoring 143 runs, while stealing 40 bases and leading the league in hit by pitches 30 times.

Old-time **Napoleon Lajoie** surprised by hitting .361, fifth in the league, and compiling a .402 OBP while driving in 101 runs.

Beyond Jackson and Lajoie, however, the offense was lacking. 3b Terry Turner, a defensive whiz, hit .289 but his 14 extra-base hits only resulted in 32 RBIs. **1b Art Griggs** (.323, 60 RBI) hit well over the final two months of 1912. **LF Buddy Ryan**, a part-time leadoff man, hit .272 and part-time **1b Doc Johnston** (.323, 33 RBI) was effective, but not particularly productive in terms of getting runs home.

On the hill, lefty **Vean Gregg** (22-12, 2.95, 204 strikeouts) was once again the Naps ace. Righty **Fred Blanding** (16-15, 2.89) was effective, but the remaining starters were not. **George Kahler** (13-15, 4.00) and **Bill Steen** (9-8, 5.13) were frequently hit hard. **Jim Baskette** performed capably as a part-time starter and long reliever (9-6, 3.74, 2 saves), but lefty **Willie Mitchell** (4-10, 3.68, 3 saves) was somewhat of a disappointment.

Fourth place: **Washington Senators, 74-80, .481, -40 games**


The Senators looked like they might have something going as late as Memorial Day, when they entered the summer at 22-22, only a game out of third place and nine games behind Philadelphia. From that point on, the Nationals went into a slow downward spiral, going 52-58 the remainder of the season and fighting their way to a 15-10 record in September to outdistance the slumping Tigers and White Sox for fourth place.

Walter Johnson was spectacular for Washington, winning the Cy Young award with a 30-9 record and miniscule 1.00 ERA, backed up by 15 shutouts and 251 strikeouts. Johnson's record could have been even better had the Senators been able to provide more offense. His nine losses included six one-run losses and only three losses by two runs. Altogether, the Nats only scored 13 runs in Johnson's nine defeats.

Durable **Bob Groom** had an outstanding 20-19 season. After Johnson and Groom, however, there was little to cheer about. Erratic **Tom Hughes** (101-5, 3.34) and **Carl Cashion** (8-10) had some good moments, but were often hit very hard all too frequently.

Offensively, the Senators often struggled to push runs over the plate to support Johnson and Groom, as reflected by their weak .312 OBP as a team. The Senators were shut out 12 times and were a league-worst in one-run games at 19-28.

CF Clyde Milan (.329, league-leading 97 SB, 74 RBI), May acquisition **1b Chick Gandil** (.308, 88 RBI), and diminutive **3b Eddie Foster** (.277, 77 RBI, 28 doubles and a surprising 6 HR) were the only hitters of any note for the Senators.



Washington's **Bob Groom** went 20-19, 2.30 with 185 strikeouts and six shutouts.

Fifth place (tie): **Chicago White Sox, 68-86, .442, -46 games** (tie with Detroit)

The run-starved White Sox were a huge disappointment, spending most of the season in seventh place before finally getting together to go 27-24 over the final third of the season to catch Detroit for fifth place. The Pale House had a hard time scoring runs, ranking seventh in team batting (.251) with a weak .323 slugging percentage. Only tail-enders St. Louis and New York scored fewer runs.

RF-1b Shano Collins (.320, 187 hits, 86 RBI) and **2b Morrie Rath** was third in BB with 96 walks were the only two reliable batters for Chicago. **RF Ping Bodie** (.272, 72 RBI) was primarily a singles hitter and **3b Harry Lord** (.246, 64 RBI) led league batters in strikeouts (80) and committed 38 errors. Late season call-up **1b Babe Barton** hit .350, but played only 30 games.

Only two pitchers for Chicago had a winning record, on a pitching staff that felt like a one-man gang: **Ed Walsh**. The hard-working righty led the league in appearances (58), starts (41), relief appearances (17) and saves (7). The net result: a 22-24 record, 2.77, 233 strikeouts while shouldering a tremendous load. Walsh suffered 24 losses to lead the league by a wide margin, but the losing record did not necessarily reflect a poor performance. The White Sox only scored 2 or less runs in 13 of Walsh's 24 setbacks.

Doc White (10-8, 4.04) was just better than average and **Joe Benz** (12-17, 3.61) struggled over the first two-thirds of the season. **Eddie Cicotte** (6-12, 4.03) showed promise after being acquired from Boston in mid-season.

Fifth place (tie): Detroit Tigers, 68-86, .442, -46 games (tie with Chicago)

The Tigers were almost a carbon copy of 1911: an offense built around **Ty Cobb**, **Sam Crawford**, and the ability of SS **Donie Bush** to get on base ahead of the two sluggers. Beyond the top of the order, there was not much help with **2b-LF Jim Delahanty** (.259, 35 RBI, only seven extra base hits) eventually playing himself out of the starting lineup and a weak-hitting cast that struggled to back up Cobb and Crawford.

Cobb had an outstanding season (.391, .456 OBP, 27 doubles, 28 triples, 115 RBI, 71 BB, 45 SB) and so did Crawford (.301, 129 RBI, 20 SB), but Crawford's power output slipped considerably from the previous season.

The Tigers pitching was problematical. Detroit's team 4.51 ERA was the worst in the league.



RHP **Jean Dubuc**, Detroit,
18-13, 2.92

Newcomer Jean **Dubuc** (18-13, 2.92) was a pleasant surprise, but stalwarts **Ed Willett** (16-15, 3.54) and **George Mullin**, who missed nearly a month after being struck by a line drive (11-14, 3.92) were often pounded early by opposing batters. **Joe Lake**, acquired in mid-season from the Browns, got off to a good start with the Tigers, but slumped to 8-8, 4.37 by season's end. **Bill Donavon**, a standout in 1911, was injured most of the year and appeared in only three games.

The same defensive problems that plagued Detroit in 1911 continued in 1912, with the defense making 229 errors, leading to 153 unearned runs. **Oscar Stanage** (.261, 45 RBI, only 15 extra base hits) making 33 errors, followed by **2b Baldy Louden**, who made 25 miscues.

Seventh place: St. Louis Browns, 59-95, .383, -55 games

The Browns peaked on Opening Day, when righty **Jack Powell** (left) opened the season by no-hitting Detroit 5-0. Powell's no-hitter must have inspired the Browns, who went 4-3 to finish the first week of 1912 in second place.

The Browns, however, quickly reverted to form, losing four in a row and settling into seventh place through August 24, when things got even worse when cellar-dweller New York caught the Browns and dropped them into last place until September 9, when the Browns then took three of four from New York in over the next four games to regain seventh place, followed by winning three of four from Detroit, to ensure they would not fall back into the cellar.


The Browns offense was erratic and the team finished last in batting at .242 with a sub-par .302 OPB.

A pair of part-time outfielders, **Pete Compton** (.325, 33 RBI) and **Gus Williams** (.321, .389 OBP, 43 RBI) provided some mid-season strength at the plate, but were defensive liabilities. **OF-2b Frank LaPorte** (.338, .384 OBP, *both figures with St. Louis*) was traded to offensively-started Washington in mid-season, and the Browns never really were able to replace LaPorte's bat. Newcomer **2b Del Pratt** (.256, 66), who replaced LaPorte as the season unfolded was a surprise for the Browns.

The Browns defense was the worst in the league, committing a league-worst 237 errors.

Powell (*right*), who opened the season with the no-hitter and followed up with a two-hitter to beat Chicago 5-1, fell apart in mid-campaign, losing nine in a row June 3-August 18, and finished 7-13, 4.29.

Lefty **Earl Hamilton** (10-14, 2.26) pitched very well at times and righties **George Baumgardner** (9-16, 3.75) and **Mack Allison** (11-12, 4.19) both periodically delivered, but their good performances were too infrequent.



St. Louis RHP Jack Powell threw an Opening Day no-hitter against the White Sox, but faded as the season progressed, finishing 7-13.

Eighth place: **New York Highlanders, 56-98, .364, 58**

New York fell into last place in 1912, but turned out to be one of the more fascinating teams in the replay.

The Highlanders suffered seven major injuries in the campaign, the biggest loss being LF Birdie Cree, who was hit by a pitch on June 29, ending his season after 50 games.

The Highlanders got off to a terrible start, losing seven of their first nine games to quickly drop into last place. Between extensive lineup shuffling, with players coming and going and being moved from position to position, the Highlanders never were able to gain any traction and by June 8 had played themselves out of the pennant race with a 17-35 record.

Then things got even worse. The Highlanders went on a 19-game losing streak starting June 9, being outscored 145-46 during the streak. With a dismal 17-54 record on June 29, things were not exactly looking up for the cellar-dwelling New Yorkers. Along the way, the Highlanders moved players around, as well as cut and acquired players, but nothing worked.

On June 30, after snapping the 19-game losing streak behind **Jack Warhop**, who blanked Cleveland 4-0, New York then lost their next four in a row, looking like yet another extended losing streak was unfolding. Then, somehow, the Highlanders got it together and went 16-9 the rest of July and carried the momentum over to August, going 16-12 for the month....and, on Aug. 24, climbing out of the cellar!

The Highlanders feel-good turnaround ended on August 31, when they launched into a five-game losing streak that, after a couple of wins, begat yet another five-game losing streak, returning them to last place. The Highlanders bid to escape the cellar was over and the team limped home with a 3-9 record over their last 12 games.

The rebound after the 19-game losing streak, however, added some surprisingly unexpected sidebar interest to the replay that was fun to play out.

The Highlanders had no real batting standouts. Leadoff man LF **Bert Daniels** (.290, 52 RBI) was the Highlanders more reliable hitter. Versatile IF-OF **Roy Hartzell** (.278, 62 RBIs) was productive at

times. Late season acquisition Jack Lelivelt (.360, 20 RBI, 3 HR in 28 games) added some spark to the offense, but could not field. 1b **Hal Chase** (.250, 55 RBI) was a disappointment.



New York's Jack Warhop (13-13, .255) managed to record a .500 record with the last place Highlanders.


Righthander **Jack Warhop** (13-13, 2.55) persevered all season long, going so far as to notch a seven-game win streak in the midst of all the losing (*Warhop lost five in a row after the win streak concluded*).

Workhorse **Russ Ford** (14-20, 3.40) started out 3-13, but won eleven of his final 20 decisions, including a four-game win streak from Aug. 8-27. **George McConnell** (6-13, 3.42) was effective in a few games. Ray Caldwell (6-19, 5.27) was terrible.

The Highlanders ranked fifth in batting at .259, but their 4.48 team ERA, seventh in the league, in a year when pitching dominated, sealed their fate and put them in the cellar. But they were, indeed, an interesting last place team.



Detroit's **Ty Cobb** hit .390, but fading down the stretch in a tight race for the 1912 AL batting title.



Chicago's **Shano Collins** played 1b and RF and was one of the few White Sox that generated much offense, hitting .320 and driving in 86 runs.



Washington's **Clyde Milan** stole 97 bases as the Senators tried to overcome a lack of hitting with speed and aggressive baserunning.

1912 American League Replay Inside the Pennant Race

	<i>Replay Results</i>			<i>Real Life Results</i>			
	<u>W-L</u>	<u>Pct.</u>	<u>GB</u>		<u>W-L</u>	<u>Pct.</u>	<u>GB</u>
Boston Red Sox	114-40	.740	--	Boston Red Sox	105-47	.691	--
Philadelphia Athletics	97-57	.599	17	Washington Senators	91-61	.599	14
Cleveland Naps	80-74	.519	34	Philadelphia Athletics	90-62	.592	16
Washington Senators	74-80	.481	40	Chicago White Sox	78-76	.506	28
Chicago White Sox	68-86	.441	46	Cleveland Naps	75-78	.490	30 ½
Detroit Tigers	68-86	.441	46	Detroit Tigers	69-84	.451	36 ½
St. Louis Browns	59-95	.383	55	St. Louis Browns	53-101	.344	53
New York Highlanders	56-98	.364	58	New York Highlanders	50-102	.329	55

Team v. Team Results

	<u>Bos</u>	<u>Phila</u>	<u>Cleve</u>	<u>Wash</u>	<u>Chi</u>	<u>Det</u>	<u>StL</u>	<u>NY</u>	<u>Wins</u>
Boston	-	11	18	16	16	17	17	19	114
Philadelphia	11	-	14	14	14	11	17	16	97
Cleveland	4	8	-	14	12	11	17	14	80
Washington	6	8	8	-	14	13	12	13	74
Chicago	6	8	10	8	-	12	12	12	68
Detroit	5	11	11	9	10	-	9	13	68
St. Louis	5	5	5	10	10	13	-	11	59
New York	<u>3</u>	<u>6</u>	<u>8</u>	<u>9</u>	<u>10</u>	<u>9</u>	<u>11</u>	-	<u>56</u>
Losses	40	57	74	74	86	86	95	98	616

Read across for wins, down for losses

<u>East v East</u>	<u>W-L</u>	<u>Pct.</u>	<u>GB</u>	<u>East v West</u>	<u>W-L</u>	<u>Pct.</u>	<u>GB</u>
Boston	46-20	.697	--	Boston	68-20	.727	--
Philadelphia	41-25	.621	5	Philadelphia	56-32	.636	12
Washington	27-39	.409	19	Washington	47-41	.534	21
New York	18-48	.375	28	New York	38-50	.423	30
Total	132-132	.500	-	Total	209-143	.594	-

<u>West v West</u>	<u>W-L</u>	<u>Pct.</u>	<u>GB</u>	<u>West v East</u>	<u>W-L</u>	<u>Pct.</u>	<u>GB</u>
Cleveland	40-26	.773	--	Cleveland	40-48	.455	--
Chicago	34-32	.515	6	Detroit	38-50	.432	2
Detroit	30-36	.455	10	Chicago	34-54	.386	6
St. Louis	28-38	.424	12	St. Louis	31-58	.353	10
Total	132-132	.500	-	Total	143-209	.406	-

1912 AL Pennant Race month by month

Standings thru April 30

<u>April</u>	<u>W-L</u>	<u>Pct.</u>	<u>GB</u>	<u>Cumulative</u>	<u>W-L</u>	<u>Pct.</u>	<u>GB</u>
Boston	12-5	.706	-	Boston	12-5	.706	-
Chicago	10-7	.588	2	Chicago	10-7	.588	2
Philadelphia	10-7	.588	2	Philadelphia	10-7	.588	2
Cleveland	9-8	.529	3	Cleveland	9-8	.529	3
St. Louis	8-9	.471	4	St. Louis	8-9	.471	4
Detroit	7-10	.412	5	Detroit	7-10	.412	5
Washington	7-10	.412	5	Washington	7-10	.412	5
New York	5-12	.294	7	New York	5-12	.294	7

Standings thru May 31

<u>May</u>	<u>W-L</u>	<u>Pct.</u>	<u>GB</u>	<u>Cumulative</u>	<u>W-L</u>	<u>Pct.</u>	<u>GB</u>
Philadelphia	21-6	.778	-	Philadelphia	31-13	.705	-
Boston	30-14	.667	1	Boston	30-14	.682	1
Washington	15-12	.556	6	Cleveland	23-21	.523	8
Cleveland	14-13	.519	7	Washington	22-22	.500	9
Detroit	13-14	.481	8	Detroit	20-24	.455	11
St. Louis	11-16	.333	10	St. Louis	19-25	.432	12
New York	9-18	.333	12	Chicago	17-27	.386	14
Chicago	7-20	.259	14	New York	14-30	.318	17

Standings thru June 30

<u>June</u>	<u>W-L</u>	<u>Pct.</u>	<u>GB</u>	<u>Cumulative</u>	<u>W-L</u>	<u>Pct.</u>	<u>GB</u>
Detroit	21-7	.750	-	Philadelphia	51-21	.708	-
Boston	20-8	.714	1	Boston	50-22	.694	1
Philadelphia	20-8	.714	1	Detroit	41-31	.569	10
Cleveland	16-12	.571	5	Cleveland	39-33	.542	12
Chicago	11-17	.393	10	Washington	33-39	.458	18
Washington	11-17	.393	10	Chicago	28-44	.389	23
St. Louis	9-19	.321	12	St. Louis	28-44	.389	23
New York	4-24	.143	17	New York	18-54	.250	33

Standings thru July 31

<u>July</u>	<u>W-L</u>	<u>Pct.</u>	<u>GB</u>	<u>Cumulative</u>	<u>W-L</u>	<u>Pct.</u>	<u>GB</u>
Boston	21-8	.724	-	Boston	71-30	.703	-
Philadelphia	13-5	.722	1	Philadelphia	71-30	.703	-
New York	16-13	.552	5	Cleveland	51-50	.505	20
Washington	16-13	.552	5	Detroit	49-52	.485	22
Cleveland	12-17	.414	9	Washington	49-52	.485	22
St. Louis	12-17	.414	9	St. Louis	40-61	.396	31
Chicago	11-18	.379	10	Chicago	39-62	.386	32
Detroit	8-21	.276	13	New York	34-67	.337	37

Standings thru August 31

<u>August</u>	<u>W-L</u>	<u>Pct.</u>	<u>GB</u>	<u>Cumulative</u>	<u>W-L</u>	<u>Pct.</u>	<u>GB</u>
Boston	23-5	.821	-	Boston	94-35	.729	-
Cleveland	16-12	.571	7	Philadelphia	85-44	.659	9
New York	16-12	.571	7	Cleveland	67-62	.519	27
Philadelphia	14-14	.500	9	Detroit	60-69	.465	34
Chicago	13-15	.464	10	Washington	59-70	.457	35
Detroit	11-17	.393	12	Chicago	52-77	.403	42
Washington	10-18	.357	13	New York	50-79	.388	55
St. Louis	9-19	.321	14	St. Louis	49-80	.364	58

Standings thru September 26 (Final)

<u>September</u>	<u>W-L</u>	<u>Pct.</u>	<u>GB</u>	<u>Cumulative Final</u>	<u>W-L</u>	<u>Pct.</u>	<u>GB</u>
Boston	20-5	.800	-	Boston	114-40	.740	--
Chicago	16-9	.640	4	Philadelphia	97-57	.630	17
Washington	15-10	.600	5	Cleveland	80-74	.519	34
Cleveland	13-12	.520	7	Washington	74-80	.481	40
Philadelphia	12-13	.480	8	Chicago	68-86	.442	46
St. Louis	10-15	.400	10	Detroit	68-86	.442	46
Detroit	8-17	.320	12	St. Louis	59-95	.383	55
New York	6-19	.240	14	New York	56-98	.364	58

Team records Month by Month

Boston Red Sox							GB
<u>Month by month</u>	<u>W-L</u>	<u>Pct.</u>	<u>Cumulative</u>	<u>W-L</u>	<u>Pct.</u>	<u>Cumulative</u>	<u>Cumulative</u>
April	12-5	.706	April	12-5	.706	+2	
May	18-9	.667	May	30-14	.682	-1	
June	20-8	.714	June	51-21	.708	+1	
July	21-8	.724	July	71-30	.703	(tie) -	
August	23-5	.821	August	94-35	.729	+9	
September	20-5	.800	September	114-40	.740	+17	
Total	114-40	.740					

Philadelphia Athletics							GB
<u>Month by month</u>	<u>W-L</u>	<u>Pct.</u>	<u>Cumulative</u>	<u>W-L</u>	<u>Pct.</u>	<u>Cumulative</u>	<u>Cumulative</u>
April	10-7	.588	April	10-7	.588	-2	
May	21-6	.778	May	31-13	.705	+1	
June	20-8	.714	June	49-25	.662	+4	
July	20-9	.690	July	69-33	.676	+4	
August	14-14	.500	August	85-44	.659	-9	
September	12-13	.480	September	97-57	.630	-17	
Total	97-57	.630					

Cleveland Naps							GB
<u>Month by month</u>	<u>W-L</u>	<u>Pct.</u>	<u>Cumulative</u>	<u>W-L</u>	<u>Pct.</u>	<u>Cumulative</u>	<u>Cumulative</u>
April	9-8	.529	April	9-8	.529	-3	
May	14-13	.519	May	23-21	.523	-8	
June	16-12	.571	June	39-33	.542	-12	
July	12-17	.414	July	51-50	.505	-20	
August	16-12	.571	August	67-62	.519	-27	
September	13-12	.520	September	80-74	.519	-34	
Total	80-74	.519					

*Team records Month by Month, continued***Washington Senators**

			GB			
<u>Month by month</u>	<u>W-L</u>	<u>Pct.</u>	<u>Cumulative</u>	<u>W-L</u>	<u>Pct.</u>	<u>Cumulative</u>
April	7-10	.412	April	7-10	.412	-5
May	15-12	.556	May	22-22	.500	-9
June	11-17	.393	June	33-39	.458	-18
July	16-13	.552	July	49-52	.485	-22
August	10-18	.357	August	59-70	.457	-35
September	15-10	.600	September	74-80	.481	-40
Total	74-80	.481				

Chicago White Sox

			GB			
<u>Month by month</u>	<u>W-L</u>	<u>Pct.</u>	<u>Cumulative</u>	<u>W-L</u>	<u>Pct.</u>	<u>Cumulative</u>
April	10-7	.588	April	10-7	.588	-2
May	7-20	.259	May	17-27	.386	-14
June	11-17	.393	June	28-44	.389	-23
July	11-18	.379	July	39-62	.386	-32
August	13-15	.464	August	52-77	.403	-42
September	16-9	.640	September	68-86	.442	-46
Total	68-86	.442				

Detroit Tigers

			GB			
<u>Month by month</u>	<u>W-L</u>	<u>Pct.</u>	<u>Cumulative</u>	<u>W-L</u>	<u>Pct.</u>	<u>Cumulative</u>
April	8-9	.471	April	7-10	.412	-5
May	11-16	.407	May	20-24	.455	-11
June	9-19	.321	June	41-31	.569	-10
July	12-17	.414	Detroit	49-52	.485	-22
August	9-19	.321	August	60-69	.465	-34
September	10-15	.400	September	68-86	.442	-46
Total	59-95	.383				

St. Louis Browns

			GB			
<u>Month by month</u>	<u>W-L</u>	<u>Pct.</u>	<u>Cumulative</u>	<u>W-L</u>	<u>Pct.</u>	<u>Cumulative</u>
April	13-5	.722	April	8-9	.471	-4
May	19-9	.678	May	19-25	.432	-12
June	17-11	.607	June	28-44	.389	-23
July	20-8	.714	July	40-61	.396	-31
August	15-13	.536	August	79-81	.380	-45
September	17-7	.708	September	59-95	.383	-55
Total	101-53	.656				

New York Highlanders

			GB			
<u>Month by month</u>	<u>W-L</u>	<u>Pct.</u>	<u>Cumulative</u>	<u>W-L</u>	<u>Pct.</u>	<u>Cumulative</u>
April	13-5	.722	April	5-12	.244	-7
May	19-9	.678	May	14-30	.318	-17
June	17-11	.607	June	18-54	.25	-33
July	20-8	.714	July	34-67	.337	-37
August	15-13	.536	August	50-79	.388	-44
September	17-7	.708	September	56-98	.364	-58
Total	101-53	.656				

Home	<u>W-L</u>	<u>Pct.</u>	Away	<u>W-L</u>	<u>Pct.</u>
Boston	60-17	.779	Boston	54-23	.701
Philadelphia	51-26	.662	Philadelphia	46-31	.597
Cleveland	42-35	.545	Cleveland	38-39	.494
Washington	38-39	.494	Washington	37-40	.481
Chicago	35-42	.455	Detroit	34-43	.442
Detroit	34-43	.442	Chicago	32-45	.416
St. Louis	34-43	.442	St. Louis	30-47	.390
New York	27-50	.351	New York	29-48	.377

Extra Inning games

	W-L	Pct.
Chicago	11-5	.688
Boston	7-4	.636
Philadelphia	11-7	.611
New York	8-6	.571
St. Louis	9-11	.450
Cleveland	6-8	.429
Detroit	5-7	.417
Washington	3-12	.200

One-run games

	W-L	Pct.
Boston	28-19	.596
Philadelphia	32-23	.582
New York	18-17	.514
Chicago	29-28	.509
Cleveland	21-23	.477
Detroit	21-23	.477
St. Louis	19-26	.422
Washington	19-28	.404

1-0 games

	W-L	Pct.
Boston	3-0	1.000
New York	1-0	1.000
Philadelphia	2-1	.667
Washington	1-1	.500
Chicago	1-2	.333
St. Louis	1-3	.250
Detroit	0-0	.000
Cleveland	0-2	.000

Shutout losses

St. Louis	17
Detroit	16
Cleveland	15
New York	15
Philadelphia	12
Washington	12
Chicago	10
Boston	5

Most runs in game

Date	Score
July 7	Philadelphia 26, Detroit 0
April 19	Boston 21, New York 0
May 8	Cleveland 21, St. Louis 2
July 21	Washington 21, Detroit 5
June 29	Boston 19, St. Louis 4
July 6	Washington 18, Chicago 3
Sept 7	Chicago 18, New York 0
June 3	New York 17, Washington 2
June 21	Boston 17, Philadelphia 14
July 30	Philadelphia 17, New York 2
July 31	Philadelphia 17, New York 1
Sept 17	Philadelphia 17, Detroit 1
May 16	St. Louis 16, New York 0
June 30	Boston 16, St. Louis 1
August 22	Boston 16, Detroit 1

Longest games

Date	Score	Innings
May 15	New York 4, St. Louis 2	19
July 29	St. Louis 9, Detroit 8	18
Sept 9	New York 3, St. Louis 1	16
July 17	Washington 2, Chicago 0	15
May 10	Boston 4, Detroit 3	14
July 6	Philadelphia 4, Detroit 3	14
July 19	Washington 4, St. Louis 3	14
July 21	Detroit 5, Boston 2	14

1912 AL streaks and surges

Boston simply overwhelmed the American League over the season's final two months. The Red Sox went 43-10, .811 from Aug. 1-Sept 26, 17 games better than Philadelphia, who had been with Boston on July 31. The two month winning spree was easily the best winning stretch in the 1912 replay race.

Boston's consistency was underlined by their longest losing streak; three losses in a row at Philadelphia in the Red Sox second series of the season.

Philadelphia reeled off the longest win streak of the season, 11 straight wins in mid-May, which lifted the A's into the lead on May 26.

The lowlight of the season belonged to New York, who lost 19 games in a row June 9-June 20, four by shutout.

Winning streaks			Losing streaks		
Team	Streak	Dates	Team	Streak	Dates
Philadelphia	11	May 16-May 27	New York	19	June 9-June 29
Boston	9	Aug 14-Aug 22	Detroit	8	Aug 16-Aug 24
Washington	8	May 23-May 31#1	New York	7	May 27-June 2
Philadelphia	8	June 10-June 18	Chicago	7	May 16-May 24
Boston	8	Aug 25-Sept 12	Chicago	7	May 26-May 24
New York	7	May 27-June 2			
Philadelphia	7	July 12-July 18			

Extended winning stretches

Boston	43-10	Aug 1-Sept 26	Boston	11-1	June 9-June 21
Philadelphia	37-9	Apr 27-June 18	Boston	11-4	Apr 11-Apr 27
New York	31-20	July 4#2-Aug 30	St Louis	8-1	May 18-May 26
Boston	29-8	May 3-June	Cleveland	8-1	June 9-June 18
Detroit	16-4	June 9-June 30	Detroit	8-3	May 19-May 29
Chicago	16-8	Sept 2-Sept 26			

Extended losing stretches

New York	11-41	May 3-June 29	Detroit	2-12	July 1-July 14
Detroit	7-17	Sept 2-Sept 26	Chicago	2-12	July 4#2-July 18
New York	6-20	Aug 31-Sept 26	Chicago	1-14	May 16-June 1
Washington	6-14	Aug 1-Aug 21			

Longest win streak by team

Boston	9	Aug 14-Aug 22
Philadelphia	11	May 16-May 17
Cleveland	8	Apr 30-May 9
Washington	8	May 23-May 31#1
Chicago	7	Aug 1-Aug 6
Detroit	6	June 25-June 30
St. Louis	5	May 27-May 31#2
New York	4	July 11-July 14

Longest losing streak by team

Boston	3	Apr 14-16
Philadelphia	6	May 31-June 4
Cleveland	8	July 5-July 12
Washington	5	May 1-May 7
Chicago	7	Three different streaks
Detroit	8	Aug 16-Aug 24
St. Louis	6	Aug 13-Aug 18
New York	19	June 9-June 29

Boston's Joe Wood, Detroit's Ty Cobb head 1912 AL All-Star team

The league-leading Red Sox and runner-up Philadelphia A's dominated the 1912 All-Star team with Boston placing five players on the roster and Philadelphia six players.

Heading the position players was CF **Tris Speaker**, the 1912 MVP, who came close to winning a triple crown. Joining Speaker in the outfield was LF **Duffy Lewis**, an All-Star for the second straight season. Lewis's 124 RBIs was the best in the league among left fielders and his solid defense was equal to his offensive output, including nine outfield assists. The All-Star RF was Cleveland's Joe Jackson, who led the league in batting (.401) and OBP (.488).

Only the presence of Boston SS **Heinie Wagner** (.288 BA, .377 OBP, 59 RBI) broke up a Philadelphia monopoly in the All-Star infield. With the exception of Wagner, Philadelphia's \$100,000 infield manned the rest of the infield positions, including **Jack Lapp** (.295, 60 RBI), 1b **Stuffy McInnis** (.343, .399, 130 RBI), 2b **Eddie Collins** (.337, .434, 106 BB, 62 SB), 3b **Frank Baker** (.374, .423, 12 HR, league-leading 142 RBI).

Lapp's choice was controversial because he only played in 81 games, but no other American League catcher hit with more authority. While Lapp did not perform particularly well on defense, his defensive work behind the plate was certainly no worse than other league catchers.

The pitching staff was led by the due of **Joe Wood**, Boston (30-6, 1.21, 35 CG, 12 shutouts) and Cy Young winner **Walter Johnson** (30-9, 1.00, 33 CG, 15 shutouts). The two other starters, Philadelphia's **Eddie Plank** (25-5, 1.85) was outstanding for the A's while Boston's **Hugh Bedient** (23-2, 1.87) was almost unbeatable for the Red Sox. Overworked **Ed Walsh** of the White Sox was superb in relief, winning three games, saving seven and only being scored upon in three of his 17 relief appearances.

Position players who enjoyed outstanding seasons and received All-Star consideration, but were not named to the team, included Detroit CF Ty Cobb, the 1911 MVP, who was simply outperformed by Speaker in 1912, Cleveland's Nap Lajoie (.361, 101 RBI), who split time between 1b and 2b, Washington CF Clyde Milan, (.329), whose 97 SB far outdistanced everyone else in the league.

Pitchers who received consideration included Philadelphia's **Jack Coombs** (23-10), Boston lefty **Ray Collins** (19-5, 2.56), Washington's **Bob Groom** (20-19, 2.30) and Philadelphia's **Chief Bender** (14-3), who beat Boston five times.

<u>Player</u>	<u>Avg</u>	<u>OBP</u>	<u>G</u>	<u>AB</u>	<u>R</u>	<u>H</u>	<u>2b</u>	<u>3b</u>	<u>HR</u>	<u>RBI</u>	<u>BB</u>	<u>K</u>	<u>SB-CS</u>	<u>Sac</u>	<u>SF</u>	<u>HBP</u>	<u>E</u>
C Jack Lapp, Phila	.295	.316	81	302	34	89	21	4	0	60	11	32	0-0	10	3	0	28
1B Stuffy McInnis, Phila	.343	.399	154	604	93	207	26	15	4	130	62	28	16-10	10	12	7	22
2b Eddie Collins, Phila	.337	.434	147	594	135	200	28	4	0	80	106	54	62-19	13	5	0	24
SS Heinie Wagner, Bos	.288	.377	141	511	76	147	27	7	3	59	67	63	5-5	9	1	7	28
3B Frank Baker, Phila	.374	.423	150	631	130	436	54	21	12	142	55	37	14-11	3	6	3	22
LF Duffy Lewis, Bos	.313	.371	154	627	105	196	40	12	11	124	62	67	2-8	6	9	2	17
CF Tris Speaker, Bos	.399	.475	153	632	146	252	49	15	15	132	90	15	31-16	6	2	3	1
RF Joe Jackson, Cleve	.401	.482	154	601	143	241	42	22	7	103	69	22	40-12	3	6	30	15

<u>Starting pitchers</u>	<u>W-L</u>	<u>ERA</u>	<u>G</u>	<u>GS</u>	<u>CG</u>	<u>Sh</u>	<u>Sv</u>	<u>IP</u>	<u>H</u>	<u>R-ER</u>	<u>HR</u>	<u>BB</u>	<u>SO</u>	<u>HB</u>	<u>WP</u>
Joe Wood, Bos	30-6	1.21	37	35	31	12	1	313.3	171	52-42		270	22	14	2
Walter Johnson, Wash	30-9	1.00	44	36	33	15	3	341.7	159	54-38	2	93	251	7	1
Eddie Plank, Phila	25-5	1.85	32	30	25	6	0	282.0	200	69-58	6	93	134	10	2
Hugh Bedient, Bos	23-2	1.87	28	28	23	5	0	245.0	202	61-51	3	66	150	11	0
<u>Reliever</u>															
Ed Walsh, Chi ¹	3-1	2.16	17	0	0	0	7	25.0	8	6-6	0	10	11	1	0

¹ Statistics only in relief appearances

★ 1912 American League All Star Team ★




LF Duffy Lewis, Boston



CF Tris Speaker, Boston
Most Valuable Player



RF Joe Jackson, Cleveland



SS Heinie Wagner, Boston



2b Eddie Collins, Phila



3b Frank Baker, Phila



C Jack Lapp, Phila



1b Stuffy McInnis, Phila




SP Walter Johnson, Wash.,
Cy Young Award winner



SP Joe Wood, Boston



SP Eddie Plank, Phila



SP Hugh Bedient, Boston



RP Ed Walsh, Chicago
Reliever of Year

**1912 American League
Batting Leaders**

	<u>Batting Average (Min 477 PA)</u>	<u>On Base Pct. (Min 477 PA)</u>	<u>Runs Batted In</u>	
1	Joe Jackson, Cleve .401	Joe Jackson, Cleve .488	Frank Baker, Phila	142
2	Tris Speaker, Bos .399	Tris Speaker, Bos .475	Tris Speaker, Bos	132
3	Ty Cobb, Det .391	Ty Cobb, Det .456	Stuffy McInnis, Phila	130
4	Frank Baker, Phila .374	Eddie Collins, Phila .434	Sam Crawford, Det	129
5	Napoleon Lajoie, Cleve .361	Frank Baker, Phila .423	Duffy Lewis, Bos	124
6	Stuffy McInnis, Phila .343	Burt Shotton, StL .407	Ty Cobb, Det	115
7	Eddie Collins, Phila .337	Napoleon Lajoie, Cleve .402	Larry Gardner, Bos	110
8	Clyde Milan, Wash .329	Stuffy McInnis, Phila .399	Joe Jackson, Cleve	103
9	Shano Collins, Chi .320	Amos Strunk, Phila .389	Napoleon Lajoie, Cleve	101
10	Larry Gardner, Bos .314	Donie Bush, Det .377	Chick Gandil, Wash	88
		Heinie Wagner, Bos .377		

	<u>Base Hits</u>	<u>Doubles</u>	<u>Triples</u>	
1	Tris Speaker, Bos 252	Frank Baker, Phila 54	Ty Cobb, Det 28	
2	Joe Jackson, Cleve 241	Tris Speaker, Bos 49	Joe Jackson, Cleve 22	
3	Frank Baker, Phila 236	Joe Jackson, Cleve 42	Frank Baker, Phila 21	
4	Ty Cobb, Det 232	Duffy Lewis, Bos 40	Del Pratt, StL 21	
5	Clyde Milan, Wash 210	Chick Gandil, Wash 29	Chick Gandil, Wash 16	
6	Stuffy McInnis, Phila 207	Eddie Collins, Phila 28	Larry Gardner, Bos 15	
7	Eddie Collins, Phila 200	Eddie Foster, Wash 28	Wally Mattick, Chi 15	
8	Duffy Lewis, Bos 196	Ty Cobb, Det 27	George McBride, Wash 15	
9	Shano Collins, Chi 187	Heinie Wagner, Bos 27	Stuffy McInnis, Phila 15	
10	Burt Shotton, StL 186	Stuffy McInnis, Phila 26	Tris Speaker, Bos 15	
		George Moriarity, Det 26		

	<u>Home runs</u>	<u>Runs scored</u>	<u>Bases on balls</u>	
1	Tris Speaker, Bos 15	Tris Speaker, Bos 146	Donie Bush, Det 127	
2	Frank Baker, Phila 12	Joe Jackson, Cleve 143	Eddie Collins, Phila 106	
3	Duffy Lewis, Bos 11	Eddie Collins, Phila 135	Morrie Rath, Chi 96	
4	Guy Zinn, NY 8	Frank Baker, Phila 130	Burt Shotton, StL 92	
5	Joe Jackson, Cleve 7	Donie Bush, Det 122	Tris Speaker, Bos 90	
6	Ping Bodie, Chi 6	Clyde Milan, Wash 105	Harry Hooper, Bos 85	
7	Eddie Foster, Wash 6	Ty Cobb, Det 115	Amos Strunk, Phila 75	
8	Six tied with 5	Harry Hooper, Bos 109	Ty Cobb, Det 71	
9		Duffy Lewis, Bos 105	Joe Jackson, Cleve 69	
10		Eddie Foster, Wash 104	Roy Hartzell, NYH 68	

	<u>Stolen bases</u>	<u>Caught Stealing</u>	<u>Strikeouts</u>	
1	Clyde Milan, Wash 97	Ty Cobb, Det 26	Harry Lord, CWS 80	
2	Eddie Collins, Phila 62	Clyde Milan, Wash 25	George McBride, Wash 79	
3	Ty Cobb, Det 45	Eddie Foster, Wash 21	Bris Lord, Phila 78	
4	Joe Jackson, Cleve 40	Burt Shotton, StL 20	Jimmy Austin, StL 75	
5	Donie Bush, Det 38	Eddie Collins, Phila 19	Del Pratt, StL 73	
6	Danny Moeller, Wash 34	Tris Speaker, Bos 16	Morrie Rath, CWS 73	
7	Tris Speaker, Bos 31	Bert Daniels, NYH 15	Buck Weaver, CWS 68	
8	Morrie Rath, CWS 29	Jimmy Austin, StL 14	Harry Hooper, Bos 67	
9	Shano Collins, CWS 27	Roy Hartzell, NYH 13	Duffy Lewis, Bos 67	
10	Bert Daniels, NYH 23	Harry Lord, CWS 13	Nixey Callahan, CWS 66	
			Steve Yerkes, Bos 66	

<u>Sacrifice hits</u>			<u>Sacrifice Flies</u>			<u>At bats</u>		
1	Rube Oldring, Phila	18	Sam Crawford, Det	16	Clyde Milan, Wash	638		
2	Eddie Foster, Wash	16	Stuffy McInnis, Phila	12	Tris Speaker, Bos	632		
3	Jimmy Austin, StL	14	Baldy Louden, Det	11	Frank Baker, Phila	631		
4	Morrie Rath, CWS	14	Shano Collins, CWS	10	Duffy Lewis, Bos	627		
5	Buck Weaver, CWS	14	Clyde Milan, Wash	10	Eddie Foster, Wash	625		
6	Eddie Collins, Phila	13	Bris Lord, Phila	10	Del Pratt, StL	625		
7	Steve Yerkes, Bos	13	Chick Gandil, Wash	9	Harry Hooper, Bos	621		
8	Jack Barry, Phila	12	Larry Gardner, Bos	9	Morrie Rath, CWS	610		
9	Wally Mattick, CWS	12	Frank LaPorte, StL-Wash	9	Jimmy Austin, StL	610		
10	Clyde Milan, Wash	11	Duffy Lewis, Bos	9	Stuffy McInnis, Phila	604		
	Danny Moeller, Wash	11						
<u>Games Appeared</u>			<u>Hit by pitch</u>			<u>Grounded into Double Plays</u>		
1	Eddie Foster, Wash	154	Joe Jackson, Cleve	30	Shano Collins, CWS	19		
2	Joe Jackson, Cleve	154	Baldy Louden, Det	19	Steve Yerkes, Bos	16		
3	Duffy Lewis, Bos	154	Jack Martin, NYH	12	Ivy Olson, Cleve	15		
4	Stuffy McInnis, Phila	154	Bert Daniels, NYH	11	Bill Carrigan, Bos	13		
5	Clyde Milan, Wash	154	George Moriarity, Det	11	Sam Crawford, Det	13		
6	Del Pratt, StL	154	Birdie Cree, NYH	10	Napoleon Lajoie, Cleve	13		
7	Morrie Rath, CWS	154	Jim Delahanty, Det	8	Seven tied with	12		
8	Shano Collins, CWS	153	Danny Moeller, Wash	7				
9	Joe Jackson, Cleve	153	George Stovall, StL	7				
10	George McBride, Wash	153	Heinie Wagner, Bos	7				
<u>Total Bases</u>			<u>Slugging (Min. 477 PA)</u>			<u>Low Batting Average (Min 225 PA)</u>		
1	Tris Speaker, Bos	376	Tris Speaker, Bos	.595	Bobby Wallace, StL	.160		
2	Frank Baker, Phila	368	Frank Baker, Phila	.583	Willie Hogan, StL	.198		
3	Joe Jackson, Cleve	348	Joe Jackson, Cleve	.579	Jack Martin, NYH	.213		
4	Ty Cobb, Det	330	Ty Cobb, Det	.556	Bill Carrigan, Bos	.218		
5	Duffy Lewis, Bos	293	Chick Gandil, Wash	.470	Buck Weaver, CWS	.218		
6	Stuffy McInnis, Phila	275	Duffy Lewis, Bos	.466	Jimmy Austin, StL	.221		
7	Shano Collins, CWS	244	Stuffy McInnis, Phila	.455	Steve O'Neill, Cleve	.223		
8	Clyde Milan, Wash	244	Larry Gardner, Bos	.427	Donie Bush, Det	.224		
9	Eddie Foster, Wash	239	Napoleon Lajoie, Cleve	.423	Bris Lord, Phila	.227		
10	Larry Gardner, Bos	238	Shano Collins, CWS	.418	Ed Sweeney, NYH	.227		
<u>Low OB Pct. (Min 225 PA)</u>								
1	Buck Weaver, CWS	.245						
2	Bobby Wallace, StL	.250						
3	Willie Hogan, StL	.260						
4	Steve O'Neill, Cleve	.257						
5	Jimmy Austin, StL	.262						
6	George McBride, Wash	.264						
7	George Stovall, StL	.267						
8	Howard Shanks, Wash	.273						
9	Nixey Callahan, CWS	.278						
10	Hal Chase, NYH	.283						

**1912 American League
Pitching Leaders**

<u>Earned Run Avg (Min. 154 IP)</u>		<u>Wins</u>	<u>Won-Lost Pct. (10 or more dec.)</u>				
1	Walter Johnson, Wash	1.00	Joe Wood, Bos	30-6	Hugh Bedient	23-2	.920
2	Joe Wood, Bos	1.21	Walter Johnson, Wash	30-9	Joe Wood, Bos	30-6	.857
3	Eddie Plank, Phila	1.85	Eddie Plank, Phila	25-5	Eddie Plank, Phila	25-5	.833
4	Hugh Bedient, Bos	1.87	Hugh Bedient, Bos	23-2	Chief Bender, Phila	14-3	.824
5	Bob Groom, Wash	2.30	Jack Coombs, Phila	23-10	Ray Collins, Bos	19-5	.792
6	Chief Bender, Phila	2.44	Vean Gregg, Cleve	22-12	Walter Johnson, Wash	30-9	.769
7	Charlie Hall, Bos	2.54	Ed Walsh, CWS	22-24	Jack Coombs, Phila	23-10	.697
8	Jack Warhop, NYH	2.55	Bob Groom, Wash	20-19	Vean Gregg, Cleve	22-12	.647
9	Ray Collins, Bos	2.56	Ray Collins, Bos	19-5	Charlie Hall, Bos	13-8	.619
10	Earl Hamilton, StL	2.62	Buck O'Brien, Bos	19-12	Buck O'Brien, Bos	19-12	.612

<u>Shutouts</u>		<u>Strikeouts</u>	<u>Bases on balls</u>			
1	Walter Johnson, Wash	15	Walter Johnson, Wash	251	George Kahler, Cleve	134
2	Joe Wood, Bos	12	Ed Walsh, CWS	223	Vean Gregg, Cleve	115
3	Bob Groom, Wash	6	Joe Wood, Bos	220	Bob Groom, Wash	110
4	Eddie Plank, Phila	6	Vean Gregg, Cleve	204	Fred Blanding, Cleve	109
5	Hugh Bedient, Bos	5	Bob Groom, Wash	185	Joe Benz, CWS	104
6	Ed Walsh, CWS	4	Jack Coombs, Phila	157	Ed Walsh, CWS	103
7	Six tied with	3	Hugh Bedient, Bos	150	Buck O'Brien, Bos	101
8			Eddie Plank, Phila	134	Jack Coombs, Phila	96
9			Buck O'Brien, Bos	127	Ed Willett, Det	96
10			George Baumgardner, StL	126	George Baumgardner, StL	94
					Boardwalk Brown, Phila	94

<u>Innings Pitched</u>		<u>Total hits allowed</u>	<u>Total runs allowed</u>			
1	Ed Walsh, CWS	363.7	Ed Walsh, CWS	312	Ray Caldwell, NYH	175
2	Walter Johnson, Wash	341.7	Russ Ford, NYH	308	George Kahler, Cleve	150
3	Bob Groom, Wash	340.0	Ed Willett, Det	279	Ed Walsh, CWS	146
4	Joe Wood, Bos	313.3	Bob Groom, Wash	274	Russ Ford, NYH	142
5	Vean Gregg, Cleve	311.0	Ray Caldwell, NYH	265	Ed Willett, Det	141
6	Russ Ford, NYH	286.0	Jack Coombs, Phila	263	Joe Benz, CWS	134
7	Buck O'Brien, Bos	284.3	Joe Benz, CWS	262	Tom Hughes, Wash	130
8	Jack Coombs, Phila	282.3	George Kahler, Cleve	261	Bob Groom, Wash	127
9	Eddie Plank, Phila	282.0	Fred Blanding, Cleve	250	Ralph Works, Det	123
10	Ed Willett, Det	272.3	Tom Hughes, Wash	248	Hippo Vaughn, NYH-Wash	122

<u>Earned runs allowed</u>		<u>Games Appeared</u>	<u>Games Started</u>			
1	Ray Caldwell, NYH	125	Ed Walsh, CWS	58	Ed Walsh, CWS	41
2	Ed Walsh, CWS	112	Walter Johnson, Wash	44	Bob Groom, Wash	39
3	Russ Ford, NYH	108	Joe Benz, CWS	41	Walter Johnson, Wash	36
4	Ed Willett, Det	107	Bob Groom, Wash	40	Russ Ford, NYH	35
5	Ralph Works, Det	107	Jack Coombs, Phila	37	Joe Wood, Bos	35
6	Vean Gregg, Cleve	102	Vean Gregg, Cleve	37	Vean Gregg, Cleve	34
7	Joe Benz, CWS	101	Ed Willett, Det	37	Buck O'Brien, Bos	34
8	George Kahler, Cleve	100	Joe Wood, Bos	37	Jack Coombs, Phila	32
9	Jack Coombs, Phila	94	Four tied with	36	George Kahler, Cleve	32
10	Three tied with	92			Joe Benz, CWS	31
					Ed Willett, Det	31

<u>Complete Games</u>		<u>Saves</u>		<u>Home Runs Allowed</u>			
1	Walter Johnson, Wash	33	Ed Walsh, CWS	7	Russ Ford, NYH	11	
2	Joe Wood, Bos	31	Boardwalk Brown, Phila	5	Red Hoff, NYH	9	
3	Vean Gregg, Cleve	28	Walter Johnson, Wash	3	Ed Walsh, CWS	9	
4	Bob Groom, Wash	28	Willie Mitchell, Cleve	3	Tom Hughes, Wash	8	
5	Eddie Plank, Phila	25	Jim Baskette, Cleve	2	Ray Caldwell, NYH	7	
6	Hugh Bedient, Bos	23	Chief Bender, Phila	2	Jean Dubuc, Det	7	
7	Jack Coombs, Phila	23	Curly Brown, StL	2	Vean Gregg, Cleve	7	
8	Buck O'Brien, Bos	22	Jean Dubuc, Det	2	Bob Groom, Wash	7	
9	Ed Walsh, CWS	22	Ralph Works, Det	2	Three tied with	6	
10	Fred Blanding, Cleve	20	Many tied with	1			
	Russ Ford, NYH	20					
<u>Wild pitches</u>		<u>Hit batsmen</u>		<u>Balks</u>			
1	Ray Caldwell, NYH	10	Joe Wood, Bos	14	Ed Walsh, CWS	6	
2	Ralph Works, Det	8	Vean Gregg, Cleve	13	Mack Allison, StL	3	
3	Tom Hughes, Wash	7	Hugh Bedient, Bos	11	Frank Lange, CWS	3	
4	Mack Allison, StL	6	Buck O'Brien, Bos	11	Boardwalk Brown, Phila	2	
5	Ray Fisher, NYH	6	Nine tied with	10	Carl Cashion, Wash	2	
6	Hippo Vaughn, NYH-Wash	6			Eddie Cicotte Bos-CWS	2	
7	Many tied with	5			Buck O'Brien, Bos	2	
8					Five tied with	1	
9							
10							
<u>Games Lost</u>		<u>Worst W-L Pct. (10 Dec)</u>		<u>W-L</u>	<u>Pct</u>	<u>High ERA (77 IP min.)</u>	
1	Ed Walsh, CWS	22-24	Roy Mitchell, StL	1-9	.100	Ralph Works, Det	6.24
2	Russ Ford, NYH	14-20	Hippo Vaughn, NYH-Wash	2-15	.118	Ray Fisher, NYH	6.17
3	Bob Groom, Wash	20-19	Ray Caldwell, NYH	6-19	.240	Barney Peltz, StL-Wash	6.04
4	Ray Caldwell, NYH	6-19	Ralph Works, Det	3-9	.250	Hippo Vaughn, NYH-Wash	5.89
5	Joe Benz, CWS	12-17	Barney Peltz, StL-Wash	3-8	.273	Roy Mitchell, StL	5.66
6	Geo. Baumgardner, StL	9-16	Willie Mitchell, Cleve	4-10	.286	Ralph Peters, CWS	5.40
7	Five tied with	15	Ralph Peters, CWS	3-7	.300	Ray Caldwell, NYH	5.27
8			George McConnell, NYH	6-13	.316	Bill Steen, Cleve	5.13
9			Frank Lange, CWS	5-10	.333	Tex Covington, Det	4.80
10			Ray Fisher, NYH	4-8	.333	Jack Powell, StL	4.29
<u>Unearned runs allowed</u>							
1	Ray Caldwell, NYH	50					
2	George Kahler, Cleve	50					
3	Tom Hughes, Wash	42					
4	Bob Groom, Wash	40					
5	Russ Ford, NYH	34					
6	Ed Walsh, CWS	34					
7	Ed Willett, Det	34					
8	Jack Warhop, NYH	34					
9	Joe Benz, CWS	33					
10	Earl Hamilton, StL	31					

1912 AL Fielding Errors by Position

Regular players and players who logged significant time at a listed position.

Errors shown committed only at listed position. Italics indicate *estimated* games at a position (estimate based on number of appearances exclusive of PH, PR appearances).

Catcher	G	E			
Hick Cady, Bos	33	4		<i>2b continued</i>	
Gabby Street, NY	31	5		Hack Simmons, NY	107 24
Billy Sullivan, Bos	32	6		Del Pratt, StL	154 26
Bruno Block, Chi	49	7		Baldy Louden, Det	113 28
Walt Alexander, StL	32	8		Shortstop	G E
Les Nunamaker, Bos	25	9		Ray Chapman, Cleve	25 6
Brad Kocher, Det	24	10		Bill Stumpf, NY	31 8
Rip Williams, Wash	50	10		Roger Peckinpaugh, Cleve	55 11
Bob Williams, NY	20	11		Roy Hartzell, NY	27 13
John Henry, Wash	62	12		Ivy Olson, Cleve	80 14
Ira Thomas, Phila	44	12		Bobby Wallace	99 14
Eddie Ainsmith, Wash	52	13		Jack Martin, NY	60 18
Bill Carrigan, Bos	87	13		Buck Weaver, Chi	129 20
Ted Easterly, Cleve-Chi	63	16		Heinie Wagner, Bos	140 28
Walt Kuhn, Chi	56	17		Jack Barry, Phila	139 29
Paul Krichell, , StL	60	17		George McBride, Wash	153 32
Jack Onslow, Det	28	17		Donie Bush, Det	144 35
Jim Stephens, StL	60	17		Third base	G E
Steve O'Neill, Cleve	69	18		Red Corriden, Det	26 6
Ed Sweeney, NY	103	24		George Moriarity	48 6
Jack Lapp, Phila	79	28		Terry Turner, Cleve	91 7
Oscar Stanage, Det	114	33		Roy Hartzell, NY	31 9
First base	G	E		Ossie Vitt, Det	58 10
Hugh Bradley, Bos	45	0		Charlie Deal, Det	33 13
Joe Kutina, StL	51	3		Rollie Zeider, Chi	51 13
Del Gainer, Det	59	4		Ivy Olson, Cleve	38 15
Doc Johnston, Cleve	48	4		Harry Lord, Chi	115 20
George Moriarity, Det	55	5		Jimmy Austin, StL	144 22
Eddie Onslow, Det	33	6		Frank Baker, Phila	150 22
Stuffy McInnis, Phila	154	7		Larry Gardner, Bos	140 25
Chick Gandil, Wash	117	9		Eddie Foster, Wash	154 32
Art Griggs, Cleve	85	10		Left field	G E
Shano Collins, Chi	92	11		Amos Strunk, Phila	55 2
Hal Chase, NY	129	16		Jim Delahanty, Det	37 3
Second base	G	E		Jimmy Walsh, Phila	36 4
Jim Delahanty, Det	35	4		Davy Jones, Det	90 5
Neal Ball, Cleve-Bos	50	6		Pete Compton, StL	68 6
Earle Gardner, NY	42	7		Buddy Ryan, Cleve	55 6
Ray Morgan, Wash	72	7		Birdie Cree, NY	50 7
George Stovall, StL	102	11		Howard Shanks, Wash	101 7
Morrie Rath, Chi	154	15		Jack Graney, Cleve	69 9
Frank LaPorte, StL-Wash	79	19		Bert Daniels, NY	87 9
Napoleon Lajoie, Cleve	102	22		Nixey Callahan, Chi	101 11
Steve Yerkes, Bos	130	24		Willie Hogan, StL	80 14
Eddie Collins, Phila	146	24		Danny Moeller, Wash	103 14
				Duffy Lewis, Bos	154

Center field	G	E
Tris Speaker, Bos	153	1
Guy Zinn, NY	38	2
Joe Jackson, Cleve	37	3
Amos Strunk, Phila	60	5
Joe Birmingham, Cleve	95	7
Jack Lelivelt, NY	26	7
Gus Williams, StL	57	8
Wally Mattick, Chi	83	11
Ty Cobb, Det	146	12
<i>CF continued</i>		
Rube Oldring, Phila	97	13
Clyde Milan, Wash	154	18
Burt Shotton, StL	151	37

Pitchers	G	E
Mack Allison, StL	28	0
Charlie Hall, Bos	27	0
George Baumgardner, StL	29	1
Russ Ford, NY	36	1
Eddie Cicotte, Bos-Chi	27	2
George Kahler, Cleve	39	2
Jack Powell, StL	26	2
Bill Steen, Cleve	25	2
Doc White, Chi	32	2
Hugh Bedient, Bos	28	3
Joe Benz, Chi	41	3
Elmer Brown, StL	22	3
Jean Dubuc, Det	36	3
Ray Fisher, NY	19	3s
George McConnell, NY	26	3
Ray Collins, Bos	26	4
Bob Groom, Wash	40	4

Right field	G	E
Danny Moeller, Wash	27	6
Frank LaPorte, StL-Wash	30	2
Eddie Murphy, Phila	29	3
Danny Murphy, Phila	32	3
Guy Zinn, NY	71	3
Harry Hooper, Bos	139	4
Bert Daniels, NY	31	8
Harry Lord, Chi	25	8
Sam Crawford, Det	148	10
Shano Collins, Chi	54	11
Joe Jackson, Cleve	117	12

Walter Johnson, Wash	44	4
Joe Lake, StL-Det	33	4
Willie Mitchell, Cleve	27	4
George Mullin, Det	27	4
Buck O'Brien, Bos	34	4
Jack Warhop, NY	36	4
Joe Wood, Bos	37	4
Frank Lange, Chi	26	5
Earl Hamilton, StL	33	6
Tom Hughes, Wash	32	6
Ed Walsh, Chi	58	6
Ed Willett, Det	37	6
Hippo Vaughn, NY-Wash	27	7
Fred Blanding, Cleve	34	8
Vean Gregg, Cleve	37	8
Ray Caldwell, NY	33	11

**1912 American League
Team Totals**

<u>Player</u>	<u>Avg</u>	<u>OBP</u>	<u>Slg.</u>	<u>AB</u>	<u>R</u>	<u>H</u>	<u>2B</u>	<u>3B</u>	<u>HR</u>	<u>RBI</u>	<u>BB</u>	<u>K</u>	<u>SB-CS</u>	<u>SH</u>	<u>SF</u>	<u>HB</u>	<u>DP</u>	<u>E</u>
Boston	.290	.366	.399	5400	899	1568	278	86	45	821	641	579	88-50	79	55	36	129	158
Philadelphia	.284	.349	.378	5435	875	1546	227	98	28	789	544	605	148-82	105	62	32	94	201
Cleveland	.282	.334	.368	5449	770	1539	225	76	29	695	394	574	124-51	57	54	58	124	210
Detroit	.260	.336	.331	5362	719	1396	186	70	18	656	567	631	182-77	55	66	74	116	229
New York	.259	.325	.332	5357	595	1387	161	79	25	558	463	690	146-81	80	46	80	104	273
Washington	.259	.312	.343	5306	664	1372	184	90	28	594	412	705	228-113	91	62	27	70	222
Chicago	.251	.317	.323	5189	619	1303	152	77	23	551	480	682	122-76	114	52	43	90	215
St. Louis	.242	.302	.307	5299	591	1292	158	69	16	508	436	764	78-75	87	43	35	108	237
<i>AL Average</i>	<i>.269</i>	<i>.335</i>	<i>.354</i>	<i>5355</i>	<i>737</i>	<i>1440</i>	<i>205</i>	<i>81</i>	<i>29</i>	<i>666</i>	<i>509</i>	<i>645</i>	<i>134-73</i>	<i>83</i>	<i>55</i>	<i>47</i>	<i>107</i>	<i>211</i>

<u>Team</u>	<u>W-L</u>	<u>ERA</u>	<u>Apr</u>	<u>GS</u>	<u>CG</u>	<u>Sh</u>	<u>Sv</u>	<u>IP</u>	<u>H</u>	<u>R-ER</u>	<u>HR</u>	<u>BB</u>	<u>SO</u>	<u>HB</u>	<u>WP</u>	<u>Bk</u>
Boston	114-40	2.33	181	154	116	21	3	1379.7	1096	432-357	18	403	789	53	9	2
Washington	74-80	3.21	211	154	84	22	4	1389.3	1281	357-496	28	494	764	39	13	3
Philadelphia	97-57	3.44	219	154	91	15	11	1388.3	1420	647-531	19	541	675	47	25	2
Chicago	68-86	3.66	231	154	71	10	9	1339.3	1435	688-545	26	436	659	56	23	12
Cleveland	80-74	3.75	211	154	81	12	9	1352.3	1369	704-564	23	577	678	50	17	1
St. Louis	59-95	3.76	232	154	63	9	7	1408.3	1557	762-588	13	511	550	49	24	3
New York	56- 98	4.48	231	154	71	9	3	1368.3	1628	908-681	44	501	688	52	25	5
Detroit	68-86	4.51	223	154	74	6	5	1394.3	1593	851-698	36	525	516	41	26	0
AL Average	77-77	3.64	217	154	81	13	6	1377.7	1422	706-558	26	499	665	48	20	3

Boston led the league in batting, pitching and fielding, underlining their dominance in 1912. The Red Sox simply dominated each important category with only runner-up Philadelphia remotely close in batting. The Red Sox pitching ERA was almost a full run better than Washington (second place in ERA) and more than a run better than the A's.

Boston's defense was equal to the batting and pitching, committing only 158 error, 43 less than Philadelphia who had the second fewest errors.

The A's defense committed 146 errors, 25 less than Cleveland, who was second in fewest errors committed.

For the second season in a row, Washington tried to offset their popgun offense with speed and ran the bases aggressively, topping the league with 228 SB, once again led by league leader Clyde Milan, who stole 97 bases. The Senators also led the league in caught stealing, with 113.

At the other end of the spectrum, Detroit's ERA was the worst in the league (4.51), although New York gave up a league-leading 908 runs, including 227 unearned runs. The Highlanders gave up 44 home runs, the most in the AL.

Chicago, offensively challenged like Washington for the second straight season, once again led the league in sacrifices (114), Philadelphia, even with power-hitting Frank Baker and Stuffy McInnis having fine years, went to the sacrifice 105 times.

1912 Boston Red Sox
114-40, +17 games, first place

Player	Avg	OBP	G	AB	R	H	2b	3b	HR	RBI	BB	K	SB-CS	Sac	SF	HBP	DP	E
Bill Carrigan, c	.218	.334	87	298	34	65	7	2	0	38	51	40	0-1	7	4	3	13	13
Jake Stahl, 1b	.336	.408	102	363	46	122	21	8	3	71	46	24	2-0	8	6	2	9	13
Steve Yerkes, 2b	.261	.327	134	514	96	134	19	6	0	69	50	66	4-0	13	4	3	16	24
Heinie Wagner, ss	.288	.377	141	511	76	147	27	7	3	59	67	63	5-5	9	1	7	12	28
Larry Gardner, 3b	.314	.373	145	557	95	175	24	15	3	110	58	47	9-5	7	9	0	9	25
Duffy Lewis, lf	.313	.371	154	627	105	196	40	12	11	124	62	67	2-8	6	9	2	10	17
Tris Speaker, cf	.399	.475	153	632	146	252	49	15	15	132	90	15	31-16		62	3	12	1
Harry Hooper, rf	.253	.345	141	621	109	157	25	12	3	60	85	67	14-11	7	4	5	9	4
Marty Krug, ss-2b	.333	.346	22	48	10	16	4	0	1	14	1	5	2-0	0	2	1	3	1
Olaf Henriksen, of	.296	.415	28	54	10	16	2	0	0	4	11	4	0-0	0	0	0	1	0
Les Nunamaker, c	.289	.352	27	97	26	28	14	1	0	15	6	10	0-0	1	1	4	3	4
Clyde Engel, 1b-if	.279	.393	57	190	33	53	6	3	0	29	38	20	15-2	3	5	1	7	2
Hugh Bradley, 1b	.237	.305	45	135	15	32	10	1	4	26	12	23	0-1	2	2	2	1	0
Hick Cady, c	.227	.259	36	128	13	29	9	3	1	14	4	16	0-0	1	1	2	9	9
Pinch Thomas, c	.184	.238	11	38	5	7	0	0	0	5	3	0	0-0	0	1	0	1	2
Neal Ball, 2b-a	.167	.216	15	48	6	8	1	0	0	2	3	5	4-1	1	0	0	0	3
Pitchers	.243	.311	154	539	74	131	20	1	1	49	54	107	0-0	8	4	1	14	18
Team	.290	.366	154	5400	899	1568	278	86	45	821	641	579	88-50	79	55	36	129	158

PB Carrigan 6, Nunamaker 4
OF assists Hooper 10, Speaker 10, Lewis 9, Henriksen 1
Pitcher HR J. Wood 6, Karger 1, C. Hall 1

Player	W-L	ERA	G	GS	CG	Sh	Sv	IP	H	R-ER	HR	BB	SO	HB	WP
Joe Wood	30-6	1.21	37	35	31	12	1	313.3	171	52-42	2	70	220	14	2
Hugh Bedient	23-2	1.87	28	28	23	5	0	245.0	202	61-51	3	66	150	11	0
Ray Collins	19-5	2.56	26	24	18	1	0	214.7	177	71-61	5	54	104	6	1
Buck O'Brien	19-12	2.91	34	34	22	0	0	284.3	242	115-92	2	101	127	11	2
Charley Hall	13-8	2.54	27	20	14	3	1	195.0	157	66-55	5	67	112	8	0
Eddie Cicotte-t	5-3	2.58	10	7	6	0	1	62.7	62	25-18	0	20	35	2	2
Jack Bushelman	2-0	1.46	4	0	0	0	0	12.3	10	2-2	0	1	10	0	0
Larry Pape	2-3	7.64	10	2	1	0	0	17.7	31	16-15	1	8	8	0	0
Ben van Dyke	1-0	5.09	3	3	1	0	0	23.0	25	15-13	0	13	18	1	1
Casey Hageman	0-1	6.17	2	1	0	0	0	11.7	19	9-8	0	3	5	0	1
Team	114-40	181	181	154	116	21	3	1379.7	1096	432-357	18	403	789	53	9

Balks none

1912 Philadelphia Athletics
97-57, .630, -17 games, second place

Player	Avg	OBP	G	AB	R	H	2b	3b	HR	RBI	BB	K	SB-CS	Sac	SF	HBP	DP	E
Jack Lapp, c	.295	.316	81	302	34	89	21	4	0	60	11	32	0-0	10	3	0	7	28
Stuffy McInnis, 1b	.343	.399	154	604	93	207	26	15	4	130	62	28	16-10	10	12	2	7	7
Eddie Collins, 2b	.337	.434	147	594	135	200	28	4	0	80	106	54	62-19	13	5	0	8	24
Jack Barry, ss	.233	.296	140	520	74	121	22	9	0	58	49	53	9-7	12	4	4	5	29
Frank Baker, 3b	.374	.423	150	631	130	236	54	21	12	142	55	37	14-11	3	6	3	8	22
Amos Strunk, lf	.282	.389	118	443	100	122	10	12	4	34	75	37	13-9	5	2	2	10	7
Rube Oldring, cf	.301	.318	102	399	65	120	14	5	1	45	9	25	15-7	18	4	3	6	13
Danny Murphy, rf	.364	.405	139	538	92	196	31	15	8	97	38	71	23-3	4	8	4	5	19
Bris Lord, of	.225	.297	102	378	47	85	8	6	0	51	40	78	6-8	5	10	3	9	8
Ira Thomas, c	.241	.284	44	145	13	35	4	1	3	21	7	26	1-0	1	1	2	3	12
Ben Egan, c	.130	.205	43	138	14	18	1	3	0	12	13	31	0-0	0	0	0	5	11
Claud Derrick, ss	.295	.358	26	61	9	18	0	2	0	5	5	5	0-2	0	0	1	2	6
Harl Maggert, lf-cf	.263	.365	87	281	54	74	8	5	1	26	42	36	2-2	5	5	6	5	4
Eddie Murphy, rf	.291	.320	29	117	15	34	2	0	1	20	5	8	3-1	1	2	1	2	3
Jimmy Walsh, lf	.232	.305	36	151	19	35	8	2	1	16	16	17	5-3	2	0	0	2	4
Howard Fahey, if	.071	.188	7	14	0	1	0	0	0	0	2	6	0-0	0	0	0	1	1
Danny Murphy, rf	.309	.373	32	123	22	38	10	6	1	38	12	10	1-2	4	4	3	5	3
Chuck Emerson, of	.000	.000	1	1	0	0	0	0	0	0	0	0	0-0	0	0	0	0	0
Pitchers	.211	.262	154	521	50	110	11	3	0	47	35	113	1-1	16	4	2	9	18
Team	.286	.351	154	5413	995	1546	227	98	28	789	544	605	148-82	105	62	32	94	201

PB Ira Thomas 9, Jack Lapp 6

OF assists Bris Lord 11, Danny Murphy 22, Rube Oldring 4, Amos Strunk 1.

Pitcher HR Jack Coombs 1.

Pitcher	W-L	ERA	G	GS	CG	Sh	Sv	IP	H	R-ER	HR	BB	SO	HB	WP
Jack Coombs	23-10	3.02	37	32	23	2	1	280.3	263	115-94	2	96	157	8	1
Eddie Plank	25-5	1.85	32	30	25	6	0	282.0	200	69-58	6	93	134	10	2
Boardwalk Brown	12-10	3.59	32	24	11	3	5	195.7	215	106-78	1	94	64	8	5
Chief Bender	14-3	2.44	27	19	13	1	2	180.7	164	57-49	2	54	84	8	1
Byron Houck	9-13	3.91	18	14	3	1	0	107.7	145	62-51	0	56	72	2	4
Harry Krause	3-3	4.67	6	4	2	1	0	27.0	40	21-14	0	13	12	1	1
Herb Pennock	2-0	4.26	13	2	2	0	1	38.0	48	19-18	1	18	21	1	3
Stan Coveleskie	1-1	4.50	3	2	0	0	0	18.0	28	13-9	1	5	7	1	0
Lefty Russell	1-1	12.00	6	2	0	0	1	24.0	44	34-32	3	18	10	0	0
Joe Bush	1-0	2.00	1	1	1	0	0	9.0	12	3-2	0	1	7	0	0
Roy Crabb-a	1-5	4.91	7	7	1	0	0	47.7	58	29-26	1	16	13	3	4
Doc Martin	0-0	4.69	5	0	0	0	0	7.7	6	6-4	0	10	4	1	0
Slim Harrell	0-0	18.00	1	0	0	0	0	1.0	3	2-2	0	0	0	0	0
Hardin Barry	0-0	24.52	3	0	0	0	0	3.7	15	11-10	1	1	0	0	2
Roger Salmon	0-0	26.67	2	1	0	0	0	2.7	9	9-8	0	4	2	0	1
Dave Danforth	0-1	13.49	2	0	0	0	0	4.7	8	8-7	0	5	1	0	0
Team	97-57	3.44	219	154	91	15	11	1388.4	1420	647-531	19	541	675	47	25

Balks : Brown 2.

1912 Cleveland Naps
80-74, .519, -34 games, third place

Player	Avg	OBP	G	AB	R	H	2b	3b	HR	RBI	BB	K	SB-CS	Sac	SF	HBP	DP	E
Steve O'Neill, c	.223	.260	61	220	12	49	4	0	0	26	11	17	0-0	3	0	0	7	18
Art Griggs, 1b	.323	.328	91	322	55	104	19	9	2	60	3	26	5-6	3	5	2	9	10
Napoleon Lajoie, 2b	.361	.402	124	485	72	175	20	5	0	101	34	15	20-6	6	6	3	13	22
Ivy Olson, ss	.264	.293	121	492	69	130	20	0	2	46	18	50	12-3	6	4	4	15	28
Terry Turner, 3b	.289	.337	95	380	62	110	11	3	0	32	28	31	16-3	3	1	0	8	7
Buddy Ryan, lf	.272	.339	93	338	58	92	8	8	1	28	31	28	8-5	4	4	5	4	7
Joe Birmingham, cf	.243	.287	102	383	43	93	16	5	1	45	26	62	6-1	2	5	0	6	7
Joe Jackson, rf	.401	.482	154	601	143	241	42	22	7	103	69	22	40-12	36	30	6	5	
Ted Easterly-t	.333	.364	53	183	21	61	6	1	3	32	10	15	0-0	1	4	1	5	16
Jack Kibble, 3b	.333	.474	6	15	3	5	1	0	0	3	1	2	0-0	0	0	0	3	0
Doc Johnston, 1b	.323	.353	56	189	31	61	9	4	4	33	10	20	1-1	3	2	0	8	4
Jack Graney, lf	.277	.389	73	267	46	74	19	1	0	20	46	38	3-3	3	0	3	5	9
Ray Chapman, ss	.276	.360	25	98	10	27	8	2	0	18	12	10	0-3	3	0	1	1	6
Tim Hendryx, cf	.275	.341	24	80	9	22	3	4	0	7	8	9	2-3	2	0	0	5	2
Neal Ball, 2b-t	.272	.304	39	136	14	37	5	1	0	21	7	16	4-2	0	4	1	4	3
Ed Hohnhurst, 1b	.264	.264	15	57	3	15	3	0	0	9	0	13	0-1	0	0	0	1	2
Fred Carisch, c	.261	.320	22	69	6	18	3	0	0	5	6	4	0-0	1	0	0	0	3
Hank Butcher, lf-rf	.260	.299	30	100	14	26	5	2	4	13	6	12	0-0	0	1	0	1	2
Rgr Peckinpaugh, ss	.246	.284	61	228	18	56	3	2	0	25	13	29	5-1	3	2	0	4	11
Bert Adams, c	.241	.271	21	54	6	13	4	1	1	11	3	9	0-0	1	2	0	0	3
Paddy Livingston, c	.236	.260	13	51	2	12	2	2	0	2	1	7	0-0	0	0	0	0	0
Herman Bronkie, 3b	.235	.263	5	17	0	4	0	0	0	2	1	4	0-0	0	1	0	1	0
Bill Hunter, cf-lf	.218	.338	17	55	9	12	1	0	0	10	12	11	0-0	1	4	0	2	3
Moxie Meixel, of	.200	.333	2	5	1	1	1	0	0	0	1	0	0-0	0	0	0	0	0
Art Hauger, of	.160	.241	8	25	2	4	0	0	0	2	3	2	0-0	1	1	0	0	1
Howard Baker, 3b	.128	.227	10	39	9	5	0	0	0	2	5	5	0-0	1	0	0	0	2
Harvey Grubb, 3b	.000	.000	4	10	0	0	0	0	0	0	0	1	0-0	0	0	0	0	4
Lou Nagelson, c	.000	.000	1	6	0	0	0	0	0	0	0	1	0-0	0	0	0	1	0
Harry Davis, 1b	.000	.000	1	5	0	0	0	0	0	0	0	2	0-0	0	0	0	1	0
Hank Eibel, of	.000	.000	1	3	0	0	0	0	0	0	0	0	0-0	0	0	0	0	0
Pitchers	.173	.222	154	510	51	88	12	4	4	37	28	107	2-1	5	2	5	14	25
Team	.282	.334	154	5449	770	1539	225	76	29	695	394	574	124-51	57	54	58	124	210

PB: Easterly 4, O'Neill 2, Adams 1, Carisch 1.

OF assists: Ryan 11, J. Jackson 10, Graney 6, Butcher 2, Hendryx 1.

Pitcher HR: Blanding 3, Gregg 1.

Pitcher	W-L	ERA	G	GS	CG	Sh	Sv	IP	H	R-ER	HR	BB	SO	HB	WP
Vean Gregg	22-12	2.95	37	34	28	3	1	311.0	242	120-102	7	115	204	13	1
Fred Blanding	16-15	2.89	34	30	20	2	1	267.7	250	113-86	3	109	94	10	1
George Kahler	13-15	4.00	39	32	11	2	1	225.0	261	150-100	4	134	97	4	5
Bill Steen	9-8	5.13	25	16	6	2	0	126.3	155	81-72	4	57	73	5	1
Jim Baskette	9-6	3.74	27	11	6	1	2	130.0	123	64-54	2	53	80	4	3
Gene Krapp	4-2	5.12	9	7	3	0	1	45.7	49	28-26	1	20	14	1	1
Willie Mitchell	4-10	3.68	27	15	5	2	3	146.7	148	73-60	1	53	90	8	1
Lefty George	0-4	6.04	12	5	0	0	0	50.7	81	41-34	0	19	20	3	1
Ernie Wolf	1-0	0.00	1	0	0	0	0	3.0	3	0-0	0	0	0	0	0
Bert Brenner	1-0	3.75	2	1	0	0	0	12.0	9	6-5	0	5	1	0	1
Lefty James	1-0	4.85	3	1	1	0	0	13.0	16	8-7	0	0	0	0	0
Bill James	0-0	0.00	2	0	0	0	0	1.3	1	0-0	0	4	0	0	0
Roy Walker	0-0	0.00	1	0	0	0	0	1	1	0-0	0	4	1	0	0
Jim Neher	0-0	63.00	1	0	0	0	0	1	7	8-7	0	0	0	0	0
Harry Krause-a, t	0-2	4.24	2	2	1	0	0	17.0	18	9-8	0	8	4	2	0
Team	80-74	3.75	211	154	81	12	9	1352.3	1369	704-564	23	577	678	50	17

Balk: W. Mitchell 1

1912 Washington Senators
74-80, .481 games, -40 games, fourth place

Player	Avg	OBP	G	AB	R	H	2b	3b	HR	RBI	BB	K	SB-CS	Sac	SF	HBP	DP	E
John Henry, c	.237	.326	64	211	20	50	5	0	1	24	27	43	1-1	4	2	2	4	12
Chick Gandil, 1b	.308	.339	117	465	68	143	29	16	5	88	27	44	8-11	6	9	0	5	9
Ray Morgan, 2b-if	.259	.318	76	290	44	75	14	6	2	30	26	40	18-8	5	2	0	2	7
George McBride, ss	.227	.264	153	572	48	130	8	15	0	62	28	79	6-12	6	8	3	7	32
Eddie Foster, 3b	.277	.340	154	625	104	173	28	10	6	77	61	45	15-21	16	8	3	8	32
Howard Shanks, lf	.230	.273	106	392	39	90	14	7	4	48	24	64	16-10	10	7	2	5	7
Clyde Milan, cf	.329	.372	154	638	102	210	16	6	2	74	47	41	97-25	11	10	3	8	18
Danny Moeller, rf	.250	.315	132	541	79	135	12	12	5	38	45	59	34-11	11	1	7	5	20
Joe Agler, 1b	.333	.333	4	9	2	3	2	0	0	1	0	0	0-0	0	0	0	1	0
Tilly Walker, lf	.318	.361	37	110	13	35	3	2	0	21	8	16	3-6	4	1	0	1	8
John Flynn, 1b	.299	.364	20	67	3	20	5	0	0	6	7	12	0-1	1	2	1	1	0
Germany Schaefer, if	.292	.358	58	168	23	49	6	3	0	20	18	29	17-3	1	3	1	3	9
Rip Williams, c	.268	.322	54	168	18	45	14	0	0	13	14	16	0-1	2	1	0	5	10
Bill Cunningham, 2b	.268	.348	14	41	8	11	1	0	0	4	4	11	2-1	0	0	1	0	1
Frank LaPorte-a	.256	.324	44	164	18	42	6	3	1	27	17	16	1-2	2	5	2	2	17
Eddie Ainsmith, c	.232	.260	56	185	14	43	4	2	0	12	6	34	3-0	3	0	1	1	13
Jack Knight, if	.181	.287	28	94	5	17	1	2	0	8	14	22	4-0	0	0	0	1	4
Bill Kenworthy, lf	.160	.222	16	50	5	8	2	0	0	2	3	6	1-0	0	0	1	0	1
Roxey Roach, ss	.222	.222	4	9	1	2	1	0	0	1	0	0	0-0	0	0	0	0	0
Ray Moran, lf	.053	.100	8	19	0	1	0	0	0	0	1	7	2-0	0	0	0	0	1
Jack Ryan 3b	.000	.000	2	0	0	0	0	0	0	0	0	0	0-0	0	0	0	0	0
Tom Long, of	.000	.000	1	1	0	0	0	0	0	0	0	0	0-0	0	0	0	0	0
Pitchers	.186	.239	154	485	50	90	13	6	2	38	35	119	0-0	9	3	0	11	12
Team	.244	.316	154	5282	615	1288	148	42	21	55	521	758	256-84	59	41	54	94	193

PB: Ainsmith 6, Henry 5, R. Williams 3.

OF assists: Shanks 10, Moeller 7, Milan 6, Schaefer 3, T. Walker 1.

Pitcher HR: Tom Hughes 2.

Player	W-L	ERA	G	GS	CG	Sh	Sv	IP	H	R-ER	HR	BB	SO	HB	WP
Walter Johnson	30-9	1.00	44	36	33	15	3	341.7	159	54-38	2	93	251	7	1
Bob Groom	20-19	2.30	40	39	28	6	0	340.0	274	127-87	7	110	185	9	0
Tom Hughes	10-15	3.34	32	26	12	0	0	237.0	248	130-88	8	78	108	9	7
Carl Cashion	8-10	3.63	26	17	7	1	0	161.0	144	76-65	0	79	93	3	1
Jerry Akers	1-1	2.87	6	1	0	0	0	15.7	19	12-5	1	5	14	0	0
Hippo Vaughn-a	1-4	6.16	12	8	1	0	0	57.0	84	51-39	1	25	24	1	2
Barney Peltz-a	1-4	8.47	10	4	0	0	0	39.3	70	46-37	2	15	10	2	1
Joe Engel	1-7	6.42	14	10	1	0	1	74.3	109	64-53	6	35	21	4	1
Dixie Walker	1-7	7.48	9	8	1	0	0	55.3	99	52-46	1	13	24	2	0
Bert Gallia	0-0	0.00	1	0	0	0	0	2.0	0	1-0	0	2	0	0	0
Charlie Becker	0-0	2.00	3	0	0	0	0	9.0	9	2-2	0	2	6	0	0
Joe Boehling	0-0	4.27	3	0	0	0	0	6.3	6	4-3	0	6	0	0	0
Clark Griffith	0-0	9.00	1	0	0	0	0	1.0	2	1-1	0	0	1	0	0
Nick Altrock	0-0	16.63	1	0	0	0	0	4.3	10	8-8	0	4	1	1	0
Lefty Schegg	0-2	6.57	2	2	0	0	0	12.3	15	9-9	0	8	10	0	0
Team	74-80	3.21	211	154	84	22	4	1389.3	1281	657-496	28	494	764	39	13

Balks: Cashion 2, Dix Walker 1.

1912 Chicago White Sox

68-86, .442, -46 games, tied for fifth place with Detroit

Player	Avg	OBP	G	AB	R	H	2b	3b	HR	RBI	BB	K	SB-CS	Sac	SF	HBP	DP	E
Walt Kuhn, c	.225	.315	56	178	15	40	8	0	0	15	24	43	0-1	6	1	0	2	17
Shano Collins 1b-rf	.320	.371	153	584	83	187	23	11	4	86	49	48	27-9	8	10	4	19	23
Morrie Rath, 2b	.248	.352	154	610	101	151	10	2	0	32	96	73	29-11	14	2	3	7	15
Buck Weaver, ss	.218	.245	132	473	46	103	17	6	2	55	17	68	3-4	14	2	1	6	20
Harry Lord, 3b	.246	.319	145	544	69	134	11	14	5	64	54	80	10-13	10	5	6	11	38
Nixey Callahan, lf	.245	.278	107	400	43	98	8	4	2	47	18	66	4-5	8	4	2	8	11
Wally Mattick, cf	.290	.359	93	331	43	96	10	15	1	37	33	29	12-9	12	4	5	6	11
Ping Bodie, rf	.272	.341	139	515	68	140	20	5	6	72	51	27	11-9	4	5	6	6	13
Kid Gleason, 2b	1.000	1.000	1	1	0	1	0	0	0	0	0	0	0-0	0	0	0	0	0
Dennis Berran, lf	.400	.400	1	5	1	2	0	0	0	1	0	0	0	0-0	0	0	0	0
Babe Borton, 1b	.350	.395	30	120	16	42	6	2	0	22	6	10	0-3	1	0	0	2	3
Ernie Johnson, ss	.308	.308	10	26	1	8	0	1	0	1	0	3	0-0	1	0	0	0	1
Ray Schalk, c	.302	.321	16	53	5	16	2	0	0	6	1	3	0-0	2	1	1	0	3
Jack Fournier, 1b	.256	.319	57	82	9	21	6	2	0	14	3	16	1-0	1	1	5	0	1
Rollie Zieder, if	.245	.325	117	400	51	98	14	13	1	33	48	52	21-8	9	4	1	5	16
Bruno Block, c	.209	.250	49	148	12	31	4	1	0	17	9	18	1-0	3	6	1	3	7
Billy Sullivan, c	.244	.259	32	82	3	20	3	0	0	6	2	10	0-0	1	1	0	0	6
Ted Easterly, c -a	.305	.323	16	59	5	18	1	0	2	10	2	4	0-0	0	1	0	2	3
Cuke Barrows, of	.267	.389	9	15	2	4	1	0	0	2	3	1	0-0	0	0	0	0	0
Lena Blackburne, ss	.200	.200	6	5	0	1	0	0	0	0	0	1	0-0	0	0	0	0	1
Marty McIntyre, rf	.114	.269	32	88	6	10	0	0	0	5	13	21	2-3	2	1	6	1	3
Wally Mayer, c	.000	.000	4	7	0	0	0	0	0	1	0	0	0-0	0	1	0	0	2
Mutz Ens, 1b-ph	.000	.000	3	5	1	0	0	0	0	0	0	0	0-0	0	0	0	1	0
Polly Wolfe, lf	.000	.000	1	1	0	0	0	0	0	0	0	0	0-0	0	0	0	0	0
Lee Tannehill, ss	.000	.000	4	4	0	0	0	0	0	0	0	0	0-0	0	0	0	0	0
Pitchers	.181	.261	154	453	39	82	8	1	0	25	48	109	1-1	18	3	2	10	21
Team	.251	.317	154	5189	619	1303	152	77	23	551	480	682	122-76	114	52	43	90	215

PB: Kuhn 5, Block 4, Easterly 3.

OF assists: Bodie 10, Mattick 7, Callahan 5, S. Collins 4, Lord 3, McIntyre 1.

Pitcher HR: none

Player	W-L	ERA	G	GS	CG	Sh	Sv	IP	H	R-ER	HR	BB	SO	HB	WP
Ed Walsh	22-24	2.77	58	41	22	4	7	363.3	312	146-112	9	103	223	9	5
Joe Benz	12-17	3.61	41	31	17	1	0	251.7	262	134-101	3	104	96	10	5
Doc White	10-8	4.04	32	19	9	0	1	169.3	198	83-76	2	46	60	10	1
Eddie Cicotte-a	6-12	4.03	17	17	8	1	0	127.3	138	71-57	1	42	82	4	8
George Mogridge	5-5	5.10	17	7	3	0	1	67.0	95	48-38	1	16	40	3	1
Frank Lange	5-10	3.79	26	19	4	3	0	168.7	191	98-71	1	63	89	8	2
Ralph Peters	3-7	5.40	20	10	3	1	0	100.0	139	72-60	3	33	43	8	1
Jim Scott	2-1	2.43	6	4	3	0	0	37.0	43	11-10	2	12	12	3	0
Wiley Taylor	2-1	4.10	6	3	1	0	0	26.3	30	13-12	2	9	2	1	0
Ralph Peters	3-7	5.40	20	10	3	1	0	100.0	139	72-60	3	33	43	8	1
Harry Smith	1-0	1.29	1	1	0	0	0	7.0	6	1-1	0	1	0	0	0
Ralph Bell	0-0	12.00	2	0	0	0	0	3.0	5	6-4	2	2	2	0	0
Flame Delhi	0-0	0.00	1	0	0	0	0	3.3	1	0-0	0	2	2	0	0
Phil Douglas	0-0	4.50	1	1	0	0	0	4.0	6	3-2	0	2	4	0	0
Rip Jordan	0-0	0.00	2	0	0	0	0	2.3	3	0-0	0	0	0	0	0
Roy Crabb-t	0-1	4.00	1	1	1	0	0	9.0	6	1-1	0	1	4	0	0
Team	68-86	3.66	231	154	71	10	9	1339.3	1435	688-545	26	436	659	56	23

Balks: Walsh 6, Lange 3, Cicotte 2, Peters 1.

1912 Detroit Tigers

68-86, .442 -46 games, tied for fifth place with Chicago White Sox

Player	Avg	OBP	G	AB	R	H	2b	3b	HR	RBI	BB	K	SB-CS	Sac	SF	HBP	DP	E
Oscar Stanage, c	.261	.319	116	417	43	109	12	3	0	45	34	54	0-1	4	2	2	10	33
Jim Delahanty, 1b-lf	.259	.391	75	266	35	69	7	0	0	35	51	32	12-8	1	2	8	7	7
Baldy Louden, 2b	.241	.337	122	410	42	99	12	4	1	58	46	48	12-6	5	11	19	12	25
Donie Bush, ss	.224	.377	144	526	122	118	16	10	0	24	127	58	38-10	7	4	4	8	12
Geo. Moriarity, 3b-1b	.258	.318	101	387	49	100	26	1	1	52	24	55	17-3	2	3	11	6	11
Davy Jones, lf	.259	.332	92	352	53	91	3	2	1	28	38	39	8-7	7	2	2	6	3
Ty Cobb, cf	.391	.456	146	594	115	232	27	28	5	115	71	28	45-26	0	6	5	7	12
Sam Crawford, rf	.301	.357	148	594	71	179	23	7	3	129	57	17	20-5	0	16	3	13	10
Bobby Veach, lf	.344	.388	21	90	15	31	5	0	0	4	6	3	1-0	0	1	1	5	0
<i>May 16 replacements</i>	.290	.353	1	31	3	9	1	0	0	3	3	3	0-0	0	0	0	1	1
Eddie Onslow, 1b	.273	.298	38	132	9	36	0	0	1	15	4	23	1-0	0	3	2	3	6
Charlie Deal, 3b	.254	.285	35	130	10	33	3	3	0	10	6	27	3-1	0	1	0	8	8
Ossie Vitt, lf-inf	.239	.313	83	301	41	72	7	3	0	38	28	25	17-6	2	4	6	5	11
Del Gainer, 1b	.230	.284	70	204	24	47	8	6	3	32	14	28	4-3	5	2	2	4	4
Hank Perry, of	.216	.231	15	37	6	8	8	0	0	5	1	8	0-0	0	1	0	0	1
Brad Kocher, c	.216	.234	25	74	7	16	3	1	0	3	2	13	0-0	2	1	0	5	10
Red McDermott, lf	.182	.308	6	22	3	4	2	0	0	0	1	4	1-0	0	0	3	0	0
Red Corriden, if	.158	.238	37	133	12	21	7	0	0	4	13	34	2-1	1	0	1	5	6
Paddy Baumann, 2b	.149	.216	15	47	6	7	3	0	0	1	4	1	1-0	0	0	0	1	3
Jack Onslow, c	.103	.133	29	78	4	8	1	0	0	5	3	25	0-0	0	2	0	0	17
Al Bashang, lf	.080	.179	8	25	0	2	0	0	0	0	3	9	0-0	0	0	0	0	2
Pitchers	.205	.255	154	512	49	105	12	2	3	50	31	97	0-0	19	5	5	10	24
Team	.260	.336	154	5362	719	1396	186	70	18	656	567	631	182-77	55	66	74	116	229

PB: Stanage 13, J. Onslow 3, Kocher 1.

OF assists: Crawford 22, Cobb 10, D. Jones 5, J. Delahanty 3, Veach 3, Perry 2, Vitt 2, Gainer 1.

Pitcher HR: Ed Willett 2, Jack Lake 1.

Player	W-L	ERA	G	GS	CG	Sh	Sv	IP	H	R-ER	HR	BB	SO	HB	WP
Jean Dubuc	18-13	2.92	36	26	18	2	2	252.3	205	101-82	7	76	94	10	2
Ed Willett	16-15	3.54	37	31	19	3	1	272.3	279	141-107	6	96	84	8	4
George Mullin	11-14	3.92	27	25	10	1	0	208.7	229	115-91	3	62	66	4	1
Joe Lake-a	8-8	4.37	22	15	8	0	0	134.0	165	90-65	4	38	75	4	3
Tex Covington	4-7	4.80	21	9	3	0	0	110.7	119	63-59	3	59	63	2	5
Ralph Works	3-9	6.24	31	17	6	0	2	154.3	215	123-107	1	75	50	8	8
Hooks Dauss	2-1	3.42	3	3	2	0	0	26.3	20	11-10	1	20	7	0	0
Ed Summers	2-1	5.09	3	3	2	0	0	23.0	33	13-13	2	1	8	0	0
Charlie Wheatley	2-3	3.29	5	5	2	0	0	38.3	42	19-14	0	20	17	1	0
Pat McGehee	1-0	0.00	1	1	1	0	0	9.0	4	1-0	0	2	0	1	0
Alex Remneas	0-0	0.00	1	0	0	0	0	2.7	1	0-0	0	1	1	0	0
Ed Lafitte	0-0	4.50	1	0	0	0	0	2.0	3	1-1	0	1	1	0	0
Bill Donovan	0-0	10.97	3	1	0	0	0	10.7	20	15-13	0	4	7	1	0
Hub Pernoll	0-1	4.91	4	0	0	0	0	7.3	11	4-4	0	3	1	0	0
Bun Troy	0-1	7.15	3	2	0	0	0	11.3	22	10-9	0	3	1	0	1
Harry Moran	0-1	10.08	5	2	0	0	0	25.0	49	40-28	2	21	7	1	0
Allan Travers	0-1	13.00	1	1	1	0	0	9.0	22	13-13	0	9	2	0	0
Willie Jensen	0-3	8.66	7	4	1	0	0	35.3	54	40-34	5	21	12	0	1
Bill Burns	0-4	9.99	6	5	0	0	0	24.3	55	29-27	0	4	1	1	1
Team	68-86	4.51	223	154	74	6	5	1394.3	1593	851-698	36	525	516	41	26

Balks: none

Replacement players represents collective total of May 16 game, in which replacements were used. See box score for details.

1912 St. Louis Browns

59-95, .383, - 55 games, seventh place

<u>Player</u>	<u>Avg</u>	<u>OB</u>	<u>G</u>	<u>AB</u>	<u>R</u>	<u>H</u>	<u>2B</u>	<u>3B</u>	<u>HR</u>	<u>RBI</u>	<u>BB</u>	<u>K</u>	<u>SB-CS</u>	<u>Sac</u>	<u>SF</u>	<u>HBP</u>	<u>DP</u>	<u>E</u>
Jim Stephens, c	.294	.311	60	211	25	62	11	3	0	24	6	29	0-0	9	2	0	4	17
George Stovall, 1b	.229	.267	110	401	27	92	16	4	0	44	16	52	1-5	3	6	7	9	11
Del Pratt, 2b-rf	.256	.296	154	624	70	160	19	21	5	66	32	73	5-9	8	1	4	11	27
Bobby Wallace, ss	.160	.250	102	331	25	53	8	2	0	18	40	38	1-0	4	1	0	12	14
Jimmy Austin, 3b	.235	.275	144	609	71	143	14	10	3	63	29	75	19-14	14	1	5	12	22
Willie Hogan, lf	.198	.260	110	378	35	75	8	2	0	43	34	58	6-10	4	7	0	8	14
Burt Shotton, cf	.313	.407	151	594	91	186	17	7	2	52	92	57	19-20	5	3	4	11	37
Gus Williams, rf	.321	.389	64	221	35	71	16	8	0	43	34	58	11-2	2	1	0	1	8
Lou Criger, c	.667	.667	1	3	0	2	0	0	0	2	0	1	0-0	0	0	0	0	0
Phil Ketter, c	.429	.429	2	7	2	3	0	0	0	1	0	0	0-0	1	0	0	0	1
George Aiton, lf	.400	.500	9	20	4	8	0	0	0	0	4	7	0-0	1	0	0	1	2
Frank LaPorte, 2b-t	.338	.384	69	266	35	90	16	3	2	37	22	28	4-1	0	4	0	4	5
Pete Compton, lf	.325	.376	79	268	37	87	6	4	1	33	20	31	7-4	4	3	4	4	6
Charlie Snell, c	.318	.423	6	22	5	7	1	0	0	1	3	5	0-0	1	0	1	2	6
Bunny Brief, lf-1b	.308	.404	9	39	6	12	3	0	0	3	6	3	1-0	1	1	1	0	1
Paul Krichell, c	.268	.372	62	153	23	41	10	0	0	13	23	20	0-2	2	1	3	6	17
Joe Kutina, 1b	.235	.265	60	196	12	46	4	1	0	18	9	33	0-1	1	5	1	10	3
John Daley, ss	.222	.407	24	45	16	10	0	0	2	8	12	7	1-0	1	0	2	2	1
Heinie Jantzen, rf	.200	.223	45	135	11	27	0	0	0	6	4	23	2-2	0	0	0	2	2
Ed Hallinan, ss	.198	.247	33	86	10	17	0	0	0	4	6	13	0-1	1	1	0	0	4
Bill Brown, of	.172	.167	9	29	1	5	0	0	0	2	0	6	0-0	1	1	0	4	
Fred Crossin, c	.154	.154	10	39	3	6	0	0	0	2	1	6	1-0	0	0	0	1	6
Walt Alexander, c	.131	.239	32	99	7	13	5	0	1	7	13	29	0-0	2	0	1	1	8
Eddie Miller, 1b	.100	.152	9	30	1	3	0	0	0	2	2	9	0-1	0	1	0	0	0
Henry Smoyer, ss	.087	.222	7	23	1	2	0	0	0	0	4	6	0-0	1	0	0	0	0
Doc Shanley, ss	.077	.077	5	13	0	1	0	0	0	1	1	3	0-0	0	0	0	0	2
Tom Tennant, of	.000	.000	6	3	1	0	0	0	0	0	0	0	0-0	0	0	0	0	0
Charlie Miller ss	.000	.000	3	4	0	0	0	0	0	1	0	0	0-0	0	1	0	0	1
Pitchers	.156	.214	154	450	37	70	4	4	0	26	32	127	0-3	21	3	2	7	18
Team	.242	.302	154	5299	591	1292	158	69	16	508	436	764	78-75	87	43	35	108	237

Passed balls: W. Alexander 5, Stephens 2, Krichell 2.

OF assists: Compton 8, Shotton 8, G. Williams 4, Jantzen 4, Hogan 4, LaPorte 3, B. Brown 2, Aiton 1.

Pitcher HR: none.

<u>Player</u>	<u>W-L</u>	<u>ERA</u>	<u>G</u>	<u>GS</u>	<u>CG</u>	<u>Sh</u>	<u>Sv</u>	<u>IP</u>	<u>H</u>	<u>R-ER</u>	<u>HR</u>	<u>BB</u>	<u>SO</u>	<u>HB</u>	<u>WP</u>
Mack Allison	11-12	4.19	28	20	6	1	0	169.7	211	107-79	1	58	11	5	6
Earl Hamilton	10-14	2.62	33	26	16	2	1	244.3	221	102-71	0	92	110	3	4
Geo. Baumgardner	9-16	3.75	29	27	11	2	0	219.0	232	108-92	3	94	126	10	3
Jack Powell	7-13	4.29	26	21	12	1	0	172.0	191	106-82	2	61	58	3	1
Elmer Brown	6-9	2.30	22	13	7	0	1	129.33	107	52-33	1	42	57	10	1
Carl Weilman	4-3	1.64	9	6	5	2	1	65.7	62	17-12	1	7	27	1	0
Curly Brown	3-3	4.55	17	4	0	0	2	63.3	75	37-32	0	38	21	3	1
Barney Peltz-t	2-4	3.94	6	6	2	0	0	45.7	58	33-20	0	14	20	1	1
Joe Lake-t	2-4	4.03	11	6	0	0	1	58.0	79	32-26	0	16	36	3	1
Willie Adams	1-3	5.84	12	5	1	0	0	49.3	75	38-32	1	15	22	3	2
Roy Mitchell	1-9	5.56	15	9	3	1	0	89.0	123	66-55	0	32	29	3	1
John Frill	0-0	6.00	3	3	0	0	0	18.0	27	14-12	2	3	11	1	0
Hack Spencer	0-0	4.50	1	0	0	0	0	2.0	3	1-1	0	2	1	0	0
Biddy Napier	0-1	3.43	4	2	0	0	0	21.0	29	8-8	0	2	7	0	0
Team	59-95	3.76	232	154	63	9	7	1408.3	1557	762-588	13	511	550	49	24

Balks: Allison 3.

1912 New York Highlanders
56-98, .364, -58 games, eighth place

<u>Player</u>	<u>Avg</u>	<u>OB</u>	<u>G</u>	<u>AB</u>	<u>R</u>	<u>H</u>	<u>2B</u>	<u>3B</u>	<u>HR</u>	<u>RBI</u>	<u>BB</u>	<u>K</u>	<u>SB-CS</u>	<u>Sac</u>	<u>SF</u>	<u>HBP</u>	<u>DP</u>	<u>E</u>
Ed Sweeney, c	.227	.296	105	352	26	80	9	1	0	28	34	48	3-1	4	2	4	10	24
Hal Chase, 1b	.250	.283	132	584	78	146	23	8	3	55	26	58	17-9	10	3	2	5	16
Hack Simmons, 2b	.267	.330	112	419	37	112	17	3	1	43	36	52	7-7	3	2	4	5	31
Jack Martin, ss-if	.213	.339	73	240	27	51	4	0	0	15	34	37	12-2	3	0	12	5	22
Dutch Sterrett, 3b-of	.296	.347	62	240	28	71	7	6	2	30	19	29	11-0	4	4	2	6	10
Bert Daniels, lf	.290	.351	125	544	75	158	25	12	2	52	41	49	23-15	8	3	11	12	18
Guy Zinn, cf-rf	.293	.369	109	410	57	120	16	7	8	51	48	46	10-6	6	2	3	12	5
Roy Hartzell, rf-if	.278	.366	130	471	65	131	8	13	2	62	68	60	16-13	9	6	1	10	25
John Dowd, ss	.400	.580	13	35	11	14	3	0	0	6	10	4	0-0	0	0	5	1	7
Gus Fisher, c	.400	.455	3	10	0	4	0	0	0	2	1	1	0-0	0	0	0	0	1
Jack Lelivelt, cf-a	.360	.390	28	114	4	41	4	5	3	20	5	7	1-1	0	2	2	2	7
Johnny Priest, 2b	.333	.375	6	15	2	5	0	0	0	4	1	1	0-0	0	0	0	0	1
Birdie Cree, of	.344	.417	50	192	29	66	12	11	0	27	15	16	8-7	5	1	10	2	7
Del Paddock, if	.307	.403	49	176	19	54	6	4	1	21	24	25	4-4	1	1	5	5	7
Harry Wolter, of	.302	.474	13	43	9	13	1	0	0	2	10	4	1-0	0	0	4	1	2
Pat Maloney, cf	.262	.293	26	84	6	22	1	0	0	13	5	16	1-0	0	3	0	2	3
Earle Gardner, 2b	.261	.273	44	161	10	42	3	1	0	19	2	22	2-2	3	1	1	3	7
Harry Wolverton, 3b	.255	.278	16	51	7	13	1	2	0	4	1	3	1-0	0	1	1	2	4
Bill Stumpf, 2b-if	.250	.295	50	144	12	36	0	0	0	11	10	18	5-1	3	2	0	3	12
Cozy Dolan, 3b	.233	.266	19	60	3	14	1	2	0	5	3	8	2-3	1	1	0	2	2
Tom McMillan, ss	.223	.275	28	121	11	27	2	0	0	10	8	16	10-4	1	1	1	0	4
Ezra Midkiff, 3b	.204	.259	32	98	8	20	0	0	0	9	7	11	2-1	3	2	1	1	2
Curt Coleman, 3b	.189	.231	12	37	5	7	3	0	2	6	2	8	0-0	0	0	0	0	2
Klondike Smith, of	.184	.216	14	49	3	9	1	0	0	1	1	11	1-1	0	0	1	1	1
Bill Otis, of	.167	.212	11	30	3	5	0	0	0	3	2	12	0-0	0	1	0	0	1
Bob Williams, c	.151	.286	21	53	8	8	1	0	0	2	10	8	0-0	2	0	0	2	11
George Batten, 2b	.143	.250	4	14	1	2	0	0	0	0	2	3	0-0	0	0	0	0	2
Jack Little, of	.143	.143	4	14	0	2	0	0	0	2	0	4	0-0	1	0	0	0	1
Gabby Street, c	.128	.234	33	94	3	12	1	1	0	8	8	23	1-0	5	3	6	4	5
Benny Kauff, of	.000	.000	4	11	2	0	0	0	0	0	0	0	1-0	0	0	0	0	1
Homer Thompson, c	.000	.000	2	5	0	0	0	0	0	0	0	0	0-0	0	0	0	0	1
Pitchers	.210	.263	154	486	46	102	12	3	1	47	33	90	4-3	8	5	4	6	31
Team	.259	.325	154	5357	595	1387	161	79	25	558	463	690	146-81	80	46	80	104	273

Passed balls: Street 10, Sweeney 7, B. Williams 4

OF assists: Daniels 11, Cree 5, Hartzell 4, Sterrett 4, Zinn 4, Maloney 1, K. Smith 1

Pitcher HR: Russ Ford 1.

<u>Player</u>	<u>W-L</u>	<u>ERA</u>	<u>G</u>	<u>GS</u>	<u>CG</u>	<u>Sh</u>	<u>Sv</u>	<u>IP</u>	<u>H</u>	<u>R-ER</u>	<u>HR</u>	<u>BB</u>	<u>SO</u>	<u>HB</u>	<u>WP</u>
Russ Ford	14-20	3.40	36	35	20	1	0	286.0	308	142-108	11	81	103	10	2
Jack Warhop	13-13	2.55	36	22	14	3	1	233.0	215	100-66	4	53	122	10	0
Ray Caldwell	6-19	5.27	33	27	9	0	0	213.3	265	175-125	7	78	123	9	2
George McConnell	6-13	3.42	26	20	12	2	0	179.0	178	95-68	1	70	87	6	4
John Picus Quinn	6-7	4.10	22	11	8	0	1	109.7	137	78-50	5	33	68	5	1
Ray Fisher	4-8	6.17	19	13	4	2	0	109.3	162	91-75	2	41	69	4	6
Iron Davis	3-3	8.17	12	8	1	1	1	48.7	88	48-44	2	33	26	4	2
Ray Keating	2-2	7.68	6	5	2	0	0	38.7	57	36-33	0	17	27	0	1
Tommy Thompson	1-1	6.88	10	2	0	0	0	35.3	47	33-27	1	15	17	3	3
Hippo Vaughn -t	1-11	5.70	15	10	1	0	0	83.7	108	71-53	0	59	40	1	4
Al Schulz	0-0	1.74	5	0	0	0	0	10.3	12	2-2	0	3	3	0	0
George Shears	0-0	19.65	6	0	0	0	0	7.3	20	17-16	2	5	3	0	0
Red Hoff	0-1	9.00	5	1	0	0	0	14.0	31	20-14	9	13	0	0	0
Team	56-98	4.48	231	154	71	9	3	1368.3	1628	908-681	44	501	688	52	25

Balks: Ford 1, Caldwell 1.

1912 AL Traded Players Combined Statistics

Position Players

Neal Ball	Avg	OBP	G	AB	R	H	2b	3b	HR	RBI	BB	K	SB-CS	Sac	SF	HBP	DP	E
Cleveland	.272	.304	39	136	14	37	5	1	0	21	7	16	4-2	0	4	1	4	3
Boston AL	.167	.216	15	48	6	8	1	0	0	23	5	4-1	1	0	0	0	3	
Total	.245	.281	54	184	20	45	6	1	0	23	10	21	8-3	1	4	1	4	6

Ted Easterly	Avg	OBP	G	AB	R	H	2b	3b	HR	RBI	BB	K	SB-CS	Sac	SF	HBP	DP	E
Cleveland	.333	.364	53	183	21	61	6	1	3	32	10	15	0-0	1	4	1	5	16
Chicago AL	.305	.300	16	59	5	18	1	0	2	10	0	4	0-0	0	1	0	2	3
Total	.326	.349	69	242	26	79	7	1	5	42	10	19	0-0		15	1	7	19

Frank LaPorte	Avg	OBP	G	AB	R	H	2b	3b	HR	RBI	BB	K	SB-CS	Sac	SF	HBP	DP	E
St. Louis AL	.338	.384	69	266	35	90	16	3	2	37	22	28	4-1	0	4	0	4	5
Washington	.256	.324	44	164	18	42	6	3	1	27	17	16	1-2	2	5	2	2	17
Total	.307	.360	113	430	53	132	22	6	3	64	39	44	5-3	2	9	2	6	22

Pitchers

Eddie Cicotte	W-L	ERA	G	GS	CG	Sh	Sv	IP	H	R-ER	HR	BB	K	HB	WP
Boston AL	5-3	2.58	10	7	6	0	1	62.7	62	25-18	0	20	35	2	2
Chicago AL	6-12	4.03	17	17	8	1	0	127.3	138	71-57	1	42	82	4	8
Total	11-15	3.55	27	24	14	1	1	190.0	200	78-75	1	62	117	6	10

Roy Crabb	W-L	ERA	G	GS	CG	Sh	Sv	IP	H	R-ER	HR	BB	SO	HB	WP
Chicago AL	0-1	1.00	1	1	1	0	0	9.0	6	1-1	0	1	4	0	0
Philadelphia AL	1-5	4.91	7	7	1	0	0	47.7	58	29-26	0	16	13	3	4
Total	1-6	4.29	8	8	2	0	0	56.7	64	30-27	0	17	17	3	4

Joe Lake	W-L	ERA	G	GS	CG	Sh	Sv	IP	H	R-ER	HR	BB	SO	HB	WP
St. Louis AL	2-4	4.03	11	6	0	0	1	58.0	79	32-26	0	16	36	3	1
Detroit	8-8	4.37	22	15	9	0	0	134.0	165	90-65	4	38	78	4	3
Total	10-12	4.27	33	21	9	0	1	192.0	244	96-91	4	54	111	7	4

Hippo Vaughn	W-L	ERA	G	GS	CG	Sh	Sv	IP	H	R-ER	HR	BB	SO	HB	WP
New York AL	1-11	5.70	15	10	1	0	0	83.7	108	71-53	0	59	40	1	4
Washington	1-4	6.16	12	8	1	0	0	57.0	84	51-39	1	25	24	1	2
Total	2-15	5.89	27	18	2	0	0	140.7	192	122-92	1	84	64	2	6

1912 American League Pinch Hitting

As was the custom during the Deadball Era, pinch hitters, were used sparingly in the 1912 AL replay. Predictably, two of the teams with the poorest offenses, Chicago (78 AB) and New York (73 AB) called on the greatest numbers of pinch-hitters late in games in attempts to get something started,

Boston led the league in overall team pinch-hitting (.267), but only sent 30 pinch-hitters to the plate. Detroit pinch-hitters (.190) fell below .200 for the second straight season. The weak-hitting Chicago White Sox had six extra base pinch hits, the most in the league, five of them by Jack Fournier.

Team	Avg	AB	H	2B	3B	HR	RBI	BB	Other
Boston	.267	30	8	2	0	0	6	5	BB, Sac
St. Louis	.254	63	16	1	0	0	8	4	HBP, SF, GDP
Washington	.227	44	10	2	0	0	3	4	2 SF, GDP
Philadelphia	.225	40	9	0	1	1	5	8	
Cleveland	.220	50	11	2	0	0	8	4	SF, C int
New York	.219	73	16	0	1	0	6	6	HBP, SF
Chicago	.218	78	17	4	2	0	11	5	
Detroit	.190	58	11	1	0	0	1	1	Sac
League total	.225	436	98	12	4	1	48	28	
AL Average	.225	55	12	2	1	0	6	4	

Pinch hit leaders



Chicago's **Jack Fournier** (10-39, .256) did not hit for the highest pinch-hitting average in the AL, but was easily the most productive of league pinch hitters. Fournier drove in 10 runs and his 10 hits included five extra-base blows (four doubles and a triple).

Philadelphia's **Harl Maggert** hit the only pinch-hit home run of the season, July 19, off Cleveland's Vean Gregg, a solo shot that scored one of three A's runs in a lopsided 15-3 loss to the Naps ace lefty.

10 or more AB	Avg	AB	H	2B	3B	HR	RBI	BB	Other
Olaf Henriksen, Bos	.400	10	4	0	0	0	2	2	
Pete Compton	.363	11	4	1	0	0	3	0	HBP
Harl Maggert, Phila	.308	13	4	0	1	1	3	1	
Jack Fournier, Chi	.256	39	10	4	1	0	10	2	HBP, SF

Pinch hits	Hits	Runs Batted In	RBI	Bases on balls	BB
Jack Fournier, Chi	10	Jack Fournier, Chi	10	Amos Strunk, Phila	4
Harl Maggert, Phila	4	Harl Maggert, Phila	3	Five tied with	2
		Pete Compton, StL	3		

Pinch hit at bats	AB	2b	3b	HR
Jack Fournier, Chi	39	Jack Fournier, Chi	Five with one	
Napoleon Lajoie, Cleve	17	HR Harl Maggert, Phila (July 19, off Vean Gregg, Cleveland)		

Boston Red Sox	Avg	AB	H	2B	3B	HR	RBI	BB	Other
Clyde Engle	1.000	1	1	0	0	0	1	0	Sac
Larry Gardner	.500	2	1	0	0	0	0	0	
Olaf Henriksen	.400	10	4	0	0	0	2	2	
Jake Stahl	.200	5	1	1	0	0	2	0	
Hugh Bradley	.091	11	1	1	0	0	1	2	
Neal Ball-a	.000	1	0	0	0	0	0	0	
Heinie Wagner	∞	0	0	0	0	0	0	1	BB
Total	.267	30	8	2	0	0	6	5	BB, Sac

Philadelphia Athletics	Avg	AB	H	2B	3B	HR	RBI	BB	Other
Jack Lapp	1.000	1	1	0	0	0	1	0	
Bris Lord	.500	2	1	0	0	0	0	1	
Amos Strunk	.286	7	2	0	0	0	1	4	
Rube Oldring	.200	10	2	0	0	0	0	0	
Harl Maggert	.308	13	4	0	1	1	3	1	
Ira Thomas	.500	2	1	0	0	0	0	0	
Jack Barry	.000	1	0	0	0	0	0	0	
Claud Derrick	.000	1	0	0	0	0	0	0	
Chuck Emerson	.000	1	0	0	0	0	0	0	
Stuffy McInnis	.000	1	0	0	0	0	0	0	
Danny Murphy	.000	1	0	0	0	0	0	1	
<u>Frank Baker</u>	<u>∞</u>	<u>0</u>	<u>0</u>	<u>0</u>	<u>0</u>	<u>0</u>	<u>0</u>	<u>1</u>	
Total	.225	40	9	0	1	1	5	8	
Cleveland Indians									
	Avg	AB	H	2B	3B	HR	RBI	BB	Other
Ivy Olson	.667	3	2	0	0	0	0	0	
Napoleon Lajoie	.429	7	3	0	0	0	1	0	
Joe Birmingham	.400	5	2	0	0	0	2	0	
Jack Graney	.333	3	1	1	0	0	1	0	
Hank Butcher	.200	5	1	0	0	0	0	2	
Ted Easterly	.200	5	1	1	0	0	1	0	
Neal Ball-t	.167	6	1	0	0	0	2	0	
Bert Adams	.000	1	0	0	0	0	0	0	
Art Griggs	.000	1	0	0	0	0	0	0	
Moxie Meixell	.000	1	0	0	0	0	0	0	
Ken Nash	.000	1	0	0	0	0	0	0	
Steve O'Neill	.000	1	0	0	0	0	0	0	
Buddy Ryan	.000	2	0	0	0	0	0	1	C int
Tim Hendryx	.000	3	0	0	0	0	0	0	
Doc Johnston	.000	6	0	0	0	0	0	1	
<u>Howard Baker</u>	<u>∞</u>	<u>0</u>	<u>0</u>	<u>0</u>	<u>0</u>	<u>0</u>	<u>1</u>	<u>0</u>	SF
Total	.220	50	11	2	0	0	8	4	SF, C int
Washington Senators									
	Avg	AB	H	2B	3B	HR	RBI	BB	Other
Joe Agler	.750	4	3	2	0	0	0	0	GIDP
Rip Williams	.444	9	4	0	0	0	1	0	
Ray Moran	.333	3	1	0	0	0	0	0	
Tilly Walker	.167	6	1	0	0	0	1	1	SF
Germany Schaefer	.100	10	1	0	0	0	1	1	SF
Bill Kenworthy	.000	1	0	0	0	0	0	1	
Jack Knight	.000	1	0	0	0	0	0	1	
Chick Gandil	.000	1	0	0	0	0	0	0	
Roxey Roach	.000	1	0	0	0	0	0	0	
Jack Ryan	.000	2	0	0	0	0	0	0	
<u>Eddie Ainsmith</u>	<u>.000</u>	<u>5</u>	<u>0</u>	<u>0</u>	<u>0</u>	<u>0</u>	<u>0</u>	<u>0</u>	
Total	.227	44	10	2	0	0	3	4	2 SF, GIDP
Chicago White Sox									
	Avg	AB	H	2B	3B	HR	RBI	BB	Other
Babe Borton	1.000	1	1	0	0	0	0	0	
Harry Lord	.500	2	1	0	0	0	0	0	
Buck Weaver	.500	2	1	0	0	0	0	0	
Jack Fournier	.256	39	10	4	1	0	10	2	HBP, SF
Cuke Barrows	.250	4	1	0	0	0	0	0	
Nixey Callahan	.250	4	1	0	0	0	0	0	
Rollie Zeider	.182	11	2	0	1	0	1	2	
Ping Bodie	.000	1	0	0	0	0	0	0	
Ted Easterly	.000	1	0	0	0	0	0	0	
Walt Kuhn	.000	1	0	0	0	0	0	0	
Wally Mattick	.000	1	0	0	0	0	0	0	
Wally Mayer	.000	1	0	0	0	0	0	0	
Morrie Rath	.000	1	0	0	0	0	0	0	
Mutz Ens	.000	2	0	0	0	0	0	0	
Bruno Block	.000	3	0	0	0	0	0	0	
<u>Marty McIntyre</u>	<u>.000</u>	<u>4</u>	<u>0</u>	<u>0</u>	<u>0</u>	<u>0</u>	<u>0</u>	<u>1</u>	
Total	.218	78	17	4	2	0	11	5	

	Avg	AB	H	2B	3B	HR	RBI	BB	Other
Detroit Tigers									
Ed Onslow	1.000	1	1	0	0	0	0	0	
Jim Delahanty	.500	2	1	0	0	0	0	0	
George Moriarity	.333	3	1	0	0	0	0	1	
Ossie Vitt	.286	7	2	0	0	0	1	0	
Baldy Louden	.200	5	1	0	0	0	0	0	
Del Gainer	.182	22	4	1	1	0	0	0	Sac
Davy Jones	.125	8	1	0	0	0	0	0	
Paddy Baumann	.000	1	0	0	0	0	0	0	
Red Corriden	.000	1	0	0	0	0	0	0	
Hughie Jennigs	.000	1	0	0	0	0	0	0	
Jack Onslow	.000	1	0	0	0	0	0	0	
Charlie Deal	.000	3	0	0	0	0	0	0	
<u>Hank Perry</u>	<u>.000</u>	<u>3</u>	<u>0</u>	<u>0</u>	<u>0</u>	<u>0</u>	<u>0</u>	<u>0</u>	
Total	.190	58	11	1	0	0	1	1	Sac
St. Louis Browns									
Gus Williams	.500	6	3	0	0	0	1	0	Other
George Aiton	.500	2	1	0	0	0	0	0	
Tom Tennant	.500	2	1	0	0	0	0	0	
Pete Compton	.363	11	4	1	0	0	3	0	HBP
Frank LaPorte-t	.333	3	1	0	0	0	1	0	
George Stovall	.222	9	2	0	0	0	1	1	
Joe Kutina	.200	10	2	0	0	0	1	0	SF, GDP
Heinie Jantzen	.167	6	1	0	0	0	0	0	
Ed Hallinan	.143	7	1	0	0	0	0	0	
Walt Alexander	.000	1	0	0	0	0	0	0	
Charlie Miller	.000	1	0	0	0	0	0	0	
Jim Stephens	.000	1	0	0	0	0	0	0	
Bill Brown	.000	2	0	0	0	0	0	0	
Willie Hogan	.000	5	0	0	0	0	1	1	
Del Pratt	∞	0	0	0	0	0	0	1	
<u>Henry Smoyer</u>	<u>∞</u>	<u>0</u>	<u>0</u>	<u>0</u>	<u>0</u>	<u>0</u>	<u>0</u>	<u>1</u>	
Total	.254	63	16	1	0	0	8	4	HBP, SF, GDP
New York Highlanders									
Tom McMillan	1.000	1	1	0	0	0	1	0	Other
Harry Wolter	1.000	1	1	0	0	0	0	0	
Guy Zinn	.750	4	3	0	0	0	0	0	
Bert Daniels	.500	2	1	0	0	0	0	1	HBP
Earle Gardner	.500	2	1	0	0	0	0	1	
Johnny Priest	.500	2	1	0	0	0	1	0	
Harry Wolverton	.500	2	1	0	1	0	1	0	SF
Cozy Dolan	.333	3	1	0	0	0	0	0	
Jack Martin	.333	3	1	0	0	0	0	0	
Del Paddock	.333	3	1	0	0	0	1	0	
Bill Otis	.250	4	1	0	0	0	0	0	
Bill Stumpft	.143	7	1	0	0	0	0	0	
Hack Simmons	.091	11	1	0	0	0	0	1	
Ezra Midkiff	.167	6	1	0	0	0	1	0	
Ed Sweeney	.000	0	0	0	0	0	0	1	
Jack Lelivelt	.000	1	0	0	0	0	0	0	
Bob Williams	.000	1	0	0	0	0	0	1	
John Dowd	.000	2	0	0	0	0	0	0	
Dutch Sterrett	.000	3	0	0	0	0	1	0	
Gabby Street	.000	3	0	0	0	0	0	0	
Roy Hartzell	.000	6	0	0	0	0	0	1	
<u>Pat Maloney</u>	<u>.000</u>	<u>6</u>	<u>0</u>	<u>0</u>	<u>0</u>	<u>0</u>	<u>0</u>	<u>0</u>	
Total	.219	73	16	0	1	0	6	6	HBP, SF
<i>Two or more teams</i>									
Neal Ball									
Cleveland	.167	6	1	0	0	0	2	0	Other
<u>Boston AL</u>	<u>.000</u>	<u>1</u>	<u>0</u>	<u>0</u>	<u>0</u>	<u>0</u>	<u>0</u>	<u>0</u>	
Total	.143	7	1	0	0	0	2	0	

1912 American League Batting Highlights**Cycle**

<u>Date</u>	<u>Batter</u>	<u>Opponent</u>	<u>Description</u>
June 30	Frank Baker, Phila	Chi	4-5, 2R HR, 3 RBI, 2 runs in 8-7 10-inning loss

Two home runs in one game (*pitchers noted in italics*)

July 8	Frank Baker, Phila	Det	Two 2R home runs, 5 RBI in 13-8 win
July 27	Frank Baker, Phila	DET	3R HR, 2R HR, 6 RBI in 10-1 win

Five or more RBI in one game (*pitchers in italics*)

<u>Date</u>	<u>Batter</u>	<u>Opponent</u>	<u>RBI</u>	<u>Description</u>
Apr 20	Ty Cobb, Det	Chi	5	4-5, 3R triple, RBI single SF
May 8	<i>Vean Gregg, Cleve</i>	NY	5	4-6, 3R HR, RBI triple, RBI single
May 10	Danny Murphy, Phila	Cleve	5	3R double, 2R single
May 11	Danny Murphy, Phila	Cleve	6	4-5, 3R double, 2R triple, RBI single
May 15	Larry Gardner, Bos	Cleve	5	2R 3b, 2R 2b, RBI single
May 18	Rube Oldring, Phila	StL	5	2R 3b, 2R single, RBI single
May 23	Shano Collins, Chi	Phila	5	4-5, 3R HR, 2 RBI singles
June 12	Frank Baker, Phila	NY	5	4-5, RBI 2b, 3 singles, groundout RBI
June 14	George Moriarity, Det	StL	5	2R 2b, RBI single, SF, bases loaded BB in 12-2 win
June 23	Harry Hooper, Bos	Phila	6	3-6, Grand Slam HR, two RBI singles in 13-2 win
June 28	Frank Baker, Phila	StL	5	3R triple, 2R HR in 11-10 loss
June 29	Duffy Lewis, Bos	StL	5	5-6, 3b, 2b, three singles, 3 runs in 19-4 win
July 1	Napoleon Lajoie, Cleve	NY	7	4-5, two 3R doubles, RBI single in 14-4 win
July 2	Howard Shanks, Wash	Det	5	5-6, 2 RBI doubles, 2R single, RBI single in 21-5 win
July 2	Howard Shanks, Wash	Det	5	1-2, 2R sngl, 2 SF, g.o.; 2nd consec game with 5 RBI
July 2	Joe Jackson, Cleve	NY	5	4-5, 2R triple, 3R double, 3 runs in 14-1 win
July 3	Buck Weaver, Chi	NY	5	2-5, 3R triple, 2R single in 11-8 win
July 7	Frank Baker, Phila	Det	5	3-6, 2R 2b, 2R single, RBI single, 5R in 24-0 blowout win
July 8	Frank Baker, Phila	Det	5	4-6, two 2R HRs, RBI triple in 13-8 win
July 24	Frank Baker, Phila	Det	6	3-4, 3R HR, 2R single, RBI single, BB in 10-1 win
July 27	Frank Baker, Phila	Det	6	4-5, 3R HR, 2R HR, RBI single in 10-1 win
July 27	George Stovall, StL	NY	5	5-6, 2 doubles, 3 singles in 13-2 win
July 31	Sam Crawford, Det	StL	5	5-6, 2 doubles, 3 singles, 5 RBI in 16-11 win
Aug 11	Sam Crawford, Det	NY	5	4-5, 2R single, 3 RBI single in 10-3 win
Aug 14	Howard Shanks, Wash	Cleve	5	2-5, 3R triple, 2R HR in 9-0 win
Aug 20	Chick Gandil, Wash	StL	5	3-5, 3R HR, 2R single in 10-9 loss
Aug 22	Tris Speaker, Bos	Det	6	3-5, Grand Slam HR, 2 RBI singles in 16-1 win
Sept 1	Napoloen Lajoie, Cleve	Wash	5	5-6, 2R triple, 4 singles, 3 runs in 12-5 win
Sept 10	Jimmy Walsh, Phila	Det	5	3-5, 3R HR, 2R triple in 17-1 win
Sept 25	Doc Johnston, Cleve	Det	5	4-5, 3R HR, two RBI singles in 15-4 win

Grand slam home runs

<u>Date</u>	<u>Batter</u>	<u>Opposing pitcher</u>
Apr 13	Hugh Bradley, Bos	Tom Hughes, Wash
June 9	Sam Crawford, Det	Frank Lange, Chi
June 16	Ira Thomas, Phila	Barney Pelty, Wash
June 23	Harry Hooper, Bos	Herb Pennock, Phila
July 22	Buck Weaver, Chi	Iron Davis, NY
Aug 18	Frank LaPorte, Wash	Hooks Dauss, Det
Aug 22	Tris Speaker, Cleve	Ed Willett, Det

Back-to-back home runs

<u>Date</u>	<u>Batters</u>	<u>Opposing pitcher</u>	<u>Description</u>
	None		

Leadoff home runs

<u>Date</u>	<u>Batter</u>	<u>Opposing pitcher</u>
July 2	Danny Moeller, Wash	Ed Willett, Det
July 21	Amos Strunk, Phila	Fred Blanding, Cleve

Pinch hit home runs

<u>Date</u>	<u>Batter</u>	<u>Opposing pitcher</u>
July 19	Harl Maggert, Phila	Vean Gregg, Cleve

Notable performances, team

<u>Date</u>	<u>Team</u>	<u>Opponent</u>	<u>Description</u>
Apr 24	St. Louis	Det	21 hits , 2 2b, 19 singles, in 8-5 win
May 8	Cleveland	NY	21-2 win over NY, 21 hits inc Gregg 3R HR, 2 triples , 3 doubles
May 11	Boston	Det	22 hits, seven 2b, two 3b in 14-2 victory
May 11	Philadelphia	Cleve	22 hits, 2 3b, 2 2b, 18 singles in 14-13 win
May 14	Detroit	Phila	22 hits, 3R HR, 2 2b, 19 singles in 19-0 win
May 16	Philadelphia	Det	22 hits, 2b, 21 singles in 13-2 win (Replacement Game)
May 22	Philadelphia	Chi	10 stolen bases in 6-1 win
May 27	Washington	Chi	20 hits, 3 triples, 2b, 15 singles in 14-0 win
June 14	Cleveland	Chi	24 hits , Griggs 3R HR and 3b, plus 22 singles in 12-7 win
June 18	Cleveland	StL	20 hits in 13-1 win, inc. Joe Birmingham 3R HR, 3 doubles
June 21	Boston	Phila	23 hits , 3 doubles, 20 singles in 17-14 slugfest win
June 21	Philadelphia	Bos	20 hits, 3b, 3 doubles, 16 singles in 17-14 loss
June 30	Boston	StL	25 hits , 3b, 4 doubles, 21 singles in 16-1 blowout win
July 1	Washington	Det	21-5 win over Tigers, 27 hits inc 3 3b, 3 2b, 21 singles
July 6	Washington	Chi	22 hits in 18-3 win, 6 doubles, 2 triples, Shanks 2R HR, total 9 XBH
July 7	Philadelphia	Det	24-0 win over Detroit, 34 hits , triple, 3 2b, 30 singles in blowout
July 8	Philadelphia	Det	21 hits in 13-8 win; second straight game with 20 or more hits
July 8	New York	StL	22 hits in 15-5 win; 7 runs in 2 nd inning, 2 2b, 2 3b, 18 singles
July 8	Boston	Cleve	20 hits in 11-2 win; 2 doubles, L. Gardner 2R HR, 17 singles
July 15	Cleveland	NY	20 hits in 11-2 win; 2 doubles, triple, Olson 2R HR
July 19	Cleveland	Phila	21 hits in 15-3 win; 10 runs in 5th inning , 2 triples, 2b, 18 singles
July 31	Detroit	StL	27 hits in 16-11 slugfest win; 3b, 3 2b, 23 singles
July 31	Philadephia	NY	20 hits in 17-1 win, 3 triples, 5 doubles, 12 singles
Aug 3	Cleveland	Det	Four triples in 7-0 win
Aug 9	Boston	NY	20 hits in 13-1 win; 2 doubles, 19 singles
Aug 12	New York	Det	Three HRs (Sterrett, Hartzel, Zinn) in 12-3 win
Aug 20	New York	Chi	20 hits in 15-4 win; Chase, Paddock each with 4 hits
Aug 22	Boston	Det	20 hits in 16-1 win; Speaker Grand Slam HR, Nunamaker 5-5
Sept 6	Philadelphia	Cleve	23 hits in 15-3 win; Eddie Murphy 5-6, Baker and McInnis 4 hits each
Sept 7	Chicago	NY	25 hits in 18-0 win; Shano Collins 5-6, Callahan solo HR

Five or more hits in one game

<u>Date</u>	<u>Batter</u>	<u>Opponent</u>	<u>Description</u>
Apr 26	Joe Jackson, Cleve	StL	5-5, 2b, two 3b, 2 singles, BB, 4 RBI
May 1	Stuffy McInnis, Phila	Bos	5-5, 5 singles, 3 RBI, run in 11-0 win
May 14	Clyde Milan, Wash	Chi	5-5, HR, 4 singles, 4 runs, 2 SB in 7-2 win
May 22	Joe Jackson, Cleve	NY	5-5, 5 singles, RBI, run in 8-3 win
May 22	Jim Delahanty, Det	Wash	5-5 2b, 4 singles, SF, 4 RBI in 14-4 win
May 27	John Henry, Wash	Chi	5-5, 5 singles, RBI, 2 runs, SB in 14-0 win
June 14	Art Griggs, Cleve	Chi	5-6, 3R HR, 3b, 3 singles, 4 runs, 4 RBI in 12-7 win
June 21	Rube Oldring, Phila	Bos	5-6, 2b, five singles, 3 RBI 4 runs in 17-14 loss
June 29	Duffy Lewis, Bos	StL	5-6, 3b, 2b, three singles, 5 RBI , 3 runs in 19-4 win
July 1	Howard Shanks, Wash	Det	5-6, 2 doubles, 3 singles, 2 runs, 5 RBI in 21-5 win
July 1	Ray Morgan, Wash	Det	5-5, 5 singles, 4 runs, SF, 4 RBI in 21-5 win
July 3	Joe Jackson, Cleve	Phila	5-5, 3R triple, 2b, 3 singles, 4 RBI, run, SB in 12-6 win
July 3	Bert Daniels, NY	Chi	5-6, 2b 4 singles, 3 runs, RBI in 11-8 loss
July 7	Stuffy McInnis, Phila	Det	5-7, 2b, 4 singles, 3 RBI in 24-0 win
July 8	Bert Daniels, NY	StL	5-6, 2b, 4 singles, 2 RBI 3 runs in 15-5 win
July 8	Larry Gardner, Bos	Cleve	5-5, 2R HR, RBI 2b, 3 singles, 2 runs in 11-2 win
July 12	Sam Crawford, Det	NY	5-5, 3b, 4 singles, 3 RBI in 8-7 loss
July 14	Bert Daniels, NY	Det	5-5, 5 singles, 4 RBI, run, SB; 2nd 5-hit game in single week
July 17	Ty Cobb, Det	Wash	5-5, 2R HR, 4 singles, SB in 7-5 win
July 27	George Stovall, StL	NY	5-6, 2 doubles, 3 singles, 5 RBI in 13-2 win
July 29	Davy Jones, Det	StL	5-9, 5 singles, 2 runs, SB in 9-8 18-inning loss
July 31	Davy Jones, Det	StL	5-7, 5 singles, 3R in 16-11 win; 2nd 5-hit game in 3 games
July 31	Sam Crawford, Det	StL	5-6, 2 doubles, 3 singles, 5 RBI in 16-11 win
Aug 22	Les Nunamaker, Bos	Det	5-5, 2R triple, RBI 2b, three singles, 4 runs, 3 RBI

Five or more hits in one game (continued)

<u>Date</u>	<u>Batter</u>	<u>Opponent</u>	<u>Description</u>
Aug 26	Wally Mattick, Chi	Wash	5-5, Two 2b, 3b, 2 singles, 2 runs, 3 RBI in 11-1 win
Sept 1	Napoleon Lajoie, Cleve	Wash	5-6, 2R triple, 4 singles, 3 runs, 5 RBI
Sept 4	Hal Chase, NY	Cleve	6-6 , 6 singles, 3 runs, 3 RBI in 15-5 win
Sept 6	Eddie Murphy, Phila	Cleve	5-6, 5 singles, 3 RBI, 2 runs in 15-3 win
Sept 7	Shano Collins, Chi	NY	5-6, 5 singles, BB, 4 RBI, 2 runs in 18-0 win
Sept 11	Shano Collins, Chi	Wash	5-5, 3 runs, stole 2b, 3b, home, RBI in 11-3 win

Notable individual batter performances (*pitchers noted in italics*)

<u>Date</u>	<u>Batter</u>	<u>Opponent</u>	<u>Description</u>
Apr 11	Buddy Ryan, Cleve	Chi	4-5, 2b, 2R, SB in 4-3 Opening Day loss
Apr 12	Frank LaPorte, StL	Det	4-5, 3 singles, 2b, run in 7-6 loss
Apr 13	Burt Shotton, StL	Det	4-5, 4 singles, 2 runs in 6-1 win
Apr 16	Danny Murphy, Phila	Bos	4-5, 2 2b, 3 RBI, run, HBP in 10-5 win
Apr 18	Shano Collins, Chi	Det	4-5, 3 singles, 2b, RBI, 2 runs in 9-3 win
Apr 19	Clyde Milan, Wash	Phila	4-5, 4 singles, 2 runs, SB in 7-6 win
Apr 19	Napoleon Lajoie, Cleve	StL	4-4, 3R triple, 3 singles, sac in 8-0 win
Apr 20	Frank Baker, Phila	Wash	4-5, 3 2b,, 2 RBI, run in 6-5 10-inning loss
Apr 20	Ty Cobb, Det	Chi	4-5, 3R triple, 3 singles, SF, 5 RBI
Apr 20	Burt Shotton, StL	Det	4-4, 4 singles, RBI in 13-3 loss
Apr 22	Tris Speaker, Bos	Wash	4-5, 4 singles, 3 RBI, run in 8-3 win
Apr 22	Earle Gardner, NY	Phila	4-4, 2 RBI, run in 6-2 win over Phila.
Apr 23	Larry Gardner, Bos	Wash	4-7, 3R game winning triple in 13th , 3 singles, 4 RBI
Apr 23	Clyde Milan, Wash	Bos	3-7, 4 SB , 3 runs in 4-1, 13-inning loss
Apr 23	Eddie Foster, Wash	Bos	4-4, 4 singles, 2 BB, 2 runs, 2 SB
Apr 27	Tris Speaker, Bos	NY	4-5, 4 singles, 3 RBI, 2 runs in 10-4 win
Apr 27	Hal Chase, NY	Bos	4-5, 4 singles, run in 10-4 loss
Apr 29	Tilly Walker, Wash	NY	4-6, 2b, 3 singles, 2 RBI, 2 runs
Apr 30	Harry Lord, Chi	StL	4-4, 2b, 3 singles, 2 RBI, HBP
Apr 30	Terry Turner, Cleve	Det	4-6, 4 singles, 2 BB, RBI, run in 11-10 14-inning win
May 3	Ty Cobb, Det	NY	4-5, 2b, 3 singles, RBI, SB in 5-3 win
May 3	Jack Barry, Phila	StL	4-4, 4 singles, HBP, RBI, run in 7-0 win
May 4	Del Pratt, StL	Phila	4-5, 2b, 3 singles, 3 RBI, run
May 4	Ty Cobb, Det	NY	4-5, 4 singles, 2 runs, RBI, 2 SB in 10-3 win
May 4	Eddie Collins, Phila	Chi	4-4, 4 singles, 3 SB, run, IBB
May 7	Ty Cobb, Det	Wash	4-4, 4 singles, 2 RBI, run in 6-0 win
May 8	Terry Turner, Cleve	NY	4-5, 4 singles, 3 runs, BB in 21-5 win
May 8	<i>Vean Gregg, Cleve</i>	NY	4-6, 3R HR, RBI triple, 2 singles, 5 RBI in 21-2 win
May 10	Del Pratt, StL	Wash	4-5, 2b, RBI, 2 runs
May 11	Steve Yerkes, Bos	Det	4-6, 3R 3b, 2b, 2 singles, 4 runs in 14-2 win
May 11	Tris Speaker, Bos	Det	4-5, 2b, 3 singles, 2 RBI, BB, run in 14-2 win
May 11	Les Nunamaker, Bos	Det	4-5, 2 2b, 2 singles, 2 RBI, 3 runs in 14-2 win
May 11	Danny Murphy, Phila	Cleve	4-5, 2R triple, 2 2b, 2 singles, BB, run, 6 RBI in 14-13 win
May 11	Rube Oldring, Phila	Cleve	4-5, RBI 2b, 3 singles, RBI, 2 runs in 14-13 win
May 14	Burt Shotton, StL	NY	4-5, 2b, 3 singles, run in 8-4 loss
May 14	Del Gainer, Det	Phila	4-5, 3R HR, 2b, 2 singles, 4 RBI in 19-0 win
May 15	Pete Compton, StL	NY	4-8, 4 singles, RBI in 19-inning loss
May 15	Del Pratt, StL	NY	4-8, 4 singles, BB in 19-inning loss
May 16	Del Pratt, StL	NY	4-5, 4 singles, 3 RBI, 2 runs in 16-0 win
May 16	Eddie Foster, Wash	Chi	4-4, RBI 3b, 3 singles, BB
May 19	Ty Cobb, Det	NY	4-4, 2b, 3 singles, BB, 2 runs, BB
May 21	Ty Cobb, Det	Wash	4-6, 3b, 3 singles, 3 runs, RBI in 10-2 win
May 22	Ossie Vitt, Det	Wash	4-5, 4 singles, 3 RBI, run in 14-4 win
May 23	Bert Daniels, NY	Cleve	4-5, 3b, 2R 2b, 2 singles, 3 RBI, 3 runs in 13-2 win
May 23	Shano Collins, Chi	Phila	4-5, 3R HR, 2 RBI singles, 5 RBI
May 23	Amos Strunk, Phila	Chi	4-6, 3b, 3 singles, 3 runs
May 24	Morrie Rath, Chi	NY	4 stolen bases, 2 runs in 4-3 loss
May 24	Clyde Milan, Wash	StL	4-5, 2b, 3 singles, 3 runs, 2 RBI, SB in 9-1 win
May 24	Howard Shanks, Wash	StL	4-5, 3R triple, RBI single, SB, 4 RBI in 9-1 win
May 26	Bert Daniels, NY	Chi	5 stolen bases , inc. steal of home in 5-1 win
May 26	Rube Oldring, Phila	Cleve	4-4, 4 singles, RBI in 4-3 win
May 27	Frank Baker, Phila	Det	4-5, 2b, 3 singles, 2 RBI in 7-3 win

Notable individual batter performances (*pitchers noted in italics*), *continued*

<u>Date</u>	<u>Batter</u>	<u>Opponent</u>	<u>Description</u>
May 27	Ray Morgan, Wash	Chi	4-5, 2b, 3 singles, 2 BI, SB in 14-0 win
May 29	Donie Bush, Det	Phila	5 runs in 13-7 win; 3-5, BB, SB
May 31#1	Sam Crawford, Det	StL	4-5, 3b, RBI 2b, 2 singles, BB in 4-3 11-inning loss
June 3	Rollie Zeider, Chi	StL	4-5, 2b, 3 singles, RBI, 3 runs, 2 SB in 8-2 win
June 3	Ty Cobb, Det	Cleve	4-5, 3b, 2b, 1 singles, 3 runs, RBI, 2 SB in 10-6 win
June 9	Oscar Stanager, Det	Chi	4-4, 3 runs, IBB in 11-3 win
June 10	Terry Turner, Cleve	StL	4-6, 2 2b, 2 singles, 2 RBI, 2 runs, 2 SB in 11-2 win
June 10	Morrie Rath, Chi	Det	4-5, 4 singles, run, SB in 7-2 loss
June 12	Clyde Milan, Wash	Bos	4-5, 4 singles, RBI, 4 SB in 5-4 loss
June 12	Rube Oldring, Phila	NY	4-5, 4 singles, 3 runs, 2 RBI, SB in 11-1 win
June 12	Eddie Collins, Phila	NY	4-6, 2 2b, 2 singles, 4 RBI, 3 runs, SB in 11-1 win
June 12	Frank Baker, Phila	NY	4-5, RBI 2b, 3 singles, groundout RBI, 5 RBI in 11-1 win
June 14	Steve O'Neill, Cleve	Chi	4-5, 4 singles, 3 RBI in 12-7 win
June 18	Chick Gandil, Wash	Phila	4-6, 3b, 3 singles, RBI in 3-2 10-inning loss
June 20	Frank Baker, Phila	Bos	4-5, 2b, 3 singles, 3 run in 11-8 win
June 20	Stuffy McInnis, Phila	Bos	Three RBI triples in 11-8 win
June 21	Jack Lapp, Phila	Bos	4-6, RBI double, 3 singles in 17-14 loss
June 21	Harry Hooper, Bos	Phila	4-6, 2b, 3 singles, BB, 3 runs, RBI in 17-14 win
June 21	Tris Speaker, Bos	Phila	4-5, 2b, 3 singles, 4 runs, RBI in 17-14 win
June 21	Duffy Lewis, Bos	Phila	4-5, 2b, 3 singles, 3 RBI, BB in 17-14 win
June 22	Larry Gardner, Bos	Phila	4-5, 2b, 3 singles, 3 runs in 13-2 win
June 22	Heinie Wagner, Bos	Phila	4-5, 2b, 3 singles, 3 RBI in 13-2 win
June 27	Tris Speaker, Bos	Chi	4-4, 2b, 3 singles, RBI, 2 runs, BB in 9-8 loss
June 25	Stuffy McInnis, Phila	StL	4-5, 4 singles, 2 RBI, run in 7-3 win
June 25	Burt Shotton, StL	Phila	4-5, 2b, 3 singles, run in 7-3 loss
June 27	<i>Bill Steen, Cleve</i>	Wash	4-4, 3b, 3 singles, 2 RBI, 3 runs in 14-5 win
June 27	Clyde Milan, Wash	Cleve	Stole 4 bases, including home, in 14-5 loss
June 29	Eddie Collins, Phila	Chi	4-4, 2b, 3 singles, 2 runs, SB in 2-1 win
June 30	Frank Baker, Phila	Chi	4-5, Cycle , 2b, 3b, HR, 3 RBI, 2 runs in 8-7 10-inning loss
July 1	Napoleon Lajoie, Cleve	NY	4-5, 2 doubles, 2 singles, 7 RBI in 14-4 win
July 1	Clyde Milan, Wash	Det	4-6, 3b, 3 singles, 5 runs , 3 RBI in 21-5 win
July 1	Danny Moeller, Wash	Det	4-7, 3b, 3 singles, 3 runs in 21-5 win
July 2	Joe Jackson, Cleve	NY	4-5, 2R triple, 3R double, 5 RBI , 3 runs in 14-1 win
July 2	Ted Easterly, Cleve	NY	4-5, solo HR, 3 singles, 2 runs in 14-1 win
July 5	Stuffy McInnis, Phila	Cleve	4-5, 4 singles, 4 RBI, run in 11-1 win
July 6	Danny Moeller, Wash	Chi	4-6, 2b, 3 singles, 3 RBI, run in 18-3 win
July 6	Amos Strunk, Phila	Det	4-6, three triples , single, 3 runs, BB in 4-3 14-inning win
July 7	Eddie Collins, Phila	Det	2-3, six runs , 4 BB in 24-0 win
July 8	Frank Baker, Phila	Det	4-6, two 2R HRs, RBI 3b, 2b, 4 runs, 13 TB in 13-2 win
July 8	Amos Strunk, Phila	Det	4-6, 4 singles, run in 13-8 win
July 8	John Dowd, NY	StL	4-5, 2R double, 3 singles in in 15-5 win
July 11	Eddie Foster, Wash	Cleve	4-6, 2 doubles, 2 singles, 2 RBI, 2 runs in 9-7 loss
July 12	Dutch Sterrett, NY	Det	4-5 2 doubles, 2 singles, 2 RBI in 8-7 win
July 15	Buddy Ryan, Cleve	NY	4-5, 3b, 3 singles, 3 runs, BB in 11-2 win
July 16	Pat Maloney, NY	Cleve	4-4, SF, 4 singles in 5-3 win
July 18	Ted Easterly Cleve	NY	4-6, 2R HR, 3 singles, 3 RBI in 6-5 13-inning loss
July 18	Ed Sweeney, NY	Cleve	4-6, 2b, 3 singles, RBI, run in 6-5 13-inning win
July 20	Nixey Callahan, Chi	NY	4-5, 4 singles, RBI, run in 9-4 win
July 20	Napoleon Lajoie, Cleve	Phila	4-5, 2b, 3b, 2 singles, 2 RBI, SB in 6-5 win
July 21	Bert Daniels, NY	Chi	4-5, 2b, 3 singles, RBI in 4-0 win
July 22	Morrie Rath, Chi	NY	4-5, 2b, 3 singles, 3 runs, SB, BB in 10-3 win
July 19	Heinie Wagner, Bos	Det	4-4, 2b, 3 singles, 2 runs RBI, BB in 10-3 win
July 19	Del Pratt, StL	Wash	4-7, 2b, 3 singles in 4-3 14-inning loss
July 24	<i>Eddie Plank, Phila</i>	Det	4-5, 4 singles, run in 10-1 win
July 25	Clyde Milan, Wash	Chi	4-5, 2b, 3 singles, RBI, 2 runs, SB in 11-3 win
July 25	Ty Cobb, Det	Phila	4-6, 2R HR, 3b, 2 singles, 3 runs, in 15-14 loss
July 25	Davy Jones, Det	Phila	4-5, 2b, 3 singles, HBP in 15-14 loss
July 27	Larry Gardner, Bos	Cleve	4-5, 4 singles, 2 runs in 9-3 win
July 27	Frank Baker, Phila	Det	4-5, two HRs , RBI single, 6 RBI in 10-1 win
July 27	Jimmy Austin, StL	NY	4-5, two 2R triples, 2 singles in 13-2 win
July 29	Burt Shotton, StL	Det	4-8, 2b, 3 singles in 9-8 18-inning win

Notable individual batter performances (*pitchers noted in italics*), *continued*


<u>Date</u>	<u>Batter</u>	<u>Opponent</u>	<u>Description</u>
July 29	<i>Hugh Bedient</i> , Bos	Wash	4-4, 4 singles, run, RBI, BB in 13-2 win
July 30	Morrie Roth, Chi	Cleve	4-5, 4 singles, run, BB in 6-3 win
July 30	Frank Baker, Phila	NY	4-6, 4 singles, 3 runs, RBI in 17-2 win
July 31	Ty Cobb, Det	StL	4-7, 2b, 3b, 2 singles, 3 runs, 2 RBI in 16-11 win
Aug 3	Shano Collins, Chi	StL	4-5, solo HR, RBI 3b, 2 singles, 2 RBI in 8-1 win
Aug 7	Eddie Foster, Wash	Phila	4-5, 2 doubles, 2 singles, 3 runs RBI in 8-7 loss
Aug 7	Terry Turner, Cleve	StL	4-5, 4 singles, RBI, run, BB in 11-5 win
Aug 8	Buck Weaver, Chi	Det	4-5, 2b, 3 singles, 3 RBI w GWRBI in 7-6 win
Aug 9	Charlie Deal, Det	Chi	4-4, RBI triple, 3 singles in 5-1 win
Aug 9	Tris Speaker, Bos	NY	4-5, 4 singles, 3 RBI, run in 13-1 win
Aug 11	Sam Crawford, Det	NY	4-5, 4 singles, 5 RBI in 10-3 win
Aug 13	Frank Baker, Phila	StL	4-6, 2b, 3 singles, 2 RBI in Coombs no-hit 13-0 win
Aug 13	Joe Jackson, Cleve	Wash	4-4 3b, 3 singles, 2 RBI, run, SB in 5-3 win
Aug 14	Hack Simmons, NY	Det	4-6, 4 singles, 2 RBI run in 10-7 win
Aug 15	Napoleon Lajoie, Cleve	NY	4-5, 4 singles, 4 RBI in 6-4 win
Aug 16	Clyde Milan, Wash	Det	3-4, 4 stolen bases , 3 runs in 5-4 win
Aug 17	Tris Speaker, Bos	StL	4-5 2R HR, 3b, 2 singles, 4 RBI in 7-2 win
Aug 18	Napoleon Lajoie, Cleve	NY	4-5, 4 singles, 4 RBI in 11-0 win
Aug 20	Ed Hallinan, StL	Wash	4-5, 4 singles, RBI 2 runs in 10-9 loss
Aug 20	Hal Chase, NY	Chi	4-6, 2b, 3 singles, 3 runs, RBI in 15-4 win
Aug 20	Del Paddock, NY	Chi	4-6, RBI triple, 3 singles in 15-4 win
Aug 22	Duffy Lewis, Bos	Det	4-5, 4 singles, BB, 2 runs, RBI in 16-1 win
Aug 24	Eddie Collins Phila	Det	4-5, 4 singles, 4 runs, SB in 11-2 win
Aug 26	Jack Lelivelt, NY	StL	4-4, RBI triple, 3 singles in 8-2 loss
Aug 27	Babe Borton, Chi	Wash	4-4, 4 singles, BB, 4 RBI in 7-2 win
Aug 31	Joe Jackson, Cleve	Wash	4-4, 4 singles, HBP, 2 runs in 11-2 win
Sept 1	Joe Jackson, Cleve	Wash	4-6, 2 doubles, 2 singles, 3 runs, 2 RBI, SB in 12-5 win
Sept 1	Ty Cobb, Det	NY	4-5, 3b, 3 singles, 3 RBI, 3 runs, BB in 12-6 win
Sept 3#1	Art Griggs, Cleve	NY	4-5, 4 singles, 3 runs, 2 SB in 10-6 win
Sept 3#2	Jack Lelivelt, NY	Cleve	4-5, 2b, 3 singles in 8-4 loss
Sept 4	Heinie Wagner, Bos	StL	4-5, GWRBI 2b in 3-2 11-inning win
Sept 6	Clyde Milan, Wash	StL	4 stolen bases , run in 5-3 win
Sept 6	Frank Baker, Phila	Cleve	4-5, 4 singles, IBB, 2 runs, RBI, SB in 15-3 win
Sept 6	Stuffy McInnis, Phila	Cleve	4-6, 4 singles, 4 RBI, run in 15-3 win
Sept 9	Donie Bush, Det	Phila	1-1, 5 BB , 3 runs in 12-9 win
Sept 9	Stuffy McInnis, Phila	Det	4-5, 2b, 3 singles, 2 RBI run in 12-9 loss
Sept 10	Jack Lelivelt, NY	StL	4-5, HR, 3 singles in 8-6 loss
Sept 10	Burt Shotton, StL	NY	4-4, 4 singles, BB, 3 runs, RBI in 8-6 win
Sept 10	Amos Strunk, Phila	Det	0-5, scored 4 runs via 1 errors, FC and BB in 17-1 win
Sept 10	Eddie Collins, Phila	Det	4-5, 2b, 3 singles, BB, 3 runs, RBI in 17-1 win
Sept 11	Duffy Lewis, Bos	Cleve	4-4, 3b, 3 singles in 2-1 win
Sept 16	Larry Gardner, Bos	Wash	4-5, 2b, 3 singles, 2 runs, RBI in 13-0 win
Sept 16	Burt Shotton, StL	Det	4-5, 2b, 3 singles, run in 4-1 win
Sept 17	Hal Chase, NY	Phila	4-6, 4 singles, 3 runs, RBI in 11-9 win
Sept 17	Del Paddock, NY	Phila	4-6, 4 singles, 2 RBI in 11-9 win
Sept 17	Danny Moeller, Wash	Bos	4-4, 3b, 3 singles, 3 runs, BB, 2 SB in 8-5 win
Sept 18	Tim Hendryx, Cleve	StL	4-5, 2b, 3 singles in 2-0 12-inning loss
Sept 19	Ray Chapman, Cleve	StL	4-4, 4 singles, 2 RBI, 2 runs in 9-3 win
Sept 19	Tris Speaker, Bos	NY	4-5, 3b, 3 singles, 3 RBI, run in 13-1 win
Sept 20	Tris Speaker, Bos	NY	4-5, 4 singles, 2 runs in 9-3 win
Sept 21	Heinie Wagner, Bos	NY	4-4, RBI 3b, 3 singles, BB in 7-6 10-inning win
Sept 21	Napoleon Lajoie, Cleve	StL	4-5, 2b, 3 singles, RBI, scored winning run in 13-inn. win
Sept 21	Frank Baker, Phila	Wash	4-5, 2 2b, 2 singles, 3 runs in 7-4 win Wash
Sept 21	Danny Moeller, Wash	Phila	4-5, RBI 2b, 3 singles in 7-4 loss
Sept 24	Doc Johnston, Cleve	Det	4-5, 3R HR, 2 singles in 8-7 10-inning loss
Sept 25	Doc Johnston, Cleve	Det	4-6, 3R HR, 2b, 2 singles, 5 RBI in 15-4 win
Sept 25	Joe Jackson, Cleve	Det	4-6, 2 2b, 4 runs, RBI in 15-4 win
Sept 25	Duffy Lewis, Bos	Phila	4-4, HR, 2 RBI doubles, 3 RBI, 2 runs in 6-0 win

Steals of home

<u>Date</u>	<u>Runner</u>	<u>Opponent</u>	<u>Description</u>
Apr 17	Bruno Block, Chi	StL	Front end of double steal resulting from botched squeeze
May 20	Steve Yerkes, Bos	Chi	Stole home on botched squeeze attempt
May 26	Bert Daniels, NY	Chi	Stole 2b, 3b, home on botched squeeze attempt
June 27	Clyde Milan, Wash	Cleve	Stole 2b, 3b home in 3 rd inning in 14-5 loss
Sept 4	Amos Strunk, Phila	Chi	Stole home on botched squeeze in 7-6 12-inning loss
Sept 11	Shano Collins, Chi	Wash	Stole 2b, 3b, home in 11-3 win, 5-5
Sept 17	Wally Mattick, Chi	Cleve	Straight steal of home in 2 nd inning in 3-2 win



White Sox C Bruno Block was the most unlikely player to steal home, swiping home plate after a botched squeeze attempt against St. Louis on April 17.



NY OF **Bert Daniels** was one of three players who stole 2b, 3b, and home in the same inning in 1912.

1912 American League Batting Notes

Season Joe Jackson edges Speaker, Cobb in tight race for AL batting crown

Cleveland's Joe Jackson emerged on top of the American League batting race in 1912, hitting .401 to edge Boston's Tris Speaker, who finished at .399 and 1911 batting king Ty Cobb, of Detroit, who hit .390 to finish third in the race after winning the previous year's crown with a .427 batting average.

Jackson had a comfortable lead in the batting race at the end of August, hitting .414 with Cobb at .401 and Speaker at .398. As the season ground to a conclusion, however, the race tightened with all three players having an equal shot at winning the coveted title.

With two series left in the season, Jackson was hitting .407 with Speaker at .396 and Cobb at .395. The game-by-game performance of each player over the final eight games is illustrated below:

Date	Ty Cobb	Season	B.A.	Tris Speaker	Season	B.A.	Joe Jackson	Season	B.A.
Sept 18	2-4	223-564	.395	1-4	238-603	.395	2-6	233-573	.407
Sept 19	2-4	225-569	.395	4-5	242-608	.398	0-4	233-577	.404
Sept 20	0-4	225-573	.393	4-5	246-613	.401	1-3	234-580	.403
Sept 21	3-5	228-578	.394	2-5	248-618	.401	1-3	235-583	.403
Sept 22	<i>No games scheduled Sept. 22</i>								
Sept 23	0-4	228-582	.392	1-4	249-622	.400	0-3	235-586	.401
Sept 24	1-4	229-586	.391	2-3	251-625	.402	1-5	236-591	.399
Sept 25	1-4	230-590	.390	0-3	251-628	.400	4-6	240-597	.402
Sept 26	2-5	232-595	.390	1-4	252-632	.399	1-4	241-601	.401

For the final eight contests, Cobb went 11-34, .324. Speaker, riding a pair of four-hit games on Sept. 19-20, went 15-33 (.455) and Jackson, sparked by a four-hit game on September 25, went 10-34, .294.

Speaker actually passed Jackson on September 24, but went 0-3 the next day against Philadelphia lefty Eddie Plank while Jackson went 4-6 against Detroit's George Mullin, making his first start in nearly a month, and relievers Ralph Works, Jean Dubuc, and Joe Lake, to recapture a slim lead in the batting race. The batting race ended Jackson's favor when both Speaker and Jackson went 1-4 on the final day of the season.

Season Red Sox CF Tris Speaker leads Boston to 1912 pennant

Boston CF Tris Speaker was at the top of his game throughout the 1912 pennant race, both offensively and defensively. Some of the standout moments for Speaker included:

- June 16-19 Speaker went 9-21, .429 in a four-game series sweep over New York.
- June 25-28 Against Chicago, Speaker went 13-20, .650, with six RBIs in a series split v. Chicago
- July 6-9 Hit 9-17, .529, with six RBIs as Boston won three of four against Cleveland
- Aug 2-5 Went 9-17, .529 against Philadelphia as Red Sox won three of four

Season Clyde Milan steals 97 bases

The Washington Senators, in an effort to make up for a lack of batting prowess, turned to speed on the basepaths to serve as an equalizer. The strategy worked, to an extent, with the Senators climbing to fourth place. Leading the way as an aggressive baserunner was **CF Clyde Milan, who wound up with 97 stolen bases**, 35 more than runner up Eddie Collins of Philadelphia. Milan was also caught 25 times, second in the league. Teammate **Danny Moeller**, with 34 steals, sixth in the league, in stolen bases.



Phila 3b Frank Baker

Season A's 3b Frank Baker leads AL with 142 RBIs, 54 doubles

The A's Frank (Home Run) Baker hit 12 homers to finish third behind Tris Speaker in the home run derby, but nobody in the league topped Baker's overall run-producing ability in 1912.

Baker drove home 142 runs to top the AL, 10 more than Speaker. Baker also led the league in doubles with 54 and was tied for third in triples with 21 three-baggers. Baker hit .374 and had 236 base hits.

Some of Baker's standout moments during the campaign:

- May 21-23 Led a three-game series sweep over Chicago going 9-13, .692 with seven RBIs

June 6-18 Reeled off 12-game hitting streak, 22-54, .407, with six 2b, three 3b, a HR, 17 RBIs, eight runs
 June 20-Jul 1 Ran off 10-game hitting streak, 25-49, .510, including 8 doubles, 3 HR, 12 RBI, inc. cycle
 June 30 Hit for cycle, but A's lost to Chicago's George Mogridge 8-7 in 10 innings
 July 8 Just missed cycle; hit double, triple, two 2R home runs, scoring 4 runs, and driving in five runs
 July 24-27 Went 9-17, drove in 14 runs as A's took three of four from Detroit

June 6-29 **Boston's Duffy Lewis recorded a 19-game hitting streak**, June 9-29, as the Red Sox went 15-4, gaining two games on the red-hot Athletics. Lewis hit .424 (36-85) during the streak, driving in 25 runs in the 19 games, scoring 20 times. He hit 11 doubles, three triples and homered three times during the streak.

Aug 16-Sept 5 **Jackson had a 19-game hitting streak**, going 34-81, .420, in his drive for the 1912 batting title, as the Naps went 11-8 to solidify their position in third place.

Individual highlights

- Cleveland's **Joe Jackson hit .22-49, .449 over a nine-game span** Apr 15-Apr 24.
- Cleveland's **Nap Lajoie** closed out the season Sept 17-26 with a **seven-game hit streak, going 16-32**,

• Detroit's **Davy Jones notched five-hit games in three games in July**. On July 29, Jones was 5-9 in a 9-8, 18-inning loss to St. Louis. The next day, Jones doubled with two out in the ninth to break up a no-hit bid by the Browns Elmer Brown, who beat Detroit 4-1. On July 31, Jones recorded his second five-hit game in three days, going 5-7, all singles, as the Tigers buried St. Louis 16-11

• A's 2b **Eddie Collins** went 10-19, .526 with seven RBIs in a series sweep over New York June 12-15.

• **NY outfielder Bert Daniels recorded three five-hit games during the season, all of them in an 11-day span**. On July 3, Daniels was 5-6 in an 11-8 loss to Chicago. Five days later,

Daniels was 5-6 with a 2b and two RBIs in a 15-5 pasting of St. Louis. On July 14, Daniels was 5-5, all singles, and notched four RBIs as New York beat Detroit 2-1.

• Chicago's **Eddie Foster and Chick Gandil both homered in the eighth inning** in an 11-3 win over Washington on July 25.

• Philadelphia 1b **Stuffy McInnis had a pair of five hit games**; vs. Boston on May 1 (five singles) and vs. Detroit on May 7, going 5-7 with three RBIs. On June 20, McInnis had **three triples in an 11-8 loss to Boston**.

• OF **Amos Strunk hit three triples, scoring each time, in a 4-3, 14-inning win over Detroit on July 6**, part of a three-game stretch during which Strunk went 11-19, .579.

• **Strunk hit two triples in the first inning** in a 17-2 A's blowout win over New York.

• Naps 1b **Art Griggs went 12-18, .667 in a four-game stretch** against the Highlanders and A's Sept. 3-5. Griggs scored seven runs, hit three doubles, three triples, and drove in six runs.

• Boston's All-Star SS **Heinie Wagner went 9-12, .750 as Boston swept New York** in four straight Sept 18-21.

• The Naps other first baseman, **Doc Johnston, hit home runs in consecutive games against Detroit Sept. 24-25**. On the 24th, Johnston homered off the Tigers Willie Jensen in a 10-inning 8-7 loss. The next day, Johnston hit another home run, this one off George Mullin, and drove in five runs as Cleveland dropped the Tigers 15-4.

• Detroit's explosive **Ty Cobb went 10-14, .714 in a three-game May series against the Highlanders**. In June, **Cobb was 9-16, .563 in a four-game series against Chicago**, with the Tigers winning three of four.

• Highlander 1b **Hal Chase** hit only .250 for the season, but exploded for a **6-6 game on September 4**, stroking six singles and driving in three runs to lead New York over Cleveland 15-5.

• St. Louis CF **Burt Shotton had eight four-hit games** during the season.

• Philadelphia's **Rube Oldring went 11-18, .611, in a four-game series sweep over New York** June 12-15. Oldring hit a double, triple, scored six runs, and had four RBIs in the series.

• Browns 2b **Del Pratt had three four-hit games in one week**. Pratt was 4-5 in a 4-0 win over Washington on May 10, 4-8 in a 19-inning 4-2 loss to NY on May 15 and, the next day, 4-5 in a 16-0 romp over the Highlanders.

• Backup St. Louis SS **John Daley hit two home runs for the season. Both home runs occurred in them in back-to-back games**. On Sept 17, Daley hit a 3R HR as the Browns pasted Detroit's Jean Dubuc 12-7. The next day, Daley hit a two-run homer off Vean Gregg in the 12th inning to lift St. Louis to a tough 2-0 win over the Naps.

• **Detroit 3b Charlie Deal had an outstanding three-game stretch against the White Sox in early August**. Returning



Detroit SS Davy Jones

to to the lineup August 7, after being out with an injury, Deal hit a pair of doubles and drove in three runs to lead the Tigers to a 9-triumph. He went 2-3 the next day, with an RBI double and a walk, as Detroit lost 7-6 to Chicago's George Mogridge. On Aug. 9, Deal went 4-4, with an RBI triple and three singles, plus some outstanding defense to lead the Tigers to a 5-1 win behind rookie Pat McGehee. In the three games, Deal was 8-12, .750, with four extra base hits and six RBIs.

- Boston C Bill Carrigan had a 12-game hitting streak x –July 2
- Tigers RF Sam Crawford's overall numbers declined markedly in the 1912 replay, but **Crawford still drove in 129 runs**, hitting behind Ty Cobb. Crawford had two five-hit games, going 5-5 on July 12 in an 8-7 loss to New York and going 5-6, with a pair of doubles and five RBIs in a 16-11 romp over St. Louis on July 31.
- Detroit OF **Bobby Veach made an impressive debut** in early August, going 9-19, .474 against Cleveland.



Wash. OF Danny Moeller

- Washington RF **Danny Moeller had a hot seven-game hit streak June 27-July 2, going 14-29, .483**. Moeller, who had five HR for the season, hit a solo shot in a 14-3 loss to Cleveland's Bill Steen on June 27. On July 3, he hit a leadoff homer against Detroit's Ed Willett in a 12-3 Washington victory.
- **Against Philadelphia on May 7, Chicago's Morrie Rath hit into three double plays**, but it didn't hurt the White Sox, who were able to beat the A's 13-1. For the entire season, Rath hit into seven double plays.
- White Sox SS **Buck Weaver hit only .218 for the season, but delivered two dramatic game-winning hits in a span of five days in August**. On Aug. 8, against Detroit, Weaver was 4-5 and singled home the winning run with two out in the bottom of the ninth to cap a 7-6 come-from-behind win for Chicago. Five games later, with two out in the bottom of the ninth, Weaver hit a solo HR off Boston's Ray Collins, to give the White Sox a dramatic 4-3 win over the Red Sox.
- On June 27, Senator CF **Clyde Milan stole second, third, and home in the first inning against Cleveland**, but it was for naught as the Senators lost 14-5.

- Batting champ **Joe Jackson, Cleveland, was hot as a firecracker over the Independence Day holiday, July 2-5, against New York and Philadelphia**. Jackson closed out a four-game series against the Highlanders going 4-5, with a 3R double and a 2R triple.

In the first three games of the next series, against Philadelphia, Jackson drove in seven runs, giving him 12 RBI in a four-game stretch. In the four-game series against the A's, Jackson hit 11-17, .647, driving in seven runs.

- **Senators LF Howard Shanks drove in five runs in two consecutive games July 1-2 in lopsided wins over Detroit**. On July 1, Shanks was 5-6, including a pair of doubles, and drove in five runs in a 21-5 Washington blowout over the Tigers. Shanks only had one hit the next day, but drove in five more runs in a 12-3 Senator win over Detroit (*see unusual batting lines, below for detail*).

- Not known as a power hitter, diminutive Washington 3b **Eddie Foster, hit a three-run home run in two straight games June 21-22**. On June 21, Foster tagged New York's George McConnell for a 3R HR in a 6-5 Senator triumph. The next game, Foster hit a 3R HR off Russ Ford, providing all the offense necessary in a Bob Groom 4-0 shutout.

- Cleveland **pitcher Bill Steen stole two bases in a 3-0 shutout over Detroit** on June 22. Steen was 1-1 with two bases on balls, scoring two runs.

- For the second straight season, Philadelphia's **Jack Coombs not only pitched well, but hit well**. Coombs had a .304 batting average (35-115), .369 OBP, hit three doubles, and drove in 17 runs. In 1911, Coombs hit .357 with a .406 OBP and .452 slugging percentage, seven RBI, seven doubles and a home run.

- Detroit righthander **Jean Dubuc was effective at the plate**. Dubuc hit .279 (29-104) with a .325 OBP and nine RBIs and four HBP.

Unusual batting lines

Date	Batter	AB	R	H	2	3	HR	RBI	BB	K	SB-CS	Notes
June 4	Frank LaPorte, StL	2	4	1	0	0	0	0	3	1	0-0	Scored winning run in 10 th in 6-5 win v Chi.
June 8	Rollie Zeider, Chi	0	0	0	0	0	0	0	2	0	0-0	Sac, two BB, no official at bats in 3-1 w. v Det.
June 14	Baldy Loudon, Det	1	1	1	0	0	0	1	4	0	0-0	Tigers beat St. Louis 12-2
July 1	Clyde Milan, Wash	6	5	4	0	0	0	3	1	1	1-0	Washington won 21-5 v. Detroit
July 2	Howard Shanks, Wash	3	0	1	0	0	0	5	0	0	0-0	2R single, 2 SF, groundout RBI
July 7	Eddie Collins, Phila	3	6	2	0	0	0	0	4	0	0-0	Phila beat Detroit 26-0
Sept 9	Donie Bush, Det	1	3	0	0	0	0	0	5	0	0-0	Tigers topped Athletics 12-9
Sept 10	Amos Strunk, Phila	5	4	0	0	0	0	0	1	1	0-0	On base three times via error

Team highlights

- Boston won three of four from Philadelphia in a four-game series June 20-23, but previewed the blossoming of their offense. The Red Sox raked A's pitching during the series, going 62-157, .395 while winning 11-, 17-14 and 13-2, dropping the third game to Chief Bender (over Hugh Bedient, one of only two defeats for Bedient in 1912).
- **St. Louis rallied for seven runs over the final three innings, four in the bottom of the ninth, to overcome Philadelphia 11-10.** Frank LaPorte singled home the game winning run, scoring Del Pratt.
- **Boston's offense during June was red hot with the Red Sox hitting .392 as a team from June 10-30.** The Red Sox went 14-4 during the batting spree, but were only able to pick up one game on first-place Philadelphia, who went 12-6 over the same time span.
- **On July 1, St. Louis exploded for eight runs in the bottom of the 8th inning to come from behind and Boston 10-7.** With a comfortable 7-2 lead, Red Sox righthander Charlie Hall fell apart in the eighth, allowing six runs on four hits and a walk. Reliever Larry Pape walked the first batter he faced intentionally and then gave up three straight hits, scoring three more runs. Pape took the loss.
- **Philadelphia decimated Detroit pitching in a July 24-27 four-game series, winning three of four, while hitting 67-155, .432.** The A's won 10-1 and 15-14 before losing a 10-9 decision in the third game. The Athletics went on to bury Detroit in the finale 10-1.


1912 American League pitcher home runs

Three hurlers, Cleveland's Fred Blanding (left), Detroit's Ed Willett of Detroit, Washington's Tom Hughes and each hit two home runs during 1912 to pace AL pitchers

Altogether, American League pitchers hit 10 round-trippers, four less than 1911.

Boston's Joe Wood, who hit six homers in 1911, failed to hit any homers in 1912, about the only thing that he did not achieve. Hitting a home run for the second straight season was Cleveland southpaw Vean Gregg, whose home run was part of a 21-2 thrashing of the New York Highlanders on May 8.

Cleveland's Fred Blanding had the most dramatic of the pitcher home runs in the replay. Blanding's eighth-inning homer off the A's Chief Bender gave the Naps a 4-3 win as Blanding won his 11th game of the season.



Fred Blanding, Cleveland hit 2 HR for the season

<u>Date</u>	<u>Batter</u>	<u>Opposing pitcher</u>	<u>Details</u>
May 8	Vean Gregg, Cleve	George Shears, NY	3R HR, RBI triple, 2 singles, 5 RBI in 21-2 win
June 15	Tom Hughes, Wash	Rip Collins, Bos	3R HR, 4 RBI helped key to 9-5 win
July 2	Ed Willett, Det	Bob Groom, Wash	2R HR in 12-3 loss to Groom, who threw six-hitter
July 4#2	Russ Ford, NY	Joe Benz, Chi	2R HR in 7-2 nightcap to achieve split
July 12	Ed Willett, Det	Tommy Thompson, NY	Solo HR in 8=7 loss
July 21	Joe Lake, Det	Charlie Hall, Bos	3R HR in top of 14 ^h inning to defeat Boston 5-2
Aug 1	Charlie Hall, Bos	Bob Groom, Wash	Solo HR helped to beat Bob Groom 3-1
Aug 20	Fred Blanding, Cleve	Chief Bender, Phila	Solo HR in bottom of 8 th game winner in 4-3 win
Sept 17	Tom Hughes, Wash	Larry Pape, Bos	2R HR in three-run 9 th inning to beat Boston 8-5
Sept 25	Fred Blanding, Cleve	Jean Dubuc, Det	Solo HR in 15-4 blowout win over Detroit



Cleveland's Vean Gregg (left) was a one-man gang against New York on May 8. Gregg went the distance, allowing the Highlanders only five hits. At the plate, Gregg was 4-6 with a three-run homer, an RBI triple and two singles, one of them for another RBI, giving 5 RBI for the game in a 21-2 blowout win.



Tom Hughes, Washington, one of three AL pitchers with a pair of homers in 1912 replay. His 8th-inning two-run HR off Boston's Larry Pape on Sept 17 lifted Senators to 8-5 win over Red Sox.

1912 American League Pitching Highlights

No hit games

<u>Date</u>	<u>Pitcher</u>	<u>Opponent</u>	<u>Score</u>	<u>Description</u>
Apr 11	Jack Powell, StL	Det	5-0	Opening Day no-hitter ; 4 K, 2 BB; retired first in a row
Aug 13	Jack Coombs, Phila	StL	13-0	6 Ks, 2 BB; went 3-5, 2b, RBI at plate

One hit games

<u>Date</u>	<u>Pitcher</u>	<u>Opponent</u>	<u>Score</u>	<u>Description</u>
Apr 28	George Kahler, Cleve	Wash	9-0	Leadoff single by Clyde Milan
May 15	Joe Wood, Bos	Cleve	9-0	Nap Lajoie leadoff single in 8 th inning
May 16	Earl Hamilton, StL	NY	16-0	Birdie Cree single in first followed by 8 straight no-hit innings
May 18	Gene Krapp, Cleve	Wash	0-1	Danny Moeller single in 8 th ; lost to Walter Johnson two-hitter
May 27	Bob Groom, Wash	Chi	14-0	Single by Harry Lord with one out in ninth
June 1	Joe Wood, Bos	Wash	9-0	One-out 2b by Ray Morgan in 2 nd , 10 Ks
June 5	Joe Wood, Bos	Phila	3-0	Second 1-hitter in a row; Strunk one-out single in 9 th inning
Aug 12	Hugh Bedient, Bos	Chi	5-0	Bodie leadoff single in 8 th broke up perfect game
Aug 27	Joe Wood, Bos	Cleve	7-0	Joe Jackson single in 6 th only Nap base hit; Wood 5Ks
Sept 1	Joe Wood, Bos	Chi	15-0	Second straight one-hit win; SS Ernie Johnson triple in 2 nd

Two hit games

<u>Date</u>	<u>Pitcher</u>	<u>Opponent</u>	<u>Score</u>	<u>Description</u>
Apr 17	Jack Powell, StL	Chicago	5-1	Followed up no-hitter; Bruno Block 3b, Rollie Zeider single
Apr 18	Joe Wood, Bos	NY	21-0	Curt Coleman 2b, Benny Kauff single in blowout win; 9 Ks
Apr 18	Boardwalk Brown	Phila	4-0	Eddie Foster 2b, John Flynn single; 6 Ks inc. five in a row
May 12	Roy Caldwell, NY	Chi	8-1	Lost no-hitter in 7 th on misplayed Harry Lord single
May 18	Walter Johnson, Wash	Cleve	1-0	Edged Gene Krapp, who threw brilliant one-hitter
May 22	Geo Baumgardner, J Lake	Bos	2-1	Combined two-hitter to edge Cicotte; Speaker two singles
June 2	Ed Walsh Chi	Cleve	3-0	Singles by Veau Gregg, Steve O'Neill; ended 7g Chi losing streak
June 18	Joe Wood, Bos	NY	8-0	Allowed two singles, struck out nine
June 19	Walter Johnson, Wash	Phila	7-0	Allowed two singles; ended 8 game Philadelphia win streak
July 5	Bob Groom, Wash	StL	6-0	Del Pratt triple, Jim Stephens single; 8 Ks, 4 BB
July 4#1	Ed Walsh, Chi	NY	6-2	Hack Simmons 2b, Jack Martin single, evened record at 12-12
July 11	Ray Fisher, NY	Det	3-0	Two singles by Ty Cobb only hits off slumping Fisher
July 13	Elmer Brown, StL	Phila	0-1	Lost in ninth on single, error and back-to-back sacrifices (8.2 IP)
July 15	Cy Morgan, Phila	Chi	1-0	A's only scored one run off 12 hits; worked hard to beat Cicotte
July 21	George McConnell, NY	Chi	4-0	Limited to White Sox to singles by Nixey Callahan, Rollie Zeider
July 22	Earl Hamilton, StL	Wash	2-0	Eddie Ainsmith 2b, Clyde Milan single; edged Bob Groom
July 30	Elmer Brown, StL	Det	4-1	Donie Bush broke up no-hitter with two out in top of 9 th
Aug 4	George Mullin, J. Dubuc	Cleve	3-2	Tigers scored 2 in 9 th to give Mullin (8 IP) win, Dubuc 1 inn. save
Aug 14	Chief Bender, Phila	StL	5-1	Bender throws two-hitter in game after Coombs no-hitter
Aug 14	Walter Johnson, Wash	Cleve	9-0	Nap Lajoie and Ivy Olson with only hits for Naps, both singles
Aug 17	Bob Groom, Wash	Det	12-0	Cobb and Crawford with scattered singles; Groom wins 13 th
Sept 8	Bill Steen, Cleve	Phila	6-3	Walked four in 1 st , but settled down to stifle slumping A's
Sept 18	Walter Johnson, Wash	Phila	2-0	Fanned nine, allowed only singles to Frank Baker, McInnis

Three hit games

<u>Date</u>	<u>Pitcher</u>	<u>Opponent</u>	<u>Score</u>	<u>Description</u>
Apr 12	Ed Walsh, Chi	Cleve	3-0	Rollie Zeider, Billy Sullivan, Ping Bodies singles
Apr 23	George McConnell, NY	Phila	3-1	Danny Murphy 2b, Jack Barry and Rube Oldring singles
Apr 23	Rube Peters Chi	Cleve	6-0	Peters first start; Jack Graney 2b and single, Ivy Olson single
Apr 30	Walter Johnson, Wash	NY	5-1	Hal Chase 3b, Hartzell 2b and 3b
May 5	George Kahler, Cleve	Wash	13-0	Rip Williams 2b, George McBride, Clyde Milan singles
May 7	George Mullin, Det	Wash	6-0	Rip Williams, Clyde Milan, John Flynn singles
May 8	Walter Johnson, Wash	Det	4-1	Jim Delahanty, Sam Crawford, Baldy Louden singles
May 9	Tom Hughes, Wash	Det	2-1	Jim Delahanty, Geo. Moriarity singles in tough win over Dubuc
May 9	Jean Dubuc, Det	Wash	1-2	Germany Schaefer, Eddie Foster RBI 2b, Danny Moeller single
May 9	Fred Blanding, Cleve	NY	3-0	Bill Stumpf, Ed Sweeney, Roy Hartell singles
May 21	Joe Wood, Bos	StL	4-0	Jim Stephens, Bobby Wallace, Burt Shotton singles; 8 Ks
May 23	Charlie Hall Bos	StL	3-1	13 Ks, Willie Hogan 2b and single, Frank LaPorte single
May 31#2	George Baugardner	StL	10-0	8 Ks, singles by Jim Delahanty, Geo. Moriarity, Sam Crawford

Three hit games (continued)

Date	Pitcher	Opponent	Score	Description
June 9	Walter Johnson, Wash	Phila	3-0	Frank Baker 2b, Rube Oldring, Stuff McInnis singles
June 18	Frank Lange, Chi	Det	12-0	Davy Jones two singles, Sam Crawford single
June 20	Ed Walsh, Chi	StL	0-1	Lost on BB, two errors in ninth inning, struck out nine
June 29	Ray Collins, Bos	StL	19-4	All three Browns hits came in first inning, scored four runs
July 5	Jack Coombs, Phila	Cleve	11-1	Joe Jackson 2-4, Doc Johnston double
July 7	Eddie Plank, Phila	Det	24-0	Donie Bush 2b, Ty Cobb, George Moriarity with singles
July 9	Joe Lake, Det	Phila	3-1	Allowed three singles; overcame five Detroit errors to win
July 13	Eddie Plank, Phila	StL	1-0	Second straight shutout win; edged Elmer Brown two-hitter
July 13	Russ Ford, NY	Det	2-1	Baldy Louden two singles, Ty Cobb single; beat George Mullin
July 30	Walter Johnson, Wash	Bos	4-0	Scattered three singles to beat Joe Wood, struck out 9
Aug 2	George McConnell, NY	Wash	7-0	George McBride, Eddie Foster, Chick Gandil with singles
Aug 7	George McConnell, NY	Bos	0-3	<i>Walked 10</i> , 4 NY errors led to two unearned runs
Aug 8	Walter Johnson, Wash	Phila	8-0	Singles by Amos Strunk, Eddie Collins, Stuff McInnis
Aug 11	Eddie Plank, Phila	StL	5-0	Three scattered singles in Plank's fourth win against Browns
Aug 15	Earl Hamilton, StL	Bos	0-1	Lost to Charlie Hall; only run scored on single, sac fly in 4 th
Aug 29	Charlie Hall, Bos	Chi	5-0	Beat Ed Walsh; scattered three singles
Sept 2	Charlie Hall, Bos	StL	13-1	Hogan RBI 2b, George Stovall 3b, Del Pratt single in lopsided win
Sept 3#1	Eddie Plank, Phila	Chi	3-0	Three scattered singles, 9 Ks to improve to 21-4
Sept 3#1	Carl Weilman, StL	Bos	4-0	Ended Bedient 13-game win streak, 8-game Boston win streak
Sept 5	Veau Gregg, Cleve	Phila	5-2	Won 20 th game; Frank Baker 2b and single, McInnis single
Sept 8	Bob Groom, Wash	StL	9-0	Climbed above .500 at 18-17, fanned 10
Sept 10	Jack Coombs, Phila	Det	17-1	Ty Cobb HR only bright spot for Detroit; Coombs won 22 nd
Sept 15	Geo. Baumgardner, StL	Det	6-1	Sam Crawford HR, Ty Cobb and C Jack Onslow singles
Sept 16	Hugh Bedient, Bos	Wash	13-0	Eddie Ainsmith two singles, Bob Groom single
Sept 23	Veau Gregg, Cleve	Det	4-0	Oscar Stanage two singles, Baldy Louden single; Gregg 22 nd win
Sept 23	Russ Ford, NY	Wash	2-1	Outdueled Bob Groom, who threw seven-hitter to win 14 th

Nine or more strikeouts in one game

Date	Pitcher	Opp.	Score	K	Description
Apr 16	Walter Johnson, Wash	NY	2-0	10	Four hitter inc. Russ Ford 2b
Apr 18	Joe Wood, Bos	NY	21-0	9	Two-hit shutout in blowout victory
Apr 19	Ed Walsh, Chi	Det	5-2	10	Walked seven, labored to win
Apr 30	Jack Quinn, NY	Wash	1-5	11	3R HR Eddie Foster, HR Danny Moeller; lost to W. Johnson
May 10	Bob Groom, Wash	StL	0-9	10	Only bright spot in 8-inning pounding
May 22	Eddie Cicotte, Bos	StL	1-2	10	Gave up two runs in 8 th to lose to combo two-hitter
May 23	Charlie Hall, Bos	StL	3-1	13	Fine three-hitter to edge Earl Hamilton
May 28	Walter Johnson, Wash	Chi	2-1	10	Allowed only four singles to outduel Ed Walsh
May 29	Joe Wood, Bos	Cleve	1-2	10	Edged by Fred Blanding, who allowed only six hits
June 1	Joe Wood, Bos	Wash	9-0	10	One-hitter; Ray Morgan double in 2 nd inning
June 2	Eddie Cicotte, Bos	Wash	8-3	9	Settled down after 2-run 3 rd inning to glide to win
June 5	Walter Johnson, Wash	NY	0-1	10	Threw five hitter, but heartbreaking loss to Jack Warhop
June 7	Cy Morgan, Phila	Wash	7-4	10	Allowed 11 hits, 6 BB, but hung on for win over Joe Engel
June 14	Veau Gregg, Cleve	Chi	12-7	9	Sloppy win; gave up 5 runs in bottom of 8 th , but won
June 18	Joe Wood, Bos	NY	8-0	9	Two-hitter, allowed singles by Daniels, Jack Martin
June 20	Ed Walsh, Chi	StL	0-1	9	Lost three-hitter on walk, two errors in ninth
June 29	Ed Walsh, Chi	Phila	1-2	9	Lost seven-hitter battle to Herb Pennock
July 1	Veau Gregg, Cleve	NY	14-4	13	Coasted to nine-hit CG, went 2-4, RBI at plate
July 4#2	Veau Gregg, Cleve	Phila	7-4	9	Second straight 9K-plus game; fanned 6 of 7 late in game
July 7	Eddie Plank, Phila	Det	24-0	11	Blowout win; 4-7, RBI at plat
July 7	Walter Johnson, Wash	Chi	2-0 (15)	15	Beat Ed Walsh in classic extra inning battle
July 7	Ed Walsh, Chi	Wash	0-2 (15)	12	Lost to Walter Johnson in extra-inning classic
July 13	Joe Wood, Bos	Chi	6-1	11	Totally in command in five-hit win
July 16	Jack Coombs, Phila	Chi	6-5 (10)	9	Coombs squeezed home winning run in 10 th inning
July 18	Joe Wood, Bos	StL	4-3	11	Won 11 th in a row; allowed only five hits
July 19	Jack Quinn, NY	Chi	0-3	9	Allowed only 7 hits, but lost to Eddie Cicotte
July 21	Charlie Hall, Bos	Det	2-5 (14)	9	Lost in 14 th on Joe Lake three-run homer
July 24	Joe Wood, Bos	Cleve	2-1 (10)	12	Hit SF in bottom of 10 th to drive in winning run
July 26	George Baumgardner, StL	NY	6-1	9	Six-hitter to glide past Highlanders
July 30	Walter Johnson, Wash	Bos	4-0	9	Three-hitter to beat Joe Wood

Nine or more strikeouts in one game *(continued)*

<u>Date</u>	<u>Pitcher</u>	<u>Opp.</u>	<u>Score</u>	<u>K</u>	<u>Description</u>
July 30	Byron Houck, Phila	NY	17-2	14	Had everything working; gave up HR to Dutch Sterrett
Aug 2	Bill Steen, Cleve	Det	7-6	9	Held off Tigers for with over Joe Lake
Aug 3	Eddie Cicotte, Chi	StL	8-1	9	Gave up seven singles enroute to easy win
Aug 9	Vean Gregg, Cleve	StL	4-3	11	Outlasted Browns, allowed six hits
Aug 16	Joe Lake, Det	Wash	4-5	9	Lost to Walter Johnson; Senators came from behind to win
Aug 19	Ed Walsh, Chi	NY	3-9	10	Fell behind 5-0, went on to lose 19 th game
Aug 22	Walter Johnson, Wash	StL	5-1	10	Johnson breezed to 25 th win; allowed four singles
Sept 1	Jack Warhop, NY	Det	6-12 (10)	10	Fell apart in top 10 th , gave up six runs
Sept 3#1	Eddie Plank, Phila	Chi	3-0	9	Three-hit win v White Sox Eddie Cicotte
Sept 3#1	Walter Johnson, Wash	Det	4-0	9	Five scattered singles, won 26 th game
Sept 3#2	Carl Cashion, Wash	Det	3-0	10	Completed DH sweep of Tigers with 4-hit shutout
Sept 8	Bob Groom, Wash	StL	9-0	10	Three scattered singles to coast to win
Sept 9	Jack Warhop, NY	StL	1-2 (16)	12	Lost tense duel with Weilman on Shotton RBI in 16 th
Sept 11	Ray Caldwell, NY	StL	1-4	9	Allowed three in second, but not much after; no support
Sept 15	Jack Coombs, Phila	NY	10-3	9	Walked seven, handed Ray Caldwell sixth straight loss
Sept 18	Walter Johnson, Wash	Phila	2-0	10	Two-hitter; sixth win, 4 th shutout over A's to win 29 th
Sept 19	Ray Collins, Bos	NY	13-1	9	Eased to six-hit victory, 19 th win of season
Sept 20	Eddie Plank, Phila	Wash	7-3	10	Allowed five hits inc. Gandil 3R HR to win 25 th
Sept 21	Earl Hamilton, StL	Cleve	2-3 (13)	11	Lost on Lajoie single, error, Ivy Olson RBI in bottom 13 th
Sept 24	Joe Wood, Bos	Phila	3-2	9	Four-hitter, inc. Frank Baker 2R HR, to top sliding A's
Sept 26	Walter Johnson, Wash	NY	12-1	9	Went 3-5, two 2b, 3b, 3 RBI to win 30 th game

1-0 games

<u>Date</u>	<u>Winner</u>	<u>Loser</u>	<u>Description</u>
May 24	Frank Lange, Chi	George Kahler, Cleve	C Bill Sullivan scored UR on Marty McIntyre RBI single in 5 th
May 18	Walter Johnson, Wash	Gene Krapp, Cleve	Fanned seven to edge Krapp, who threw two-hitter
June 2	Jack Warhop, NY	Walter Johnson, Wash	Only allowed five hits, won on Birdie Cree RBI single in 6 th
July 13	Eddie Plank, Phila	Elmer Brown, StL	Plank 3-hitter beat Elmer Brown, who allowed only 2 hits
July 15	Cy Morgan, Phila	Eddie Cicotte, Chi	Six Ks, 6 BB; A's scored only run off 12 hits off Cicotte
Aug 15	Charlie Hall, Bos	Earl Hamilton, StL	Hamilton only gave up 3 hits, Hall scattered five hits

Wild men

<u>Date</u>	<u>Pitcher</u>	<u>Opponent</u>	<u>Score</u>	<u>BB</u>	<u>Description</u>
Apr 19	Ed Walsh, Chi	Det	5-2	7	10 Ks, allowed six hits in hard-fought win
May 7	Lefty Russell, Phila	Chi	1-13	8	8.1 innings of long relief, allowed seven runs
June 2	Roy Mitchell, StL	Det	5-9	8	Five of batters who walked went on to score
June 2	Tex Covington, Det	StL	9-5	8	Hung on for CG win despite wildness
June 4	Eddie Plank, Phila	Bos	3-1	8	Somehow kept Red Sox in check; allowed 6 hits
July 27	Jack Coombs, Phila	Det	10-1	9	Gave up 8 hits, 9 BB but only allowed one run (unearned)
Aug 7	George McConnell, NY	Bos	0-3	10	Two unearned runs, lost despite giving up only 3 hits
Aug 18	Hooks Daus, Det	Wash	3-7	9	Three walks in a row led to Frank LaPorte grand slam HR
Aug 21	Ralph Works, Det	Bos	1-9	11	Took one for the team; absorbed 15-hit, 11 BB attack

Oddities

<u>Date</u>	<u>Pitcher/team</u>	<u>Opponent</u>	<u>Description</u>
Apr 23	Washington	Bos	1-4, 13-inning loss; Senator pitchers walked 10 batters
June 3	Washington	NY	2-17 loss, Senator pitchers walked 10 Highlander batters
June 14	St. Louis	Det	2-13 loss; Browns pitchers walked 12 Detroit batters
June 9	St. Louis	Cleve	3-7 loss; Browns with 14 LOB
June 17	Joe Benz, Chicago	Det	4-14 loss; Benz hit three batters , inc. back-to-back HB in second
July 7	Detroit	Phila	0-26 loss; Tiger pitchers walked nine in blowout loss
July 25	Detroit	Phila	14-15 loss; Tiger pitchers walked nine in slugfest loss
July 26	Cleveland	Bos	9-15 loss; Naps walked 11 Red Sox hitters , six in 7-run 1 st inning
Aug 13	St. Louis	Phila	0-13 loss; Browns pitchers walked 9 , lost no-hitter to Jack Coombs
Sept 17	Detroit	StL	7-12 loss; Tiger pitchers walked 11
Sept 26	Ed Walsh, Chi	StL	10-3 win; balked twice in 9th inning , followed by Krichell 2R HR

1912 American League Pitching Notes

Walter Johnson, Joe Wood in great battle for Cy Young honors

Washington's Walter Johnson (30-9, 1.00) and 1911 Cy Young winner Joe Wood (30-6, 1.21) both posted spectacular records in the 1912 AL replay. Either pitcher could have won the Cy Young, but my vote went to Johnson, who pitched behind a weak-hitting team that was further hampered by a poor defense, demanding that Johnson pitch hard to overcome both drawbacks. Wood was every bit Johnson's equal, but had a fine defense backing him up and a solid hitting lineup led by MVP Tris Speaker to give him plenty of support.

In their only head-to-head battle, Wood beat Johnson 3-1 on June 14 at Fenway Park. Johnson was uncharacteristically wild, walking six Red Sox

A rundown of some of Johnson's highlights:

- Led the AL with a 1.00 ERA, 251 strikeouts, 15 shutouts, 33 complete games
- Tied with Joe Wood for most wins (30)
- Second in innings pitched (341.7) to Chicago's Ed Walsh
- Recorded three saves (tied for third)
- Recorded winning streaks of eight and seven games
- 45.3 consecutive scoreless innings streak July 4 (game 1) through July 20, when St. Louis Del Pratt hit a two-run home run to end the streak and beat Johnson 3-2. The streak included three straight shutouts.
- During run of six games from Apr. 30-May 24, went 5-1, allowing only 13 hits in 46.7 innings. The loss was a 2-1 setback, in relief, to Chicago.
- Twice threw back-to-back shutouts
- At season's end, allowed only two earned runs over his final six starts, losing to New York on two unearned runs on Sept. 24

A listing of some of Wood's highlights:

- Tied with Walter Johnson for most wins (30)
- **Five one-hitters** during the season
- Second in ERA at 1.21, winning percentage (.857), shutouts (12), complete games (31)
- Third in strikeouts (220)
- 12-game winning streak June 1-July 24
- 31 consecutive scoreless inning streak Aug 27-Sept 5, highlighted by three consecutive shutouts (Aug 27, Sept 1, Sept 9)
- Finished season with an 11-game winning, Aug 9-Sept 24
- **Twice** threw back-to-back one-hitters: May 25 v. Detroit, May 29 v. Cleveland, and, later in the season Aug. 27 v Cleveland and Sept. 1 v. Chicago.
-



Joe Wood, Boston

- Philadelphia's **Jack Coombs had a terrific season**, going 23-10, 3.02. Coombs was consistently excellent all season long, his only slump coming when he lost three in a row Aug. 21-Sept 2. His high mark was a 13-0 no-hitter against the Browns on Aug. 13. Coombs won ten in a row from April 27-June 17.

- New York Highlander **Jack Warhop** fashioned the most unlikely winning streak of the season. Warhop gave a hint that he would perform well on June 5, when he ended a miserable 19-game Highlander losing streak with a brilliant five-hit 1-0 win over Washington's Walter Johnson. Warhop lost his next start 5-2 against Boston, **but he then reeled off seven wins in a row**, helping lift the Highlanders to winning records in July and August and, for a brief period, into seventh place, ahead of the Browns.

- Athletics lefty **Eddie Plank** (25-5, 1.5) was brilliant all season long but, like so many pitchers, had a difficult time with Boston. Three of Plank's five defeats came at the hands of the Red Sox.

Lefty **Hippo Vaughn** got the season off to a terrible start with New York. After being dealt to Washington on June 24, Vaughn was even worse. Vaughn was 1-11, 5.70 with New York (0-7 in June) and 1-4, 6.16 with the Senators, who were disappointed after Vaughn failed to help bolster their pitching.

- Boston's **Hugh Bedient's** 13-game win streak, from July 2-Aug 30, played a key role in the Red Sox pennant drive. **A highlight of the streak was a run of three straight shutouts and 33 consecutive scores innings in early August.**

Bedient's streak finally ended against St. Louis on Sept. 3, when Browns lefty Carl Weilman shut out Boston 4-0. A detailed breakout of Bedient's streak:

<u>Date</u>	<u>Opponent</u>	<u>Score</u>	<u>IP</u>	<u>H</u>	<u>R-ER</u>	<u>HR</u>	<u>BB</u>	<u>K</u>	<u>Notes</u>
July 2	at St. Louis	3-2	9.0	7	2-2	1	1	5	HR Frank LaPort
July 6	at Cleveland	6-2	9.0	9	2-2	0	4	6	Solid performance
July 12	Chicago	3-2	9.0	6	2-2	0	1	3	Hung on for CG win
July 17	St. Louis	6-1	9.0	9	1-1	0	0	5	Cruised
July 22	Detroit	4-2	9.0	7	2-2	0	2	7	Tough win v. Ed Willett
July 29	at Washington	13-2	9.0	10	2-2	0	2	8	10 singles
Aug 2	at Philadelphia	8-0	9.0	9	0-0	0	2	8	Important win in key series v. A's
Aug 7	at New York	3-0	9.0	9	0-0	0	2	4	Beat McConnell, who threw 3-hitter
Aug 12	at Chicago	5-0	9.0	1	0-0	0	0	4	Carried perfect game into 8 th
Aug 16	at St. Louis	9-3	9.0	7	3-2	0	2	8	33 straight scoreless IP streak ended
Aug 20	at Detroit	6-1	9.0	7	1-1	0	4	7	Carried shutout into 8 th
Aug 25	at Cleveland	5-1	9.0	6	1-1	0	1	5	Smooth outing
<u>Aug 30</u>	<u>Chicago</u>	<u>3-1</u>	<u>9.0</u>	<u>0</u>	<u>1-1</u>	<u>0</u>	<u>1</u>	<u>4</u>	<u>Efficient start</u>
		74-17	117.0	87	17-16	1	22	74	13-0, 1.23 during win streak

The A's **Chief Bender** had a three-game stretch during which he did not allow an earned run. In wins against Boston, Washington and St. Louis in early August, Bender allowed only one run in each of the wins, but each run was unearned. Bender, a 20-game winner in 1911, was 14-3, 2.14 in 1912.



Joe Benz, Chicago

White Sox starter **Joe Benz** got off to a terrible 3-14 start, but was able to turned things around from July 20 through the end of the season, going 9-3, and helping lift the ChiSox into a fifth place tie with the Tigers.

- Browns righthander **George McConnell** started the season 7-3, including a pair of shutouts. From June 26 through the end of the season, however, McConnell was 2-13, including an 11-game losing streak.

- Not recognized as a strikeout pitcher, Philadelphia's **Byron Houck** surprised on July 30, beating New York 17-2, **striking out 14 batters, a season high.**

- Boston's Ray Collins won his final six starts of 1912 to finish 19-5. Collins had an earlier six-game win streak June 29-July 25 while fashioning an outstanding season.

- Browns righthander **Jack Powell** had a strange campaign, throwing a no-hitter against the Tigers to open the season and getting off to a 5-3 start. He then nosedived into a nine-game losing streak before beating New York 8-2 on August 26 and following five days later with a 3-2 five-hit victory against Philadelphia. Powell wound up what started as a promising season 7-13, 4.29.

- New York's **George McConnell** had a poor 1912 season (6-13, 3.42) but he had an **impressive three straight starts stretch in late July and early August**, shutting out Chicago 4-0 on two hits on July 21 and, after a relief appearance in a blowout loss to the A's, coming back to blank Washington 7-0 on three hits. Facing Boston on August 7, McConnell only allowed three hits and three runs (two unearned) and struck out 10, but lost a tough 3-0 decision to Hugh Bedient.

Cleveland's **Vean Gregg** got off to a 7-1 start before losing four in a row. He then seven of his next nine and went on to finish 22-12, losing a 12-inning 2-0 decision to St. Louis on a home run to backup SS John Daley and shutting out Detroit 4-0 on three singles in his final start of the year.

Vean's Nap teammate **George Kahler** was off to a 12-8 start before losing seven of his last eight decisions to complete the campaign at 14-15, 4.00.

Cleveland's **Fred Blanding's season was like a yo-yo**. Blanding started 8-4, then lost eight in a row to drop to 8-11 before going 8-4 from August 8 through the end of the season. Blanding finished 16-15, 2.89.

- Highlander **Russ Ford** won six of his final 10 decisions to finish 14-20. Ford started the season 3-13 before turning things around.

- New York's **Ray Fisher** won only four games all season long (4-8, 6.17), but two of his four wins were shutouts but over Detroit. Fisher whitewashed the Tigers 2-0 on a six-hitter on May 9 and threw a 3-0 shutout against Detroit on July 11, allowing only a pair of singles to Ty Cobb.

• Browns lefty **Earl Hamilton** showed some flashes of brilliance. In his first start of the season, on April 13, he beat the Tigers 6-1, allowing only a pair of singles to Sam Crawford. On May 16, Hamilton allowed only a first-inning single by New York's Birdie Cree, enroute to a 16-0 blowout. On July 22, the lefty allowed only two hits in a 2-0 win over Washington's Bob Groom. Finally, on August 15, Hamilton lost a 1-0 heartbreaker to Boston's Charlie Hall, giving up only three hits.

• Righthander **Joe Lake** got off to a slow start with St. Louis (2-4, 4.03), but made an immediate impact after being acquired by Detroit on June 6. Lake started out 7-3 as a Tiger before losing five of his next six decisions to finish 8-8 with Detroit.



Elmer Brown. StL.

• **St. Louis righthander Elmer Brown twice flirted with no-hitters.** Brown carried a no-hitter into the 8th inning against Philadelphia on July 13, only to lose to Eddie Plank 1-0. Seventeen days later, Brown carried a no-hitter to two outs in the ninth before giving up a double to the Tigers Donie Bush, followed by an RBI single to Ty Cobb. Brown went on to win 4-1.

Chicago's **Frank Lange** won only five games all season long, but **two of the wins were back-to-back shutouts.** On June 13, Lange shut out Cleveland 6-0 on five hits. In his next start, on June 28, he held Detroit to three singles while recording another 6-0 shutout.

• **Carl Weilman, St. Louis, had a remarkable three-game stretch in September.** On Labor Day, Sept. 3, Weilman shut out Boston 4-0 on three hits ending a 13-game winning streak by Hugh Bedient. Five days later, Weilman beat New York's Jack Warhop 6-1, Gregg, shutting out the Naps 2-0 in 12 innings. Weilman ended the season 4-3, 1.64.

• Detroit stalwart **George Mullin** tailed off badly as the season progressed. After a 9-5 start, Mullin lost nine of his final 11 decisions to finish 11-14, 3.92.

• **Tiger righthander Jean Dubuc won nine of 10 from May 14-June 29.** Later in the season, Dubuc won four in a row from Aug. 11-Sept 2. Dubuc was Detroit's leading pitcher at 18-13, 2.92.

• Washington's **Bob Groom**, who just missed 20 wins (missing his 20th win in his final four starts) in my 1911 replay, roared to an 8-3 finish to go 20-19, 2.30. Groom started the season 12-8, but an eight-game losing streak in mid-season put an end to the Senators hopes of rising above fourth place.

• After a 4-7 start, Chicago lefty **Doc White** won six of his final seven decisions to finish at 10-8, 4.04.

Winning streaks	Streak	Dates
Hugh Bedient, Bos	13	July 2-Aug 30
Joe Wood, Bos	12	June 1-July 24
Joe Wood, Bos	11	Aug 9-Sept 24
Jack Coombs, Phila	10	Apr 27-June 17
Walter Johnson, Wash	8	July 25-Aug 22
Walter Johnson, Wash	7	Apr 16-May 12
Veau Gregg, Cleve	7	Apr 17-May 20
Jack Warhop, NY	7	June 30-Aug 16
Bob Groom, Wash	7	Aug 25-Sept 12
Hugh Bedient, Bos	6	Apr 26-June 17
Eddie Plank, Phila	6	May 20-June 15
Eddie Plank, Phila	6	June 27-July 24
Ray Collins, Bos	6	June 29-July 25
Ray Collins, Bos	6	Aug 17-Sept 19
Chief Bender, Phila	5	Apr 29-June 1
Joe Wood, Bos	5	Apr 30-May 21
Jean Dubuc, Det	5	May 14-June 29
Bob Groom, Wash	5	May 19-June 4
George Mullin, Det	5	June 1-June 27
Bob Groom, Wash	5	June 22-July 9
Veau Gregg, Cleve	5	July 1-July 19
Russ Ford, NY	5	July 4#1-July 25
Eddie Plank, Phila	5	Sept 3-Sept 20

Losing streaks

George Baumgardner, StL
 Joe Benz, Chi
 Jack Powell, StL
 Ray Caldwell, NY
 Bob Groom, Wash
 Roy Mitchell, StL
 Hippo Vaughn, NY
 Willie Mitchell, Cleve
 Ralph Works, Det
 Fred Blanding, Cleve
 Ray Caldwell, NY
 George Kahler, Cleve
 Hippo Vaughn, NY-Wash
 Dixie Walker, Wash
 Frank Lange, Chi
 Russ Ford, NY
 Ed Walsh, Chi
 Eddie Cicotte, Chi

Streak

11
 9
 9
 8
 8
 7
 7
 7
 7
 7
 6
 6
 6
 5
 5
 5
 5
 5

Dates

June 26-Sept 6
 May 9-June 21
 June 25-Aug 18
 May 28-July 15
 July 14-Aug 13
 Apr 27-July 6
 May 8-June 27
 June 28-Sept 24
 July 3-Sept 18
 July 6-Aug 4
 Aug 11-Sept 15
 Aug 19-Sept 15
 July 29-Aug 2
 Apr 22-May 11
 May 12-June 4
 June 7-June 28
 Aug 15-Sept 1
 Aug 20-Sept 6



Boston's **Ray Collins**, 19-5 on the season, had two separate six-game winning streaks.



St. Louis **George Baumgardner** suffered through an 11-game losing streak, the longest of any pitcher during the 1912 season.

Team	11-11	14-8	14-8	14-8	11-11	17-5	16-6	97-57
Cleveland Naps	<u>Bos</u>	<u>Phila</u>	<u>Wash</u>	<u>Chi</u>	<u>Det</u>	<u>StL</u>	<u>NY</u>	<u>Total</u>
Vean Gregg 14L	2-4	4-1	4-1	3-3	3-2	3-1	3-0	22-12
Fred Blanding 12R	1-5	2-3	3-1	2-2	1-2	4-0	3-2	16-15
George Kahler 7R	0-5	1-4	2-1	1-3	1-1	4-1	4-0	13-15
Jim Baskette 8/9*R	1-1	0-1	1-0	3-0	1-2	2-1	1-1	9-6
Bill Steen 6R	0-2	1-2	1-0	1-2	3-1	2-0	1-1	9-8
Gene Krapp 5R	0-0	0-0	1-1	2-0	0-1	1-0	0-0	4-2
Willie Mitchell 9L	0-1	0-1	0-4	0-0	2-2	1-1	1-1	4-10
Bert Brenner 10R	0-0	0-0	1-0	0-0	0-0	0-0	0-0	1-0
Lefty James 1L	0-0	0-0	1-0	0-0	0-0	0-0	0-0	1-0
Harry Krause 1L-a	0-0	0-0	0-0	0-0	0-0	0-0	0-2	0-2
Lefty George 3L	0-0	0-2	0-0	0-0	0-0	0-1	0-1	0-4
Team	4-18	8-14	14-8	12-10	11-11	17-5	14-8	80-74

Wash. Senators	<u>Bos</u>	<u>Phila</u>	<u>Cleve</u>	<u>Chi</u>	<u>Det</u>	<u>StL</u>	<u>NY</u>	<u>Total</u>
Walter Johnson 24R	2-3	6-0	3-1	4-1	5-1	4-1	6-2	30-9
Bob Groom 13R	1-5	2-3	3-3	4-1	5-1	2-3	3-3	20-19
Tom Hughes 11R	3-2	0-4	1-3	2-3	1-2	2-1	1-0	10-15
Carl Cashion 13R	0-0	0-4	1-2	2-0	1-2	2-1	2-1	8-10
Jerry Akers 4R	0-1	0-0	0-0	0-0	0-0	1-0	0-0	1-1
Paul Musser 8/10*R	0-1	0-0	0-1	0-0	0-0	1-0	0-0	1-2
Barney Pelty 3R -a	0-0	0-1	0-0	0-1	0-0	0-2	1-0	1-4
Hippo Vaughn 6L-a	0-1	0-0	0-1	1-0	0-1	0-0	0-1	1-4
Joe Engel 6L	0-1	0-1	0-3	0-1	1-0	0-0	0-1	1-7
Dixie Walker 2R	0-2	0-1	0-0	1-0	0-2	0-1	0-1	1-7
Lefty Schegg 4L	0-0	0-0	0-0	0-1	0-0	0-1	0-0	0-2
Team	6-16	8-14	8-14	14-8	13-9	12-10	13-9	74-80

Chicago White Sox	<u>Bos</u>	<u>Phila</u>	<u>Cleve</u>	<u>Wash</u>	<u>Det</u>	<u>StL</u>	<u>NY</u>	<u>Total</u>
Ed Walsh 15R	4-4	2-3	4-4	1-5	4-1	3-3	4-2	22-24
Joe Benz 10R	2-3	1-4	0-2	3-2	2-3	2-2	2-1	12-17
Doc White 7L	0-1	2-1	1-1	2-1	1-3	2-1	2-0	10-8
Eddie Cicotte 6R-a	0-3	1-2	2-0	1-2	0-2	1-1	1-2	6-12
George Mogridge 3/4*L	0-1	0-0	0-1	1-1	1-0	2-1	1-1	5-5
Frank Lange 6R	0-2	1-2	2-2	0-1	1-0	1-1	0-2	5-10
Rube Peters 3/4*R	0-0	1-1	1-2	0-2	0-1	0-0	1-1	3-7
Jim Scott 12R	0-0	0-1	0-0	0-0	2-0	0-0	0-0	2-1
Wiley Taylor 4R	0-0	0-0	0-0	0-0	1-0	0-1	1-0	2-1
Harry Smith 4R	0-0	0-0	0-0	0-0	0-0	1-0	0-0	1-0
Roy Crabb 6R-t	0-0	0-0	0-0	0-0	0-0	0-0	0-1	0-1
Team	6-16	8-14	10-12	8-14	12-10	12-10	12-10	68-86

Detroit Tigers	<u>Bos</u>	<u>Phila</u>	<u>Cleve</u>	<u>Wash</u>	<u>Chi</u>	<u>StL</u>	<u>NY</u>	<u>Total</u>
Jean Dubuc 13R	1-3	4-2	2-2	3-1	3-2	1-3	4-0	18-13
Ed Willet 8R	3-2	3-0	1-4	2-2	2-2	2-4	3-2	16-15
George Mullin 6R	0-2	0-4	3-2	3-2	2-0	2-2	1-2	11-14
Joe Lake 5R-a	1-1	1-2	1-1	1-2	1-1	2-0	1-1	8-8
Tex Covington 6R	0-1	1-0	1-0	0-1	0-2	1-1	1-2	4-7
Ralph Works 4R-t	0-5	0-1	1-0	0-0	0-2	1-0	1-1	3-9
Hooks Dauss 8R	0-0	0-0	1-0	0-1	0-0	0-0	1-0	2-1
Ed Summers 3R	0-0	0-0	1-0	0-0	0-0	0-1	1-0	2-1
Charlie Wheatley 2R	0-1	1-0	0-0	0-1	1-0	0-1	0-0	2-3
George Boehler 1R	0-0	1-0	0-0	0-1	0-1	0-1	0-1	1-4
Pat McGehee 1R	0-0	0-0	0-0	0-0	1-0	0-0	0-0	1-0
Harry Moran 3/4*L	0-0	0-0	0-1	0-0	0-0	0-0	0-0	0-1
Herb Pernoll 2L	0-0	0-0	0-1	0-0	0-0	0-0	0-0	0-1
Allen Travers 1R (repl)	0-1	0-0	0-0	0-0	0-0	0-0	0-0	0-1
Bun Troy 2R	0-0	0-0	0-0	0-1	0-0	0-0	0-0	0-1
Willie Jensen 6R	0-2	0-1	0-0	0-0	0-0	0-0	0-0	0-3
Bill Burns 2L	0-0	0-0	0-0	0-1	0-1	0-1	0-0	0-4
Team	5-17	11-11	11-11	9-13	10-12	9-13	13-9	68-86

St. Louis Browns	<u>Bos</u>	<u>Phila</u>	<u>Cleve</u>	<u>Wash</u>	<u>Chi</u>	<u>Det</u>	<u>NY</u>	<u>Total</u>
Mack Allison 5R	2-2	1-3	0-3	4-0	1-2	1-1	2-1	11-12
Earl Hamilton 10L	0-4	0-2	1-4	2-1	1-0	4-2	2-1	10-14
George Bumgardner	1-5	0-3	0-3	0-2	3-2	3-0	2-1	9-16
Jack Powell 9R	0-3	1-3	1-0	0-2	2-1	2-1	1-2	7-13
Elmer Brown 9R	0-1	1-2	0-0	2-1	0-4	2-0	1-1	6-9
Carl Weilman 7L	1-0	0-0	1-1	0-1	1-0	0-0	1-1	4-3
Curley Brown 4L	0-0	0-0	0-0	1-1	0-1	1-0	1-1	3-3
Red Nelson 3/4*R	0-0	0-0	0-2	0-0	2-0	0-1	0-0	2-3
Willie Adams 3/5*R	0-1	0-0	0-0	0-0	0-0	0-0	1-2	1-3
Joe Lake 5R-t	1-0	0-1	1-0	0-1	0-0	0-2	0-0	2-4
Barney Peltz 3R-t	0-0	0-1	1-1	1-0	0-2	0-0	0-0	2-4
Roy Mitchell 4R	0-0	1-2	0-2	0-2	0-0	0-2	0-1	1-9
Bill Bailey 1L	0-0	1-0	0-0	0-1	0-0	0-0	0-0	1-1
Buddy Napier 2R	0-0	0-0	0-1	0-0	0-0	0-0	0-0	0-1
Team	5-17	5-17	5-17	10-12	10-12	13-9	11-11	59-95

NY Highlanders	<u>Bos</u>	<u>Phila</u>	<u>Cleve</u>	<u>Wash</u>	<u>Chi</u>	<u>Det</u>	<u>StL</u>	<u>Total</u>
Russ Ford 6R	0-4	1-5	3-2	2-4	3-1	2-2	3-2	14-20
Jack Warhop 9R	3-4	1-1	3-1	2-0	0-3	2-2	2-2	13-13
John Picus Quinn 2R	0-0	1-1	0-1	0-1	2-2	1-1	2-1	6-7
George McConnell 10R	0-4	1-2	0-2	1-2	3-1	0-1	1-1	6-13
Ray Caldwell 4R	0-1	1-2	0-5	2-2	2-2	0-3	1-4	6-19
Ray Fisher 1R	0-1	0-1	0-2	1-0	0-1	2-2	1-1	4-8
Iron Davis 2R	0-1	0-1	2-0	0-0	0-1	1-0	0-0	3-3
Ray Keating 2R	0-0	0-0	0-0	0-1	0-0	1-1	1-0	2-2
Tommy Thompson 1R	0-0	1-0	0-1	0-0	0-0	0-0	0-0	1-1
Hippo Vaughn 6L-t	0-4	0-3	0-0	1-3	0-0	0-1	0-0	1-11
Red Hoff 1L	0-0	0-0	0-0	0-0	0-1	0-0	0-0	0-1
Team	3-19	6-16	8-14	9-13	10-12	9-13	11-11	56-98

1912 American League Fielding Highlights

Nine triple plays in 2912 AL replay

Nine triple plays added some sparkle to the list of American League fielding achievements, a contrast with only two triple plays in my AL 1911 replay.



The most unusual triple killing was by **Chicago's Morrie Rath, an unassisted triple play against St. Louis on September 24.** *(This was the first time I have ever played an APBA baseball game in which an unassisted triple play occurred).*

Philadelphia's Stuffie McInnis hit into three triple plays. In each of these triple plays, Eddie Collins and Frank Baker got on base ahead of McInnis and were then erased by line drives to the second baseman, with subsequent putouts on Collins and Baker at 1b. McInnis hit into two of the triple plays in a four-game span in August.

Cleveland recorded triple plays in two consecutive games against Boston, August 27-28, giving the Naps three triple plays in an eight-day period from Aug 19-28. Unfortunately for Cleveland, none of the triple killings mattered as the Naps lost all three games.

Chicago's **Morrie Rath** made an unassisted triple play v. StL.

<u>Date</u>	<u>Team</u>	<u>Batter</u>	<u>Description</u>
May 5	St. Louis	Stuffie McInnis, Phila	The A's Eddie Collins opened the ninth inning with a walk and Frank Baker followed with a single. Stuffie McInnis then lined out to 2b Del Pratt. Pratt stepped on 2b to retire Eddie Collins at second and threw to 1b George Stovall to retire Frank Baker for the triple killing. Philadelphia won, behind Jack Coombs, 6-2.
June 12	Chicago	Joe Jackson, Cleve	With Cleveland ahead 3-1 in the bottom of the fifth, Cleveland's Jack Graney led off with a walk and SS Ivy Olson followed with a walk off Chicago's Ed Walsh. Hard-hitting Joe Jackson flew out on a low liner to White Sox CF Ping Bodie. Bodie threw to SS Buck Weaver, who caught Graney at second base and threw to 1b Shano Collins, who retired Olson, who was off 1b. Cleveland went on to win 4-3 behind Gene Krapp, who evened his record at 2-2 with Walsh losing the game to drop to 9-7.
July 13	Detroit	Hal Chase, NY	With Detroit leading 1-0 in the bottom of the fifth, New York pitcher Russ Ford singled off George Mullin to start the frame. Leadoff man Bert Daniels followed with a single. The rally abruptly ended, however, when 1b Hal Chase lined out to Tiger 2b Paddy Bauman, who stepped on second to retire Ford and then threw to 1b George Moriarity, who retired Daniels. Despite the triple play by the Tigers, New York went on to win in 10 innings 2-1.
Aug 15	Chicago	Stuffie McInnis, Phila	Philadelphia opened the game with four straight singles off Ed Walsh, scoring a pair of runs. With Eddie Collins on second and Frank Baker at first, the White Sox made their second triple play of the season. McInnis lined into a triple play for second time in 1912 replay. McInnis lined out to 2b Morrie Rath. Rath stepped on 2b to retire Collins at second and threw to 1b Shano Collins, who retired Frank Baker. Philadelphia won the game 6-3 to give Eddie Plank his 19 th win of the season.
Aug 19	Cleveland	Stuffie McInnis, Phila	Philadelphia's Stuffie McInnis hit into his second triple play in four games and third of the season in a 7-5 win over the Naps. The same pattern prevailed for the A's as the other McInnis-led triple killings. In the seventh inning, Eddie Collins and Frank Baker both got on base to lead off the inning. McInnis then lined out to Nap Lajoie, who also got Collins, and then threw to Art Griggs at first to complete the triple play.

Triple plays, continued

Aug 26	Cleveland	Harry Hooper, Bos	Boston C Bill Carrigan singled to open the sixth inning and P Ray Collins followed with a walk. With Carrigan on 2b and Collins on first, Hooper flew out to Naps CF Tim Hendryx. Hendryx threw to SS Ray Chapman, who caught Carrigan at second base and threw to 1b Art Griggs, who nailed Ray Collins, who was off first. Boston won the game 10-6.
Aug 27	Cleveland	Jake Stahl, Bos	The Naps reeled off their second triple play in two days and third in eight days. Red Sox cleanup hitter Duffy Lewis singled to open the eighth inning of a blowout game and 3b Larry Gardner then singled. With Lewis on 2b and Gardner on first, Stahl lined out to 2b Nap Lajoie retiring Lewis at second. Lajoie then fired to 1b Art Griggs, to catch Gardner at first. Boston's Joe Wood made the triple play academic by firing a one-hitter to win 7-0.
Sept 12	Wash	Shano Collins, Chi	Chicago's Rollie Zeider singled and 1b Babe Barton walked to start the fifth inning, putting runners on 1 st and 2 nd . Cleanup batter Shano Collins flied out to Senator CF Clyd Milan, who threw to SS George McBride, who nailed Zeider at second base and then threw to 1b Chick Gandil, who tagged Barton for the third out. Washington won the game 6-4 to give Bob Groom his 19 th victory of the campaign.
Sept 24	Chicago	Frank Crossin, StL	White Sox 2b Morrie Rath made an unassisted triple play in the top of the ninth inning to slam the door on St. Louis. Pinch hitters Heinie Jentzen and Bobby Wallace both singled to open the top of the ninth, but backup C Frank Cross saw things end quickly when he hit a sharp liner to Rath at 2b. Rath touched second to retire Jentzen and then tagged Wallace, who was off with the crack of the bat, to complete the unassisted triple play and ensure that Eddie Cicotte finished a 9-3 win with no problems.

Individual fielding achievements

<u>Date</u>	<u>Player</u>	<u>Description</u>
May 11	RF Danny Murphy, Phila	Threw out Cleveland baserunners Ivy Olson and Terry Turner at 3b in wild 14-13 win. Murphy's throw to nail Turner in the seventh inning turned out to be a key factor in the A's win.
June 3	CF Burt Shotton, StL	Shotton threw out Chicago leadoff man Morrie Rath at home in the top of the first after Rath doubled and tried to score after Shotton booted a fly ball with two out. With the Browns down 8-2 and the game out of hand in the ninth inning, Shotton tossed out slow-moving White Sox C Bruno Block, who tried to score from second after Shotton had committed his second error of the game by dropping a fly ball.
June 6	RF Bert Daniels, NY	Daniels strong arm allowed Jack Warhop to notch a tough 1-0 victory over Washington's Walter Johnson. In the fifth, Daniels threw out George McBride at home, trying to score on a fly ball by John Henry. In the next inning, Daniels duplicated the feat, nailing Johnson at home, who was trying to score on a fly ball by Eddie Foster. LF Birdie Cree also notched an important OF assist in the 8 th inning, throwing out John Henry at the plate.
June 23	LF Bert Daniels, NY	Seventeen days after his two-assist game against the Senators, Daniels again threw out two Senator baserunners, but the outcome was different, with Washington's Walter Johnson breezing to an 11-2 win while the Highlanders committed a numbing eight errors. Daniels two assists were the only highlights for NY, retiring baserunners Germany Schaefer and Chick Gandil.

Individual fielding achievements, continued

July 17	Dutch Sterrett, NY	In one of the more unusual fielding accomplishment of the 1912 AL replay, New York RF Dutch Sterrett threw out two baserunners at first base in a 4-3, 11-inning win over the Cleveland Naps. In the top of the first, Sterrett threw out speedy Joe Jackson at first after Jackson had singled and taken too wide a turn. In the fourth, Ivy Olson singled for the Naps and Sterrett again took advantage of too wide a turn and caught Olson before he could get back to first base.
Aug 2	CF Joe Jackson, Cleve	Helped Cleveland to 7-6 win over Detroit by nailing Tiger SS Donie Bush at 2b. Later in the game, after dropping a fly ball by Sam Crawford in the 8 th , Jackson

		threw out Crawford at the plate while trying to score on a single by 1b Eddie Onslow.
Aug 3	Pete Compton, StL	Compton received credit for three OF assists on throws to C Walt Alexander, but Alexander dropped all three throws in an 8-1 loss to the White Sox. In the third inning, two Compton's throws reached Alexander in time to catch Chicago's Wally Mattick and P Eddie Cicotte at home, but Alexander bobbled both throws. The same scenario repeated itself in the fifth after Compton threw home ahead of CF Ping Bodie with Alexander dropping the throw. Even though Alexander dropped each throw, Compton was credited with an assist, giving him three OF assists in the same game. It turned out to no avail as the Browns lost 8-1 to Chicago, while committing a total six errors, including a total of four Walt Alexander.
Aug 9	LF Duffy Lewis, Bos	In 13-1 win over New York, threw out Harry Wolverton and Iron Davis at home plate, helping Joe Wood win his 20 th game.
Sept 9	Ty Cobb, Det	Cobb, not normally known for his arm, tossed out Philadelphia's Frank Baker and Stuff McInnis at home, both trying to score from second on base hits. Baker and McInnis both tried to take advantage of Cobb's arm (29 rating), but both were nailed as Detroit won a 12-9 slugfest.
Sept 21	LF Howard Shanks, Wash	Threw out Philadelphia's Eddie Collins at home in the third and Harl Maggett at home in the 8 th , but Senators still lost to A's 7-4.
Sept 23	CF Tris Speaker, Bos	Speaker streak of 150 games with an error ended in third inning of a battle with Philadelphia when Speaker dropped a fly ball by the A's Eddie Murphy. Speaker's error did not result in any damage to the Red Sox when Murphy was erase in a double play, but Philadelphia won the game 4-3 for Chief Bender's 14 th win.

Team five or more errors in one game

<u>Date</u>	<u>Team</u>	<u>Errors</u>	<u>Description</u>
June 6	Chicago	6	The White Sox managed to pull off a triple play and commit six errors in the same game, while losing to Cleveland 4-3, despite a satisfactory outing by Ed Walsh, who dropped to 9-7. Walsh contributed to his downfall with two errors while C Billy Sullivan, 1b Shano Collins, CF Wally Mattick and RF Ping Bodie also committed errors in the loss.
June 23	New York	8	The Highlander defense went into meltdown mode, committing eight errors as Washington coasted 11-2 behind Walter Johnson. Making the miscues: P Hippo Vaughn, C Bobby Williams, 1b Hal Chase, 2b Hack Simmons (two errors), SS Jack Martin and RF Guy Zinn.
July 6	Chicago	5	Washington won 18-3 with the White Sox defense allowing nine unearned runs. C Walt Kuhn made three errors. 2b Frank LaPorte and 3b Rollie Zeider each committed an error.
July 9	Detroit	5	Tiger Joe Lake overcame five Detroit errors to capture a three-hit 3-1 victory over Philadelphia. 2b Baldy Louden booted two balls, while C Oscar Stanage committed catcher's interference for an error and SS Donie Bush and 3b Charlie Deal also committed errors. None of the errors led to a run with Lake determinately working hard to get around the miscues.
Aug 3	St. Louis	6	In an 8-1 loss to Chicago, C Walt Alexander dropped three OF assists by LF Pete Compton and booted yet another ball for a total of four miscues. Compton also committed an error and CF Burt Shotton also booted a fly ball.
Aug 30	Wash	5	Senators beat Cleveland 6-5, despite five miscues; two errors by Carl Cashion (pitcher playing RF because of injuries) and errors by C John Henry, SS George McBride, and 2b Frank LaPorte.
Sept 8	St. Louis	6	The Browns defense went into the deep freeze, making six errors while generating only three hits in a 9-0 loss to Washington's Bob Groom. CF Burt Shotton and C Frank Crossin both made two errors while 1b George Stovall and 3b Jimmy Austin joined in the error-first with one error apiece. The only defense bright spot for St. Louis was an 8 th inning OF assist by little-used LF Bill Brown.
Sept 10	Detroit	5	The Tigers made five errors to contribute to a 17-1 shellacking to Philadelphia, three of the errors in the first two innings. P Joe Lake, C Jack Onslow, 2b Baldy Louden, LF Al Bashang, and even steadfast RF Sam Crawford all made errors.

Sept 12	St. Louis	5	It was not the Browns day for defense with OF Bill Brown, who had shown promise three days earlier with an OF assist, made three errors as the Browns lost a 7-6, 11-inning decision to the Highlanders. Pitcher Elmer Brown made an error (<i>giving players named Brown a combined four errors in the game</i>) and 21b Del Pratt complete the miscue parade with an error.
Sept 14	Detroit	5	Four days after making five errors against Philadelphia, the Tigers did it again, but this time they were able to prevail 4-3 over St. Louis. C Jack Onslow booted two plays with RF Sam Crawford making his second error in three games. Joining in the error-fest were SS Red Corriden and 3b Charlie Deal.

Three or more errors/PB in one game (individual)

<u>Date</u>	<u>Player</u>	<u>Description</u>
Apr 15	SS Buck Weaver, Chi	In the White Sox second series of the campaign, Weaver booted three plays against the Browns. None of the baserunners scored, but Chicago still managed to lose to St. Louis righty Mack Allison 4-3
May 16	C Steve O'Neill, Cleve	Three errors, two of them back-to-back, both of whom scored as part of an eight-run inning by Boston, who went on to win 14-1.
July 6	C Walt Kuhn, Chi	Kuhn misplayed two batted balls and committed catcher's interference with Howard Shanks at bat, all of which contributed to an 18-3 romp by Washington over the defensively-challenged White Sox, who totaled five errors in the loss.
July 7	C Jack Onslow, Det	Onslow contributed to an abysmal 24-0 loss to Philadelphia by committing four passed balls, two of them on third strikes. Onslow's misplays contributed to prolonging two A's rallies and allowed three runs to score.
Aug 3	C Walt Alexander, StL	Alexander dropped three Pete Compton OF throws and committed another error for four errors in a 8-1 loss to Chicago
Aug 9	C Jack Lapp, Phila	Three errors (none of the runners scored) in an 2-1 11-inning win over Washington.
Sept 12	LF Bill Brown, StL	Three errors in LF as the Browns drooped a 7-6, 11-inning win to NY.
Sept 15	CF Jack Lelivelt, NY	Three errors at Philadelphia coasted 10-3. Two of the three errors resulted in runs for the A's

Oddities

Chicago C Walt Kuhn suffered two horrible games in a five-game span May 22-26. On May 22, **Philadelphia stole 10 bases off Kuhn**. Four games later, New York also stole 10 bases off the bedraggled White Sox catcher

New York's Ed Sweeney committed two passed balls in the 4th inning in an 8-2 loss to St. Louis on Aug. 26.

All three Washington outfielders LF Howard Shanks, CF Clyde Milan, and RF Germany Schaefer all gunned down Highlander baserunners on Aug. 2, but to no avail as New York blanked the Senators 7-0

1912 American League Injury and Ejections Summary

Dates	Player, Team	Games Missed	Description
May 3	Guy Zinn, NY	6	Ran into wall chasing double hit by Del Gainer, Detroit
May 4	Frank LaPorte, StL	5	Collision with 2b Del Pratt chasing hit by Harry Lord, Chicago
May 10	Jack Barry, Phila	4	Collision with LF Bris Lord chasing 2b hit by Joe Jackson
May 10	Bris Lord, Phila	13	Collision with SS Jack Barry chasing 2b hit by Joe Jackson
May 15	Germany Schaefer, Wash	14	Playing 3b, struck by line drive hit by Wally Mattick, Chicago
June 4	Hal Chase, NY	8	Ran into stands chasing foul ball hit by Chick Gandil, Wash
June 19	Frank LaPorte, StL	6	Collision with 2b Del Pratt chasing hit
June 19	Howard Shanks, Wash	5	Collision with SS George McBride chasing base hit
June 30	Larry Gardner, Bos	2	Struck by line drive hit by George Stovall, StL
July 5	Gus Williams, StL	14	Ran into RF wall chasing 2b hit by Chick Gandil, Wash
July 9	Jack Barry, Phila	2	Collins with LF Harl Maggert while chasing base hit
July 13	Sam Crawford, Det	1	Collision with 2b Baldy Louden chasing base hit by Hal Chase, NY
July 13	Baldy Louden, Det	7	Collision with RF Sam Crawford chasing base hit by Hal Chase, NY
July 15	Charlie Deal, Det	24	Struck by line drive hit by Chick Gandil, Wash
July 19	Danny Moeller, Wash	12	Hit by pitch thrown by Elmer Brown, StL
July 26	Gus Williams, StL	13	Collision with 2b Del Pratt chasing hit by Gabby Street, NY
Aug 2	Buddy Ryan, Cleve	15	Ran into RF fence chasing 2b hit by Donie Bush, Det
Aug 3	Art Griggs, Cleve	11	Hit by pitch thrown by Ed Willett, Det
Aug 4	Rollie Zeider, Chi	5	Hit in face by grounder hit by George Stovall, Cleve
Aug 8	Bert Daniels, NY	2	Collision with LF Klondike Smith chasing triple by Duffy Lewis, Bos
Aug 8	Klondike Smith, NY	23	Collision with CF Bert Daniels chasing triple by Duffy Lewis, Bos
Aug 9	Jake Stahl, Bos	13	Collision with C Hick Cady chasing foul ball hit by Hal Chase, NY
Aug 9	Hick Cady, Bos	17	Collision with 1b Jake Stahl chasing foul ball hit by Hal Chase, NY
Aug 15	Bert Daniels, NY	1	Collision with SS Jack Martin chasing 2b by Ivy Olson, Cleve
Aug 15	Jack Martin, NY	19	Collision with LF Bert Daniels chasing 2b by Ivy Olson, Cleve
Aug 16	Hippo Vaughn, Wash	10	Hit by line drive hit by Baldy Louden, Det
Aug 25	Danny Moeller, Wash	7	Collision with RF wall chasing 2b by Rollie Zeider, Chi
Aug 27	Hal Chase, NY	5	Injured fielding bunt ; collision with batter John Daley, StL
Aug 31	Ping Bodie, Chi	2	Hurt making catch at CF wall v. Bos
Sept 2	Donie Bush, Det	2	Injured making force play at second base v. Wash
Sept 3#2	Sam Crawford, Det	4	Injured running into RF wall trying to make catch
Sept 5	George Mullin, Det	17	Collision with batter Bill Carrigan, Bos, while fielding bunt
Sept 5	George Aiton, StL	16	Collision with CF Burt Shotton chasing 2b by Eddie Foster, Wash
Sept 9	Phil Kelter, StL	16	Hurt by foul tip off bat of Gabby Street, NY
Sept 17	Harry Hooper, Bos	3	Ran into RF wall making catch
Sept 19	Ernie Johnson, Chi	6	Hurt on force play at 2b on slide by Baldy Louden, Det
Sept 20	Clyde Engle, Bos	19	Collision with LF Duffy Lewis on fielding play <i>(also out for World Series)</i>
Sept 21	Charlie Deal, Det	5	Struck by line drive off bat of Rollie Zeider, Chi
Sept 21	Jack Kibble, Cleve	4	Collision with RF Joe Jackson chasing base hit
Sept 25	Danny Moeller, Wash	1	Collision with 2b Germany Schaefer while chasing hit
Sept 25	Germany Schaefer, Wash	1	Collision with RF Danny Moeller chasing hit

Injury summary by team	Injuries	Games Missed
St. Louis	6	70
New York	6	59
Detroit	7	58
Boston	5	54
Washington	7	48
Cleveland	3	30
Philadelphia	3	19
Chicago	3	13

Ejections

Apr 23	Jim Delahanty, Det	Argued strikeout call while batting
May 7	Jimmy Austin, StL	Argued strikeout call while batting
June 17	George McBride, Wash	Argued putout call at first base (as baserunner)
July 6	Ted Easterly, Cleve	Argued bases on balls call (while catching)
July 15	Harry Hooper, Bos	Argued strikeout call while batting
Aug 3	Bill Carrigan, Bos	Argued strikeout call while batting
Aug 14	Jack Onslow, Det	Argued bases on balls call (while catching)
Aug 30	Bill Kenworthy, Wash	Argued strikeout call while batting
Sept 23	Harry Lord, Chi	Argued strikeout call while batting