


**Christy Mathewson leads Giants
to 1911 National League pennant**



**New York
outdistances
Pittsburgh by 11
games**

**Chicago's
Frank Schulte
earns MVP
honors**

**Boston's Doc
Miller wins
batting crown**



**1911 National League Replay
Table of Contents**

<i>Cover</i>	
<i>Table of contents</i>	2
<i>Final standings</i>	3
<i>Introduction</i>	4-5
<i>Inside the pennant race</i>	6-15
<i>National League leaders</i>	16-20
<i>Team, individual statistics</i>	21-36
<i>All Star team, MVP and Cy Young awards</i>	37-39
<i>Batting highlights</i>	40-49
<i>Pitching highlights</i>	50-57
<i>Fielding highlights</i>	58-59
<i>Injuries, ejections</i>	60
<i>Scores by month</i>	61-71
<i>Selected box scores</i>	72-80

**1911 National League
Final Standings and Leaders**

Real Life Results

	<u>W</u>	<u>L</u>	<u>Pct.</u>	<u>GB</u>	<u>W</u>	<u>L</u>	<u>Pct.</u>	<u>GB</u>
New York Giants	106	48	.688	--	99	54	.647	--
Pittsburgh Pirates	95	59	.617	11	85	59	.552	14 1/2
Chicago Cubs	92	62	.597	14	92	62	.597	7 1/2
St. Louis Cardinals	79	75	.513	27	75	74	.503	22
Philadelphia Phillies	75	79	.487	31	79	73	.520	19 1/2
Cincinnati Reds	69	85	.448	37	70	83	.458	29
Brooklyn Dodgers	57	97	.370	49	64	86	.427	33 1/2
Boston Rustlers	43	111	.279	63	44	107	.291	54

Team v. Team Results

	<u>NY</u>	<u>Pitt</u>	<u>Chi</u>	<u>StL</u>	<u>Phil</u>	<u>Cinc</u>	<u>Bkn</u>	<u>Bos</u>	<u>Wins</u>
New York	-	15	11	14	17	14	16	19	106
Pittsburgh	7	-	11	12	18	17	14	16	95
Chicago	11	11	-	10	12	15	16	17	92
St. Louis	8	10	12	-	12	9	15	13	79
Philadelphia	5	4	10	10	-	15	14	17	75
Cincinnati	8	5	7	13	7	-	16	13	69
Brooklyn	6	8	6	7	8	6	-	16	57
Boston	3	6	5	9	5	9	6	-	43
Losses	48	59	62	75	79	85	97	111	616

Read across for wins, down for losses

Most Valuable Player Frank Schulte, Chicago

Cy Young Award Christy Mathewson, New York

Batting leaders

Batting average	Doc Miller, Boston, .343
On base pct.	Jimmy Sheckard, Chi, .458
Slugging pct.	Frank Schulte, Chi, .558
Doubles	Ed Konetchy, StL, 41
Triples	Honus Wagner, Pitt, 24
Home runs	Frank Schulte, Chi, 30
Runs batted in	Frank Schulte, Chi, 121
Bases on balls	Jimmy Sheckard, Chi, 161
Runs scored	Jimmy Sheckard, Chi, 139
Stolen bases	Bob Bescher, Cinc, 76

Pitching leaders

Earned run average	Christy Mathewson, NY, 1.65
Wins	Christy Mathewson, NY, 28
Won-lost pct.	Christy Mathewson, NY, 28-7, .800
Shutouts	Christy Mathewson, NY, 6
Strikeouts	Rube Marquard, NY, 266
Innings pitched	Bob Harmon, St. Louis 361.0
Complete games	Christy Mathewson, NY, 29
Saves	Mordecai Brown, Chicago 7

1911 National League replay introduction

Rod Caborn
1118 Washington Avenue
Winter Park, Fla. 32789

he 1911 National League replay got underway on New Year's Day, **Thursday, January 1, 2015**.

Granddaughter Kate Caborn, age six when the replay began and in the first grade at Lake Highland Prep, took over the role of first-dice roller from grandmother Carole, serving up the First Dice Roll (the replayer's version of the symbolic First Pitch) at 12:45 p.m., with college football bowl games droning on in the background.

Kate's dice roll result: a role of 14 to light-hitting Brooklyn SS Bert Tooley, which resulted in a 30, a fly ball to Boston Rustlers LF George Jackson. Boston, who eventually finished last with a dismal 43-111 record, won the opener from the Dodgers 8-5, behind a 15-hit attack that overwhelmed Brooklyn starter Nap Rucker.

The replay was completed on **Sunday, August 2, 2015**, at 4:28 p.m., when St. Louis Cardinal call-up Gene Woodburn fanned Pittsburgh's Owen Wilson for the final out in an 11-7 Cardinal victory that was highlighted by an eight-run seventh inning. The replay required **213 days (seven months and two days)**, the same approximate length of time my previous eight-team replays have needed.

During the seven months of the replay, granddaughter Kate turned seven, finished the first grade, (her teacher was Mrs. Torberg), traveled to Minnesota, and made preparations to enter the second grade 10 days after the replay was completed.

Carole and I took a break from the replay from February 19-March 8 (17 days), flying to Buenos Aires from Miami, sailing on an 11-night cruise from Buenos Aires to Montevideo, Uruguay, the Falkland Islands, around Cape Horn, to Puerto Montt, Punta Arenas, and ending in Valparaiso, Chile. The cruise was followed by a four-night stay in Santiago, Chile before heading back to Winter Park.

The 1911 NL replay was the beginning of my 14th replay (to be continued with the 1911 American League pennant race). The other replays I have staged include:

- 1883 (*full season American Association and National League*)
- 1906 (*full season AL and NL*)
- 1910s Great Teams, integrated
- 1920 American League, integrated
- 1922 (*full season AL and NL*)
- 1926 National League
- 1930 (*full season AL and NL*)
- 1930s -40s pre WW II American League replay, integrated
- 1930s-40s pre WW II National League Great Teams, integrated
- National League Great Teams (Post WW II, 12 teams)
- American League Great Teams (Post WW II, 12 teams)
- American League 1940s Integrated Great Teams (8 teams)

1911 National League replay Guidelines

• **My objective was to learn more about some of the teams and players from the early days of the 20th century.** The selection of 1911 was made based on a desire to learn, specifically, about the period from 1910-1913, just prior to the onset of the Federal League.

The 1911 NL replay included 15 Hall of Famers. There were eight position players: Roger Bresnahan, Max Carey, Frank Chance, Fred Clarke, Johnny Evers, Joe Tinker, Honus Wagner and Zack Wheat.

Five HOF pitchers appeared in the NL replay: Grover Cleveland Alexander, Mordecai (Three-Finger) Brown, Rube Marquard, Christy Mathewson and ancient Cy Young, who pitched in his final season in 1911.

Two other Hall of Famers, Pittsburgh infielder Bill McKechnie, and St. Louis 2b Miller Huggins were present in the 1911 NL replay, but as position players. Both players made the Hall of Fame for their managerial prowess.

- The replay followed a 154-game schedule that I put together myself. After the replay was completed and I was compiling the final home and away records for each team, I discovered that I had erred, with Cincinnati hosting St. Louis for three home games that should have been played in St. Louis. The result, however, had no bearing on the final standings, so I left the home and away records intact, as the games were played.
- The replay was conducted with the 2010 version of Master Game book. Because the games were played solely within APBA rules, with no roster changes or overhauls, an error randomizer was not used.
- I created several XB cards to allow playing time for some NL players who saw enough playing time to merit a card, but who were not carded in the primary set. I employed my own grading system to create the cards. The XB players were all fringe players whose performance did not make any significant impact on the replay results.
- Trades and roster changes were conducted on the same or approximate date as real life. The information was obtained via BaseballReference.com.
- To the extent possible, position players were limited to their real life games played and/or at bats. Common sense served as the guideline to the overall usage of players, with adherence to real life usage as closely as possible.

Pitchers threw the same number of starts as real life, with realistic adjustments; one or two additional starts, if the playing schedule allowed sufficient rest and the starts were necessary to reach 154 games. The infrequent use of relievers was employed with the same frequency as real life, differing only if there were blowout games or in-game situations (e.g. extra inning games) that demanded extended use of relievers.

- The MG symbols governed the use of players, per APBA Master Game rules.

**1911 New York Giants dominate National League pennant race
from Opening Day until season's end**

The 1911 New York Giants, lead by Hall of Famer pitchers Christy Mathewson and Rube Marquard, ran rampshod over the National League, winning the pennant by 11 games over the Pittsburgh Pirates.

The replay was over almost from the start with the Giants going 15-2 in April to open a five-game lead and gradually building on the lead throughout the season. The Giants fast takeoff was highlighted by an 11-game winning streak that ended on May 1, with New York holding a four game lead over Pittsburgh.

New York slowed during May, going 15-12. By May 30, Pittsburgh, who had doggedly hung on in the early going, pulled to within one game of New York.

On June 1, Pittsburgh lost 5-3 to Chicago and New York won their third straight, trouncing Brooklyn 8-1, dropping the Pirates two games behind. New York won six of the next seven games while Pittsburgh continued to hover just behind, closing to within two games of the Giants with a 5-4 win in the opener of a four-game series between the two leaders. The Giants, won the final three games 3-2, 1-0, and 7-2, stretching their lead to five.

By June 19, the Giants had a remarkable 45-16, .737 record and had increased their lead over the Pirates to seven games.

From June 20 forward until the end of the season, the Giants played at a .655 clip (61-32), only four games better than Pittsburgh, who went 57-36, .613. The Pirates, however, were never really able to draw any closer than six games to New York, thanks to the Giants huge early season lead.

Illustrative of the frustration of the Pirates was a July run during which Pittsburgh went 21-5. On Independence Day, the Pirates were six games behind New York. On July 29, after going 21-5, the Pirates had gained only a single game on the Giants.

By season's end the Giants finished 106-48, eleven games better than the Pirates (95-59) and fourteen games better than the disappointing Chicago Cubs (92-67).



The Giants pitching staff featured the league's deepest and most talented starting rotation. The Big Five was led by Cy Young award winner **Christy Mathewson** (28-7, 1.65) and league strikeout king **Rube Marquard** (22-11, 2.24 league leading 266 strikeouts). Rounding out the rotation were reliever and spot starter **Doc Crandall** (17-5, 2.17, five shutouts), **Red Ames** (17-7, 1.70) and southpaw **Hooks Wiltse** (12-7, 3.55)

Offensively, the Giants literally ran over the National League, stealing 290 bases while hitting .272 as a team. The offensive standouts for the Giants were **2b Larry Doyle** (.301, 14 HR, 87 RBI) and **C Chief Meyers** (.299, 71 RBI. **CF Fred Snodgrass** played solid defense, while hitting .304 and stealing 67 bases to lead the speedy Giants offense. The hard-hitting offense scored ten or more runs 24 times.

The Pittsburgh Pirates were paced by standout starters **Babe Adams** (23-12, 2.02) and **Lefty Leifield** (23-9, 2.70), along with **Howie Camnitz** (18-14, 2.76).

Leifield won nine of his first 10 starts while Adams who started slowly at 7-5, reeled off 10 wins in 11 starts, including eight wins in a row during mid-season, to keep the Pirates on the periphery of the pennant race. Offensively, Pittsburgh was paced by **SS Honus Wagner** (.325), who contended for the batting title and led the league in triples with 24 triples, while playing very solid defense, and **LF Fred Clarke**, who hit .309. **RF Owen Wilson** was a defensive standout for the Bucs, making numerous tough catches and throwing out a league-leading 18 baserunners while time after time preventing opponents from taking an extra base while at bat.

The powerful Chicago Cubs (92-62, third place) were a surprising disappointment. The Cubbies got off to a rough 8-9 start in April and remained mired in the second division until June 6. The Cubs moved into third place on June 12, where they remained the rest of the season, but never really getting involved in the chase to catch New York.

The Cubs had some numerous individual offensive standouts. MVP **Frank Schulte** (.311 and league leading 30 HR, 121 RBIs) and LF **Jimmy Sheckard**, who hit .305 and walked 161 times. The rest of the Cub infield all performed well with 2b **Heinie Zimmerman** (.290, 9 HR, 103 RBIs), SS **Joe Tinker** (.289, 83 RBIs) and 3b **Joe Doyle** (.282, 82 RBI) all showing plenty offensive pop. CF-1b **Solly Hofman** drove in 87 runs.



Heinie Zimmerman, Chi 2b
.309 103 RBIs

The Cub staff, however, did not have a dominant starter like the Giants or Pirates. **Three-Finger Brown** was 17-8, 2.45, but had to frequently relieve, saving seven wins. **King Cole** (16-10, 2.75) and **Lew Richie** (15-11, 3.19) did well, but **Ed Reulbach** struggled (14-13, 3.78), starting the season at 0-6 before reversing course to win 14 of his last 21 decisions.

St. Louis (79-75) spent most of the season in the second division, but fought hard down the stretch to catch the faltering Phillies and move into fourth place with a week to go in the season, where they finished.

RF **Steve Evans** (.339, 115 RBIs, second in the league) was an offensive and defensive standout while All-Star 1b **Ed Konetchy** (.282, 41 doubles to lead the NL, 110 RBIs) played superior defense at first base and complemented Evans on offense. Diminutive 2b **Miller Huggins** walked 110 times and scored 116 runs while 3b **Mike Mowrey** (.279, 70 RBIs) was valuable at the hot corner.

Workhorse **Bob Harmon** (23-17, 3.19) was frequently wild, but Harmon threw three consecutive shutouts early in the season, when St. Louis was struggling, and won three games in the final week of the season to help keep the Cards into fourth place. Lefty **Slim Sallee** (20-12, 2.62) started the season with nine straight wins, but lost five of his last eight decisions. **Bill Steele** (18-13, 3.50) was the Cards third starter, tossing 3 shutouts and surprising with his batting skills.

The Philadelphia Phillies (75-79, fifth place) went 12-15 in September and fell into fifth place, after spending most of the season hovering around fourth place.



Earl Moore, Phila
19-14, 2.95
226 strikeouts

The Phils were led by strong-armed **Grover Cleveland Alexander** (22-14, 2.43, 208 Ks) and hard-throwing righty **Earl Moore** (19-14, 2.95, 226 Ks, 175 BB). **George Chalmers** (14-12, 2.79) also pitched well, but only started 22 games.

Offensively, 1b #1 (.284, 13 HR, 101 RBI) and power-hitting LF #1 (.290, 21 HR, 90 RBI) carried the load. C **Red Dooin** hit .319, but was lacking on defense and could only play part-time. RF #1 (.319) hit well (.319) and played well on defense, but was injured frequently and missed considerable action.

The Phils defense committed 209 errors, which contributed to 140 unearned runs over the season.

Cincinnati (69-85, sixth place) started the season at 5-2, but quickly fell back and spent the campaign looking up at the rest of the league while outdistancing the hapless Brooklyn Dodgers and Boston Rustlers.

Bulldog pitcher #1 (20-11, 2.57) was the best pitcher for the Reds. **Harry Gaspar** (13-18, 4.00), however, was only average and **Art Fromme** (9-16) struggled behind a porous Reds infield that contributed toward 167 unearned runs. **George Suggs** (9-16, 4.19) also suffered at the hands of the Reds defense.

1b **Dick Hoblitzell** (.293, 14 HR, 105 RBI) and CF **Johnny Bates** (.296, .408 OBP) were the Reds top hitters. Speedy LF **Bob Bescher** (.262, 76 SB) scored 102 runs and RF #1 (.290, 73 RBIs) also contributed. The remainder of the Reds infield, however, failed to hit for any power and, combined with the lack of defensive skills, hurt the Reds throughout the season. Altogether, the Reds committed 223 errors to lead the NL.

Seventh place Brooklyn (57-97) had no expectations winning and the results aligned with the aspirations. Saddled by a poor pitching staff, a leaky defense, and a sub-par offense, the only thing Brooklyn had going for them was Boston, who was even worse.

Brooklyn's best hitter was 2b **John Hummel** (.265, 7 HR, 80 RBI). 1b **Jake Daubert** (.279) and part-time infielder **Dolly Stark** (.323) were the only other Dodger batters of note.

Boston (43-111) was in a class by themselves, saddled with an absolutely horrible pitching staff that surrendered a remarkable 1,172 runs, 230 unearned. The team ERA was 6.21.

The leading winner on the Rustler staff was **Buster Brown** (7-15, 6.74). Boston's most effective pitcher was late season acquisition **Cy Young** (5-4, 2.94), who retired after the 1911 season.

The poster child for ineptitude on the Boston staff was **Orlie Weaver**, obtained early in the season from the Cubs. Weaver was 1-14, 7.56. His only win was a surprising 2-1 win over Cincinnati's Harry Gaspar on Sept. 23, in which the only Reds run was unearned.

RF **Doc Miller** was Boston's primary offensive threat for most of the season, leading the NL with a .343 batting average. Miller had a .390 OBP, a league-leading 211 hits, and drove in 104 runs and played well defensively.

Miller was helped by the mid-season acquisition of **Mike Donlin** from New York. Donlin (.313, 43 RBI in 55 games) combined with Miller and 2b **Bill Sweeney** (.293, .391 OBP, 97 BB) to give the Rustlers some offensive muscle in the second half of what was a very long season for the Bostonians.

Cy Young winner Christy Mathewson, New York

Giants mainstay Christy Mathewson was a hands-down winner for the Cy Young award. Mathewson, with an outstanding 28-7 record, led NL pitchers in virtually every key pitching category, except strikeouts (185, tied for fifth with Cardinals pitcher Bob Harmon).

MVP Frank Schulte, Chicago


Schulte was on track to win a Triple Crown until he hit a September slump. Despite the lackluster finish, Schulte led the NL in home runs (30), RBIs (121), total bases (363) and slugging (.551). He finished second to Boston's Doc Miller in base hits (205), second to Ed Konetchy, St. Louis, in doubles (38), and second to teammate Jimmy Sheckard in runs scored (126).

Boston's Doc Miller finishes strong to win batting crown


Boston RF Doc Miller hit .391 during September to emerge as the 1911 NL batting leader. Miller, along with Schulte, Pittsburgh's Honus Wagner and New York's Larry Doyle, and Chief Meyers, all entered September bunched together in the batting race, but Miller outhit all his competitors to finish with a .343 batting average. He also led the NL in base hits with 211.

Eight pitchers in 20-win circle

Led by New York's **Christy Mathewson**, eight NL pitchers won 20 or more games in the replay. Joining Mathewson in the 20-win club were Pittsburgh's duo of **Babe Adams** and **Lefty Leifield** both whom won 23 games, Mathewson's teammate **Rube Marquard** and Philadelphia's **Grover Cleveland Alexander** each with 22 wins, along with hard-working **Bob Harmon** of St.



Bob Bescher, Cinc
Led NL with 76 stolen bases



Doc Miller, Bos
Led National League with .343
batting average and 211 hits

Louis and Cincinnati's **Bobby Keefe**, both with 20 victories.

Inside the Pennant Race

	<i>Replay Results</i>				<i>Real Life Results</i>			
	<u>W</u>	<u>L</u>	<u>Pct.</u>	<u>GB</u>	<u>W</u>	<u>L</u>	<u>Pct.</u>	<u>GB</u>
New York Giants	106	48	.688	--	99	54	.647	--
Pittsburgh Pirates	95	59	.617	11	85	59	.552	14 1/2
Chicago Cubs	92	62	.597	14	92	62	.597	7 1/2
St. Louis Cardinals	79	75	.513	27	75	74	.503	22
Philadelphia Phillies	75	79	.487	31	79	73	.520	19 1/2
Cincinnati Reds	69	85	.448	37	70	83	.458	29
Brooklyn Dodgers	57	97	.370	49	64	86	.427	33 1/2
Boston Rustlers	43	111	.279	63	44	107	.291	54

<u>East v East</u>	<u>W</u>	<u>L</u>	<u>Pct.</u>	<u>GB</u>	<u>East v West</u>	<u>W</u>	<u>L</u>	<u>Pct.</u>	<u>GB</u>
New York	52	14	.788	-	New York	54	34	.614	-
Philadelphia	36	30	.545	16	Philadelphia	39	49	.443	15
Brooklyn	30	36	.454	22	Boston	29	59	.330	25
Boston	14	52	.212	38	Brooklyn	27	61	.307	27
Total	132	132	.500	-	Total	149	203	.423	-

<u>West v West</u>	<u>W</u>	<u>L</u>	<u>Pct.</u>	<u>GB</u>	<u>West v East</u>	<u>W</u>	<u>L</u>	<u>Pct.</u>	<u>GB</u>
Pittsburgh	40	26	.606	-	Chicago	56	32	.636	-
Chicago	36	30	.545	4	Pittsburgh	55	33	.625	1
St. Louis	31	35	.476	9	St. Louis	48	40	.545	8
Cincinnati	25	41	.379	16	Cincinnati	44	44	.500	12
Total	132	132	.500	-	Total	203	149	.577	-

1911 NL Pennant Race month by month

Standings thru April 30									
<u>April</u>	<u>W</u>	<u>L</u>	<u>Pct.</u>	<u>GB</u>	<u>Cumulative</u>	<u>W</u>	<u>L</u>	<u>Pct.</u>	<u>GB</u>
New York	15	2	.882	-	New York	15	2	.882	-
Pittsburgh	10	7	.588	5	Pittsburgh	10	7	.588	5
St. Louis	9	8	.529	6	St. Louis	9	8	.529	6
Chicago	8	9	.471	7	Chicago	8	9	.471	7
Cincinnati	7	10	.412	8	Cincinnati	7	10	.412	8
Philadelphia	7	10	.412	8	Philadelphia	7	10	.412	8
Brooklyn	6	11	.353	9	Brooklyn	6	11	.353	9
Boston	6	11	.353	9	Boston	6	11	.353	9

Standings thru May 31									
<u>May</u>	<u>W</u>	<u>L</u>	<u>Pct.</u>	<u>GB</u>	<u>Cumulative</u>	<u>W</u>	<u>L</u>	<u>Pct.</u>	<u>GB</u>
Pittsburgh	19	8	.704	-	New York	30	14	.682	-
St. Louis	16	11	.593	3	Pittsburgh	29	15	.629	1
New York	15	12	.556	4	St. Louis	25	19	.568	5
Philadelphia	15	12	.556	4	Chicago	22	22	.500	8
Chicago	14	13	.519	5	Philadelphia	22	22	.500	8
Brooklyn	12	15	.444	7	Brooklyn	18	26	.409	12
Boston	9	18	.333	10	Cincinnati	15	29	.341	15
Cincinnati	8	19	.296	11	Boston	15	29	.341	15

Standings thru June 30

<u>June</u>	<u>W</u>	<u>L</u>	<u>Pct.</u>	<u>GB</u>	<u>Cumulative</u>	<u>W</u>	<u>L</u>	<u>Pct.</u>	<u>GB</u>
Chicago	19	7	.731	-	New York	48	22	.686	-
New York	18	8	.692	1	Pittsburgh	43	27	.614	5
Philadelphia	17	9	.654	2	Chicago	41	29	.586	7
Cincinnati	15	11	.577	4	Philadelphia	39	31	.557	9
Pittsburgh	14	12	.538	5	St. Louis	36	34	.514	12
St. Louis	11	15	.423	8	Cincinnati	30	40	.429	18
Brooklyn	6	20	.231	13	Brooklyn	24	46	.343	24
Boston	4	22	.154	15	Boston	19	51	.271	29

Standings thru July 31

<u>July</u>	<u>W</u>	<u>L</u>	<u>Pct.</u>	<u>GB</u>	<u>Cumulative</u>	<u>W</u>	<u>L</u>	<u>Pct.</u>	<u>GB</u>
New York	22	7	.759	-	New York	70	29	.707	-
Pittsburgh	21	8	.724	1	Pittsburgh	64	35	.646	6
Chicago	16	13	.552	6	Chicago	57	42	.576	13
Brooklyn	15	14	.517	7	Philadelphia	49	50	.495	21
Cincinnati	15	14	.517	7	St. Louis	47	52	.475	23
Philadelphia	11	18	.379	11	Cincinnati	45	54	.455	25
St. Louis	11	18	.379	11	Brooklyn	39	60	.394	31
Boston	5	24	.172	17	Boston	24	75	.242	46

Standings thru August 31

<u>August</u>	<u>W</u>	<u>L</u>	<u>Pct.</u>	<u>GB</u>	<u>Cumulative</u>	<u>W</u>	<u>L</u>	<u>Pct.</u>	<u>GB</u>
New York	19	8	.704	-	New York	89	37	.706	-
Chicago	18	9	.667	1	Pittsburgh	79	47	.627	10
Pittsburgh	15	12	.556	4	Chicago	75	51	.595	14
St. Louis	15	12	.556	4	Philadelphia	62	64	.492	27
Cincinnati	12	15	.444	7	St. Louis	62	64	.492	27
Philadelphia	12	15	.444	7	Cincinnati	57	69	.452	32
Brooklyn	11	16	.407	8	Brooklyn	50	76	.397	39
Boston	6	21	.222	13	Boston	30	96	.238	59

Standings thru October 1 (End of season)

<u>October 1</u>	<u>W</u>	<u>L</u>	<u>Pct.</u>	<u>GB</u>	<u>Final Standings</u>	<u>W</u>	<u>L</u>	<u>Pct.</u>	<u>GB</u>
Chicago	17	11	.607	-	New York	106	48	.688	-
New York	17	11	.607	-	Pittsburgh	95	59	.617	11
St. Louis	17	11	.607	-	Chicago	92	62	.597	14
Pittsburgh	16	12	.571	1	St. Louis	79	75	.513	27
Boston	13	15	.464	4	Philadelphia	75	79	.487	31
Philadelphia	13	15	.464	4	Cincinnati	69	85	.448	37
Cincinnati	12	16	.429	5	Brooklyn	57	97	.370	49
Brooklyn	7	21	.250	10	Boston	43	111	.279	63

Standings down the stretch

<u>Sept. 7 (Labor Day)W</u>	<u>L</u>	<u>Pct.</u>	<u>GB</u>	<u>Sept. 15</u>	<u>W</u>	<u>L</u>	<u>Pct.</u>	<u>GB</u>	
New York	94	38	.712	-	New York	98	39	.715	-
Pittsburgh	82	50	.621	12	Pittsburgh	84	53	.613	14
Chicago	77	55	.583	17	Chicago	80	57	.584	18
Philadelphia	65	67	.492	29	Philadelphia	68	69	.496	30
St. Louis	64	68	.485	30	St. Louis	67	70	.489	31
Cincinnati	61	71	.462	33	Cincinnati	62	78	.453	36
Brooklyn	51	81	.386	43	Brooklyn	52	85	.380	46
Boston	34	98	.258	60	Boston	37	100	.270	61

<u>Sept. 21</u>	<u>W</u>	<u>L</u>	<u>Pct.</u>	<u>GB</u>	<u>Sept. 27</u>	<u>W</u>	<u>L</u>	<u>Pct.</u>	<u>GB</u>
New York	101	42	.706	-	New York	104	46	.693	-
Pittsburgh	89	54	.622	12	Pittsburgh	95	55	.633	9
Chicago	83	60	.580	18	Chicago	88	62	.587	16
Philadelphia	71	72	.497	30	St. Louis	76	74	.507	28
St. Louis	70	73	.490	31	Philadelphia	72	78	.480	32
Cincinnati	64	79	.448	37	Cincinnati	68	82	.453	36
Brooklyn	53	90	.371	48	Brooklyn	54	96	.360	50
Boston	41	102	.287	60	Boston	43	107	.287	61

Giants clinched on Sept. 21

St. Louis moved into first division in final week

Month by Month team records

New York Giants								GA
<u>Month by month</u>	<u>W</u>	<u>L</u>	<u>Pct.</u>	<u>Cumulative</u>	<u>W</u>	<u>L</u>	<u>Pct.</u>	<u>Cumulative</u>
April	15	2	.882	April	14	2	.875	+2
May	15	12	.556	May	30	14	.682	+1
June	18	8	.692	June	48	22	.686	+5
July	22	7	.759	July	70	29	.707	+6
August	19	8	.704	August	89	37	.706	+10
<u>September-Oct.</u>	<u>17</u>	<u>11</u>	<u>.607</u>	September-Oct	106	48	.688	+11
Total	106	48	.688					

Pittsburgh Pirates								
<u>Month by month</u>	<u>W</u>	<u>L</u>	<u>Pct.</u>	<u>Cumulative</u>	<u>W</u>	<u>L</u>	<u>Pct.</u>	<u>Cumulative</u>
April	10	7	.588	April	10	7	.588	-2
May	19	8	.704	May	29	15	.659	-1
June	14	12	.538	June	43	27	.614	-5
July	21	8	.724	July	64	35	.646	-6
August	15	12	.556	August	79	47	.627	-10
<u>September-Oct.</u>	<u>16</u>	<u>12</u>	<u>.571</u>	September-Oct	95	59	.617	-11
Total	95	59	.617					

Chicago Cubs								GB
<u>Month by month</u>	<u>W</u>	<u>L</u>	<u>Pct.</u>	<u>Cumulative</u>	<u>W</u>	<u>L</u>	<u>Pct.</u>	<u>Cumulative</u>
April	8	9	.471	April	8	9	.471	-7
May	14	13	.519	May	22	22	.500	-8
June	19	7	.731	June	41	29	.586	-7
July	16	13	.552	July	57	42	.576	-13
August	18	9	.667	August	75	51	.595	-14
<u>September-Oct.</u>	<u>17</u>	<u>11</u>	<u>.597</u>	September-Oct	92	62	.597	-16
Total	92	62	.597					

St. Louis Cardinals								GB
<u>Month by month</u>	<u>W</u>	<u>L</u>	<u>Pct.</u>	<u>Cumulative</u>	<u>W</u>	<u>L</u>	<u>Pct.</u>	<u>Cumulative</u>
April	9	8	.529	April	9	8	.529	-
May	16	11	.593	May	25	19	.568	-5
June	11	15	.426	June	36	34	.519	-12
July	11	18	.379	July	47	52	.475	-23
August	15	12	.556	August	62	64	.492	-27
<u>September-Oct.</u>	<u>17</u>	<u>11</u>	<u>.607</u>	September-Oct	79	75	.595	-27
Total	79	75	.595					

Philadelphia Phillies								GB
<u>Month by month</u>	<u>W</u>	<u>L</u>	<u>Pct.</u>	<u>Cumulative</u>	<u>W</u>	<u>L</u>	<u>Pct.</u>	<u>Cumulative</u>
April	7	10	.412	April	7	10	.412	-8
May	15	12	.556	May	22	22	.500	-8
June	17	9	.654	June	39	31	.557	-9
July	11	18	.379	July	50	49	.505	-20
August	12	15	.444	August	62	64	.492	-27
<u>September-Oct.</u>	<u>13</u>	<u>15</u>	<u>.464</u>	September-Oct	75	79	.492	-31
Total	75	79	.492					

Cincinnati Reds								GB
<u>Month by month</u>	<u>W</u>	<u>L</u>	<u>Pct.</u>	<u>Cumulative</u>	<u>W</u>	<u>L</u>	<u>Pct.</u>	<u>Cumulative</u>
April	7	10	.412	April	7	10	.412	-8
May	8	19	.296	May	15	29	.341	-15
June	15	11	.577	June	30	40	.429	-18
July	15	14	.517	July	45	54	.455	-25
August	12	15	.444	August	57	69	.452	-32
<u>September-Oct.</u>	<u>12</u>	<u>16</u>	<u>.429</u>	September-Oct	69	85	.448	-36
Total	69	85	.448					

Brooklyn Dodgers								GB
<u>Month by month</u>	<u>W</u>	<u>L</u>	<u>Pct.</u>	<u>Cumulative</u>	<u>W</u>	<u>L</u>	<u>Pct.</u>	<u>Cumulative</u>
April	6	11	.353	April	6	11	.353	-9
May	12	15	.444	May	18	26	.409	-12
June	6	20	.231	June	24	46	.343	-24
July	15	14	.517	July	39	60	.385	-31
August	11	16	.407	August	50	76	.397	-39
<u>September-Oct.</u>	<u>7</u>	<u>21</u>	<u>.250</u>	September-Oct	57	97	.370	-49
Total	57	97	.370					

Boston Rustlers								GB
<u>Month by month</u>	<u>W</u>	<u>L</u>	<u>Pct.</u>	<u>Cumulative</u>	<u>W</u>	<u>L</u>	<u>Pct.</u>	<u>Cumulative</u>
April	6	11	.353	April	6	11	.353	-9
May	9	18	.333	May	15	29	.341	-15
June	4	22	.154	June	19	51	.271	-29
July	5	24	.172	July	24	75	.251	-46
August	6	21	.222	August	30	96	.238	-59
<u>September-Oct.</u>	<u>13</u>	<u>15</u>	<u>.464</u>	September-Oct	43	111	.279	-63
Total	43	111	.279					

Home	<u>W</u>	<u>L</u>	<u>Pct.</u>	Away¹	<u>W</u>	<u>L</u>	<u>Pct.</u>
New York	53	24	.688	New York	53	24	.688
Pittsburgh	47	32	.595	Pittsburgh	52	27	.662
Chicago	41	36	.532	Chicago	51	26	.662
Philadelphia	38	39	.494	St. Louis	42	32	.568
St. Louis	37	43	.463	Cincinnati	37	38	.493
Cincinnati	32	47	.405	Philadelphia	37	40	.481
Brooklyn	23	54	.299	Brooklyn	34	43	.442
Boston	21	56	.273	Boston	22	55	.286

Extra Inning games

	<u>W</u>	<u>L</u>	<u>Pct.</u>
Pittsburgh	8	5	.615
New York	9	6	.600
St. Louis	10	7	.588
Philadelphia	8	9	.471
Boston	6	7	.462
Chicago	6	8	.429
Cincinnati	5	7	.417
Brooklyn	6	9	.400

One-run games

	<u>W</u>	<u>L</u>	<u>Pct.</u>
Pittsburgh	32	24	.571
Philadelphia	28	23	.549
St. Louis	26	22	.542
Brooklyn	22	21	.512
Cincinnati	22	22	.500
Chicago	20	20	.500
New York	25	26	.490
Boston	12	28	.300

1-0 games

	<u>W</u>	<u>L</u>	<u>Pct.</u>
New York	5	2	.714
Chicago	2	1	.667
Brooklyn	3	2	.600
St. Louis	3	2	.600
Pittsburgh	6	7	.462
Philadelphia	3	5	.375
Cincinnati	2	4	.333
Boston	1	2	.333

Longest streaks

	<u>Win</u>	<u>Lose</u>
New York	11	4
Pittsburgh	9	4
Chicago	11	4 (4x)
St. Louis	6	4
Philadelphia	7	7
Cincinnati	8	10
Brooklyn	4 (2x)	9
Boston	3 (3x)	16

Most runs in game	Date	Opponent(s)	Score
New York	June 7	Boston	22-4
Pittsburgh	April 22	Cincinnati	17-6
Chicago	July 4#1	Boston	21-2
St. Louis	Aug 1	Boston	29-6
Philadelphia	May 6	Cincinnati	23-4
Cincinnati	2 x	Boston, Bklyn	16
Brooklyn	May 29	Boston	14-5
Boston	May 12	Chicago	19-11

Longest games

Date	Score	Innings
Aug 16	Brooklyn 3, Cincinnati 2	16
Aug 21	Boston 7, Philadelphia 6	14
July 12	Pittsburgh 8, Boston 7	13
July 31	St. Louis 13, Boston 12	13
Aug 12	Chicago 8, Philadelphia 2	13

¹ Two scheduling errors gave St. Louis three more home games and Pittsburgh three more road games and than should have been scheduled. The scheduling error did have any significant impact on the pennant race.

1911 NL winning, losing streaks; extended winning and losing runs

The New York Giants used a 15-2 run to race to the early lead in the 1911 NL race, and then continued with prolonged surges throughout the season to outdistance runner-up Pittsburgh.

New York enjoyed an 11-game win streak in April, plus two other 8-game winning streaks and a comparatively benign six-game win streak. The longest Giants losing streak was only four in a row, losing three straight to the Cubs June 24-27, and then dropping the opener of a series with Pittsburgh.

The only other team to have a win streak in double figures was Chicago, who won 11 straight in early June.

The hapless Boston Rustlers suffered a 16-game losing streak from May 23-June 7 and, after winning two straight against St. Louis, went into a 10-game losing streak shortly after the first streak ended. Boston went 11-61 from May 23-Aug 14, a miserable .153 winning percentage.

Winning streaks			Losing streaks		
<u>Team</u>	<u>Streak</u>	<u>Dates</u>	<u>Team</u>	<u>Streak</u>	<u>Dates</u>
New York	11	Apr 19-30	Boston	16	May 23-June 7
Chicago	11	June 5-17	Boston	10	June 12-22
Pittsburgh	9	Sept 18-26	Cincinnati	10	July 28-Aug 7
Pittsburgh	8	May 23-31	Brooklyn	9	Apr 24-May 2
New York	8	June 10-20	Brooklyn	8	June 5-14
New York	8	Aug 21-29	Philadelphia	7	July 1-7
Philadelphia	7	May 30-June 3	Boston	7	July 3-8
New York	7	July 16#2-July 22	Boston	7	July 17-22
Chicago	7	Aug 18-25			

Extended winning stretches

Pittsburgh	22-4	July 4-July 29	Cincinnati	7-1	July 1-8
Pittsburgh	19-4	May 23-June 6	New York	7-1	Sept 1-9
New York	18-3	July 10-31	St. Louis	7-2	July 31-Aug 9
New York	17-2	May 31-June 19	Boston	11-61	May 23-Aug 14
New York	15-2	Apr 12-30	Brooklyn	6-22	May 31-June 30
Chicago	15-5	Sept 12-Oct 1	Brooklyn	2-15	May 1-17
New York	14-2	Aug 12-29	Brooklyn	3-14	Aug 2-16
Pittsburgh	14-3	July 14-Aug 3	Brooklyn	3-19	Sept 4-28
Chicago	11-1	June 24-July 7	Cincinnati	3-12	May 15-31#2
Pittsburgh	11-3	June 24-July 10	Philadelphia	2-7	Aug 21-31
Philadelphia	10-1	May 30-June 7	Pittsburgh	2-7	Aug 18-27
Chicago	9-1	Aug 2-12	Cincinnati	2-10	Apr 20-May 2
Brooklyn	9-2	July 11-20	Cincinnati	2-10	Sept 12-23
Cincinnati	8-1	Aug 9-18	Brooklyn	2-15	May 1-17
St. Louis	8-1	Sept 24-Oct 1	Philadelphia	1-9	Sept 18-27#2
Philadelphia	8-2	June 19-30			

Extended losing stretches

Boston	11-61	May 23-Aug 14	Cincinnati	2-10	Sept 12-23
Brooklyn	6-22	May 31-June 30	Brooklyn	2-15	May 1-17
Brooklyn	2-15	May 1-17	Philadelphia	1-9	Sept 18-27#2
Brooklyn	3-14	Aug 2-16	Cincinnati	1-7	July 14-20
Brooklyn	3-19	Sept 4-28	St. Louis	1-7	July 21-29
Cincinnati	3-12	May 15-31#2			
Philadelphia	2-7	Aug 21-31			
Pittsburgh	2-7	Aug 18-27			
Cincinnati	2-10	Apr 20-May			

Longest win streak by team

New York	11	Apr 19-30
Chicago	11	June 5-17
Pittsburgh	9	Sept 18-26
Cincinnati	8	June 19-27
Philadelphia	7	May 30-June 3
St. Louis	6	Sept 24-28
Brooklyn	4	Three different streaks
Boston	3	Two different streaks

Longest losing streak by team

Boston	16	May 23-June 7
Cincinnati	10	July 28-Aug 7
Brooklyn	9	Apr 24-May 2
Philadelphia	7	July 1-7
St. Louis	6	Sept 24-28
New York	4	June 24-29
Chicago	4	Four different streaks
Pittsburgh	4	Two different streaks

1911 National League Batting Leaders

<u>Batting Average (Min 477 PA)</u>			<u>On Base Pct. (Min 477 PA)</u>			<u>Runs Batted In</u>		
1	Doc Miller, Bos	.343	Jimmy Sheckard, Chi	.458	Frank Schulte, Chi	121		
2	Steve Evans, StL	.336	Honus Wagner, Pitt	.410	Steve Evans, StL	115		
3	Honus Wagner, Pitt	.325	Johnny Bates, Cinc	.408	Ed Konetchy, StL	110		
4	Frank Schulte, Chi	.311	Steve Evans, StL	.404	Dick Hoblitzell, Cinc	105		
5	Jimmy Sheckard, Chi	.305	Miller Huggins, StL	.399	Doc Miller, Bos	104		
6	Fred Snodgrass, NY	.305	Fred Snodgrass, NY	.392	H. Zimmerman, Chi	103		
7	Larry Doyle, NY	.301	Bill Sweeney, Bos	.391	Fred Luderus, Phila	101		
8	Chief Meyers, NY	.299	Doc Miller, Bos	.390	Dots Miller, Pitt	91		
9	Johnny Bates, Cinc	.296	Chief Meyers, NY	.382	Sherry Magee, Phila	90		
10	Dick Hoblitzell, Cinc	.293	Frank Schulte, Chi	.382	Red Murray, NY	88		
<u>Base Hits</u>			<u>Doubles</u>			<u>Triples</u>		
1	Doc Miller, Bos	211	Ed Konetchy, StL	41	Honus Wagner, Pitt	24		
2	Frank Schulte, Chi	205	Frank Schulte, Chi	38	Johnny Bates, Cinc	21		
3	Steve Evans, StL	203	Larry Doyle, NY	34	Zack Wheat, Bkn	21		
4	Dick Hoblitzell, Cinc	192	Bob Bescher, Cinc	33	Joe Tinker, Chi	19		
5	Larry Doyle, NY	178	Hans Lobert, Phila	33	Bobby Byrne, Pitt	18		
6	Ed Konetchy, StL	176	Doc Miller, Bos	31	Larry Doyle, NY	18		
7	Jimmy Sheckard, Chi	175	Bill Sweeney, Bos	31	Jim Doyle, Chi	18		
8	Bill Sweeney, Bos	174	Joe Tinker, Chi	30	Red Murray, NY	18		
9	Jake Daubert, Bkn	173	Buck Herzog, Bos-NY	29	Mike Mitchell, Cinc	16		
10	Fred Snodgrass, NY	172	Sherry Magee, Phila	28	Three tied with	15		
	H. Zimmerman, Chi	172	Mike Mitchell, Cinc	28				
<u>Home runs</u>			<u>Runs scored</u>			<u>Bases on balls</u>		
1	Frank Schulte, Chi	30	Jimmy Sheckard, Chi	139	Jimmy Sheckard, Chi	161		
2	Sherry Magee, Phila	21	Frank Schulte, Chi	126	Miller Huggins, StL	120		
3	Larry Doyle, NY	14	Miller Huggins, StL	116	Johnny Bates, Cinc	99		
4	Dick Hoblitzell, Cinc	14	Larry Doyle, NY	106	Bill Sweeney, Bos	97		
5	Fred Luderus, Phila	13	Bill Sweeney, Bos	106	Bob Bescher, Cinc	94		
6	Hans Lobert, Phila	11	Bob Bescher, Cinc	102	Otto Knabe, Phila	78		
7	Fred Merkle, NY	11	Bobby Byrne, Pitt	101	Rube Ellis, StL	77		
8	Max Carey, Pitt	10	Hans Lobert, Phila	97	Frank Schulte, Chi	77		
9	Dots Miller, Pitt	10	Three tied at	95	Al Bridwell, NY-Bos	76		
10	Three tied with	9			Fred Snodgrass, NY	75		
<u>Stolen bases</u>			<u>Caught Stealing</u>			<u>Strikeouts</u>		
1	Bob Bescher, Cinc	76	Bob Bescher, Cinc	31	Bob Bescher, Cinc	103		
2	Fred Snodgrass, NY	67	Josh DeVore, NY	24	Bob Coulson, Bkn	98		
3	Hans Lobert, Phila	66	Larry Doyle, NY	22	Fred Luderus, Phila	94		
4	Red Murray, NY	45	Fred Snodgrass, NY	20	Rube Ellis, StL	87		
5	Larry Doyle, NY	44	Johnny Bates, Cinc	19	Fred Merkle, NY	83		
6	Dick Hoblitzell, Cinc	44	Jake Daubert, Bkn	16	Dode Paskert, Phila	78		
7	Fred Merkle, NY	43	Hans Lobert, Phila	15	Frank Schulte, Chi	78		
8	Buck Herzog, Bos-NY	41	Otto Knabe, Phila	14	Scott Ingerton, Bos	76		
9	Josh DeVore, NY	37	Honus Wagner, Pitt	14	Bert Tooley, Bkn	72		
10	Bill Sweeney, Bos	35	Max Carey, Pitt	13	Max Carey, Pitt	70		
			Solly Hofman, Chi	13				

NL batting leaders, continued

Sacrifice hits

1	Johnny Bates, Cinc	10
2	Jimmy Archer, Chi	9
3	Dick Egan, Cinc	9
4	Eddie Grant, Cinc	9
5	John Hummel, Bkn	9
6	Buck Herzog, Bos-NY	9
7	Al Bridwell, NY-Bos	8
8	Owen Wilson, Pitt	8
9	Rebel Oakes, StL	7
10	Joe Tinker, Chi	7

Sacrifice Flies

Solly Hofman, Chi	13
Doc Miller, Bos	12
H. Zimmerman, Chi	12
Bill Davidson, Bkn	11
Mike Mowrey, StL	10
Ed Konetchy, StL	10
Joe Tinker, Chi	10
Dick Egan, Cinc	9
Fred Merkle, NY	9
Zack Wheat, Bkn	9

At bats

Frank Schulte, Chi	659
Dick Hoblitzell, Cinc	655
Bob Bescher, Cinc	642
Bobby Byrne, Pitt	625
Ed Konetchy, StL	624
Jake Daubert, Bkn	620
Dode Paskert, Phila	619
Doc Miller, Bos	615
Steve Evans, StL	599
Bill Sweeney, Bos	594

Games Appeared

1	Dick Hoblitzell, Cinc	154
2	Ed Konetchy, StL	154
3	Dode Paskert, Phila	154
4	Frank Schulte, Chi	154
5	Bob Bescher, Cinc	153
6	Bobby Byrne, Pitt	153
7	Vern Stephens, Bos	153
8	Rebel Oakes, StL	152
9	Jimmy Sheckard, Chi	152
10	Jake Daubert, Bkn	151
	Hans Lobert, Phila	151

Hit by pitch

Steve Evans, StL	29
Buck Herzog, Bos-NY	25
Art Fletcher, NY	15
Chief Meyers, NY	15
Zack Wheat, Bkn	13
Fred Snodgrass, NY	12
Vic Saier, Chi	11
Bob Coulson, Bkn	10
Art Devlin, NY	9
Owen Wilson, Pitt	9

GIDP

Dick Hoblitzell, Cinc	20
Ed Konetchy, StL	20
Mike Mowrey, StL	20
Dots Miller, Pitt	19
Solly Hofman, Chi	18
Scott Ingerton, Bos	18
Steve Evans, StL	17
Hans Lobert, Phila	17
Fred Luderus, Phila	16
Jim Doyle, Chi	14
H. Zimmerman, Chi	14

Total Bases

1	Frank Schulte, Chi	363
2	Larry Doyle, NYG	290
3	Steve Evans, StL	282
4	Dick Hoblitzell, Cinc	273
5	Doc Miller, Bos	268
6	Ed Konetchy, StL	256
7	H. Zimmerman, Chi	250
8	Fred Luderus, Phila	248
9	Joe Tinker, Chi	245
10	Honus Wagner, Pitt	244

Slugging (Min. 477 PA)

Frank Schulte, Chi	.551
Honus Wagner, Pitt	.493
Larry Doyle, NYG	.491
Sherry Magee, Phila	.489
Steve Evans, StL	.471
Joe Tinker, Chi	.438
Doc Miller, Bos	.436
Johnny Bates, Cinc	.433
Fred Luderus, Phila	.429
Jim Doyle, Chi	.425

Low Batting Average (Min 225 PA)

Bill Bergen, Bkn	.142
Johnny Kling, Chi-Bos	.155
Mike Simon, Pitt	.180
Ed Zimmerman, Bkn	.188
Bert Tooley, Bkn	.190
George Gibson, Pitt	.192
Bill Davidson, Bkn	.200
Jimmy Esmond, Cinc	.203
Jack Bliss, StL	.207
Bill Rariden, Bos	.209

Low OB Pct. (Min 225 PA)

1	Bill Bergen, Bkn	.212
2	Mike Simon, Pitt	.225
3	Bill Davidson, Bkn	.245
4	Johnny Kling, Chi-Bos	.249
5	Ed Zimmerman, Bkn	.256
6	George Gibson, Pitt	.262
7	Bert Tooley, Bkn	.262
8	Jimmy Archer, Chi	.272
9	Al Kaiser, Chi-Bos	.272
10	Bill Rariden, Bos	.273

1911 National League Pitching Leaders

<u>Earned Run Avg (Min. 154 IP)</u>		<u>Wins</u>	<u>Won-Lost Pct. (10 or more dec.)</u>	
1	Christy Mathewson, NY 1.65	Christy Mathewson, NY 28	Christy Mathewson, NY 28-7	.800
2	Red Ames, NY 1.70	Babe Adams, Pitt 23	Doc Crandall, NY 17-5	.773
3	Babe Adams, Pitt 2.02	Bob Harmon, sStL 23	Harry McIntire, Chi 12-4	.750
4	Doc Crandall, NY 2.17	Lefty Leifield, Pitt 23	Lefty Leifield, Pitt 23-9	.719
5	Rube Marquard, NY 2.24	Grover Alexander, Phila 22	Red Ames, NY 17-7	.708
6	Jimmy Newberry, Phila 2.77	Rube Marquard, NY 22	Three-Finger Brown, Chi 17-8	.680
7	Elmer Steele, Pitt-Bkn 2.38	Bobby Keefe, Cinc 20	Rube Marquard, NY 22-11	.667
8	Grover Alexander, Phila 2.43	Slim Sallee, StL 20	Babe Adams, Pitt 23-12	.657
9	Three-Finger Brown, Chi 2.45	Earl Moore, Phila 19	Bobby Keefe, Cinc 20-11	.645
10	Bobby Keefe, Cinc 2.57	Howie Camnitz, Pitt 18	Claude Hendrix, Pitt 9-5	.643
		Bill Steele, StL 18		

<u>Shutouts</u>		<u>Strikeouts</u>	<u>Bases on balls</u>	
1	Christy Mathewson, NY 6	Rube Marquard, NY 266	Bob Harmon, StL 208	
2	Doc Crandall, NY 5	Earl Moore, Phila 226	Earl Moore, Phila 175	
3	Earl Moore, Phila 5	Grover Alexander, Phila 208	Cy Barger, Bkn 129	
4	Babe Adams, Pitt 4	Bob Harmon, StL 185	Nap Rucker, Bkn 128	
5	Howie Camnitz, Pitt 4	Christy Mathewson, NY 185	Grover Alexander, Phila 119	
6	Bob Harmon, StL 4	Nap Rucker, Bkn 171	Rube Marquard, NY 107	
7	Lefty Leifield, Pitt 4	Red Ames, NY 165	Howie Camnitz, Pitt 102	
8	Slim Sallee, StL 4	Babe Adams, Pitt 162	Bill Steele, StL 102	
9	Seven tied with 3	Bill Steele, StL 160	Lefty Leifield, Pitt 100	
10		Three-Finger Brown, Chi 143	Roy Golden, StL 99	

<u>Innings Pitched</u>		<u>Total hits allowed</u>	<u>Total runs allowed</u>	
1	Bob Harmon, StL 361.0	Nap Rucker, Bkn 293	Buster Brown, Bos 194	
2	Grover Alexander, Phila 348.7	Harry Gaspar, Cinc 288	Nap Rucker, Bkn 161	
3	Babe Adams, Pitt 333.7	Buster Brown, Bos 285	Al Mattern, Bos 160	
4	Lefty Leifield, Pitt 319.7	Al Mattern, Bos 278	Lefty Tyler, Bos 157	
5	Christy Mathewson, NY 315.7	Bill Steele, StL 270	Cy Barger, Bkn 156	
6	Nap Rucker, Bkn 310.3	Cy Barger, Bkn 257	Harry Gaspar, Cinc 146	
7	Earl Moore, Phila 308.3	Lefty Leifield, Pitt 255	Orlie Weaver, Chi-Bos 140	
8	Harry Gaspar, Cinc 301.3	Lefty Tyler, Bos 254	Earl Moore, Phila 135	
9	Howie Camnitz, Pitt 289.0	Bob Harmon, StL 247	George Suggs, Cinc 132	
10	Bill Steele, StL 280.0	Babe Adams, Pitt 245	Frank Smith, Cinc 131	

<u>Earned runs allowed</u>		<u>Games Appeared</u>	<u>Games Started</u>	
1	Al Mattern, Bos 141	Bob Harmon, StL 50	Bob Harmon, StL 41	
2	Buster Brown, Bos 137	Grover Alexander, Phila 45	Babe Adams, Pitt 37	
3	Nap Rucker, Bkn 132	Buster Brown, Bos 42	Grover Alexander, Phila 37	
4	Cy Barger, Bkn 131	Three-Finger Brown, Chi 42	Lefty Leifield, Pitt 37	
5	Bob Harmon, StL 128	Christy Mathewson, NY 41	Christy Mathewson, NY 37	
6	Lefty Tyler, Bos 127	Nap Rucker, Bkn 41	Earl Moore, Phila 36	
7	Roy Golden, StL 119	Bill Steele, StL 41	Nap Rucker, Bkn 34	
8	Orlie Weaver, Chi-Bos 114	Babe Adams, Pitt 40	Rube Marquard, NY 33	
9	George Suggs, Cinc 110	Bill Schardt, Bkn 40	Bill Steele, StL 33	
10	Bill Steele, StL 108	Howie Camnitz, Pitt 39	Howie Camnitz, Pitt 32	
		George Chalmers, Phila 39	Harry Gaspar, Cinc 32	

<u>Complete Games</u>		<u>Saves</u>		<u>Home Runs Allowed</u>		
1	Christy Mathewson, NY	29	Three-Finger Brown, Chi	7	Al Mattern, Bos	23
2	Grover Alexander, Phila	28	Bob Harmon, StL	4	Hub Perdue, Bos	23
3	Babe Adams, Pitt	28	George McQuillan, Cinc	4	Nap Rucker, Bkn	17
4	Bob Harmon, StL	27	Big Jeff Pfeffer, Bkn	4	Lefty Leifield, Pitt	13
5	Lefty Leifield, Pitt	24	Doc Crandall, NY	3	Bob Harmon, StL	12
6	Earl Moore, Phila	24	Elmer Steele, Pitt-Bkn	3	Hooks Wiltse, NY	10
7	Rube Marquard, NY	24	George Suggs, Cinc	3	George Chalmers, Phila	9
8	Slim Sallee, StL	22	Fred Toney, Chi	3	George Suggs, Cinc	9
9	Four tied with	20	Ten tied with	2	Lefty Tyler, Bos	9
10					Six tied with	8

<u>Wild pitches</u>		<u>Hit batsmen</u>		<u>Balks</u>		
1	Howie Camnitz, Pitt	8	Lefty Tyler, Bos	13	George Chalmers, Phila	2
2	George Chalmers, Phila	7	King Cole, Chi	12	Lefty Tyler, Bos	2
3	Bill Steele, StL	7	Harry Gaspar, Cinc	12	Four tied with	1
4	Red Ames, NY	5	Bob Harmon, StL	12		
5	Rube Benton, Cinc	5	Earl Moore, Phila	12		
6	Harry McIntire, Chi	5	Howie Camnitz, Pitt	11		
7	Nine tied with	4	Bill Schardt, Bkn	11		
8			Bill Steele, StL	11		
9			Five tied with	10		
10						

<u>Games Lost</u>		<u>Worst W-L Pct. (10 Dec)</u>		<u>W-L</u>	<u>Pct</u>	<u>High ERA (Min 77 IP)</u>	
1	Nap Rucker, Bkn	23	Orlie Weaver, Chi-Bos	1-17	.056	Hank Griffin, Chi-Bos	7.70
2	George Suggs, Cinc	19	Eddie Stack, Phila	2-11	.154	Bill McTigue, Bos	7.51
3	Harry Gaspar, Cinc	18	Al Mattern, Bos	4-15	.211	Lefty Tyler, Bos	7.36
4	Bob Harmon, StL	17	Lefty Tyler, Bos	5-16	.238	Al Mattern, Bos	7.20
5	Orlie Weaver, Chi-Bos	17	Doc Scanlan, Bkn	5-15	.250	Orlie Weaver, Chi-Bos	7.01
6	Cy Barger, Bkn	16	Cliff Curtis, Bos-Chi-Phila	4-10	.286	Frank Smith, Cinc	6.98
7	Art Fromme, Cinc	16	Hub Perdue, Bos	5-12	.294	Buster Brown, Bos	6.74
8	Roy Golden, StL	16	Roy Golden, StL	7-16	.304	Roy Golden, StL	6.17
9	Lefty Tyler, Bos	16	Bill Schardt, Bkn	6-13	.316	Doc Scanlan, Bkn	5.84
10	Three tied with	15	Buster Brown, Bos	7-15	.318	Cliff Curtis, Bos-Chi-Phila	5.69

<u>Unearned runs allowed</u>		
1	Buster Brown, Bos	57
2	Elmer Steele, Pitt-Bkn	56
3	Harry Gaspar, Cinc	43
4	Roy Golden, StL	37
5	Earl Moore, Phila	34
6	Grover Alexander, Phila	33
7	Lefty Leifield, Pitt	31
8	Frank Smith, Cinc	31
9	Lefty Tyler, Bos	30
10	King Cole, Chi	29
	Nap Rucker, Bkn	29

**NL Fielding
Errors by Position**

*Regular players and players who logged significant time at a listed position.
Errors shown committed only at listed position. Italics indicate estimated games at a position.*

Catcher	G	E
Chief Meyers, NY	121	7
Jimmy Archer, Chi	99	8
Mike Simon, Pitt	63	10
Tex Erwin, Bkn	77	11
Bill Bergen, Bkn	76	11
Roger Bresnahan, StL	76	12
Tommy Clarke, Cinc	59	14
Geroge Gibson, Pitt	95	17
Johnny Kling, Chi-Bos	96	19
Jack Bliss, StL	89	21
Larry McLean, Cin	92	26
Red Dooin, Phila	85	24

First base	G	E
Ed Konetchy, StL	154	4
Vic Saier, Chi	<i>70</i>	4
Fred Merkle, NY	146	5
Fred Tenney, Bos	113	5
Newt Hunter, Pitt	79	8
Bill McKechnie, Pitt	<i>70</i>	11
Fred Luderus, Phila	150	15
Dick Hoblitzell, Cinc	154	16
Jake Daubert, Bkn	151	18

Second base	G	E
Heinie Zimmerman, Chi	<i>100</i>	8
Johnny Evers, Chi	53	9
John Hummel, Bkn	138	10
Miller Huggins, StL	140	13
Dots Miller, Pitt	138	19
Dick Egan, Cinc	147	23
Larry Doyle, NY	141	26
Bill Sweeney, Bos	146	28
Otto Knabe, Phila	138	34

Shortstop	G	E
Jimmy Esmond, Cinc	<i>45</i>	16
Joe Tinker, Chi	143	22
Tom Downey, Cinc	109	23
Honus Wagner, Pitt	<i>115</i>	25
Al Bridwell, NY-Bos	125	27
Buck Herzog, Bos-NY	138	32
Bert Tooley, Bkn	113	34
Stub Hauser, StL	130	34
Mickey Doolan, Phila	146	34

Third base	G	E
Scotty Ingerton, Bos	75	8
Art Fletcher, NY	101	11
Eddie Grant, Cinc	125	19
Mike Mowrey, StL	136	24
Hans Lobert, Phila	151	27
Bobby Byrne, Pitt	153	32
Eddie Zimmerman, Bkn	131	32
Jim Doyle, Chi	137	33

Left field	G	E
Jimmy Sheckard, Chi	152	3
Max Carey, Pitt	<i>50</i>	5
Zack Wheat, Bkn	142	7
Josh Devore, NY	138	9
Sherry Magee, Phila	128	9
Bob Bescher, Cinc	153	11
Fred Clarke, Pitt	105	12
Rube Ellis, StL	148	13
Al Kaiser, Chi-Bos	82	13

Center field	G	E
Max Carey, Pitt	<i>70</i>	4
Mike Donlin, NY-Bos	63	9
Solly Hofman, Chi	<i>120</i>	9
Bill Davidson, Bkn	95	10
Rebel Oakes, StL	152	11
Tommy Leach, Pitt	<i>70</i>	11
Dode Paskert, Phila	154	13
Fred Snodgrass, NY	147	15
Johnny Bates, Cinc	141	16

Right field	G	E
Owen Wilson, Pitt	145	3
Jimmy Walsh, Phila	<i>55</i>	5
John Titus, Phila	84	5
Red Murray, NY	140	5
Doc Miller, Bos	150	7
Mike Mitchell, Cinc	129	9
Bob Coulson, Bkn	150	12
Steve Evans, StL	153	13
Frank Schulte, Chi	154	18

**1911 National League
Team Totals**

<u>Player</u>	<u>Avg</u>	<u>OBP</u>	<u>G</u>	<u>AB</u>	<u>R</u>	<u>H</u>	<u>2B</u>	<u>3B</u>	<u>HR</u>	<u>RBI</u>	<u>BB</u>	<u>K</u>	<u>SB-CS</u>	<u>SH</u>	<u>SF</u>	<u>HB</u>	<u>DP</u>	<u>E</u>
New York	.272	.347	154	5223	817	1420	230	101	62	724	550	557	290-104	32	56	77	76	155
Chicago	.270	.342	154	5373	812	1452	222	101	77	764	578	603	180-83	52	66	44	106	158
St. Louis	.265	.342	154	5292	778	1400	184	94	37	697	581	695	125-55	32	51	67	123	179
Philadelphia	.257	.316	154	5302	679	1360	203	36	69	619	456	666	138-70	45	48	28	118	209
Boston	.256	.327	154	5352	688	1368	235	61	44	627	563	685	133-67	65	62	39	101	218
Cincinnati	.251	.327	154	5309	688	1332	162	15	38	631	593	706	229- 104	65	46	29	86	223
Pittsburgh	.251	.319	154	5253	692	1317	163	100	65	644	501	673	185-69	46	45	50	99	196
Brooklyn	.224	.281	154	5172	525	1159	144	91	29	479	382	745	159-79	55	49	43	88	215
<i>NL Average</i>	<i>.256</i>	<i>.325</i>	<i>154</i>	<i>5285</i>	<i>710</i>	<i>1351</i>	<i>193</i>	<i>86</i>	<i>53</i>	<i>648</i>	<i>526</i>	<i>666</i>	<i>180-79</i>	<i>49</i>	<i>53</i>	<i>41</i>	<i>100</i>	<i>194</i>

<u>Team</u>	<u>W-L</u>	<u>ERA</u>	<u>Apr</u>	<u>GS</u>	<u>CG</u>	<u>Sh</u>	<u>Sv</u>	<u>IP</u>	<u>H</u>	<u>R-ER</u>	<u>HR</u>	<u>BB</u>	<u>SO</u>	<u>HB</u>	<u>WP</u>
New York	106-48	2.47	210	154	99	18	4	1397.3	1099	460-384	33	381	913	33	16
Pittsburgh	95-59	2.84	219	154	92	18	8	1391.7	1192	578-439	38	472	620	42	21
Chicago	92-62	3.35	223	154	84	7	10	1391.7	1253	610-518	32	516	623	47	17
Philadelphia	75-79	3.56	225	154	83	12	8	1371.3	1253	683-543	49	605	805	40	26
St. Louis	79-75	3.90	240	154	76	12	14	1373.0	1340	732-595	45	626	660	41	14
Cincinnati	69-85	3.90	229	154	82	8	12	1362.3	1345	757-590	45	515	609	58	18
Brooklyn	57-97	4.29	223	154	71	8	8	1367.3	1446	786-652	47	614	607	48	13
Boston	43- 111	6.21	303	154	43	7	6	1364.7	1912	1172-942	89	571	683	59	22
<i>NL Average</i>	<i>77-77</i>	<i>3.81</i>	<i>234</i>	<i>154</i>	<i>79</i>	<i>11</i>	<i>9</i>	<i>1377.3</i>	<i>1355</i>	<i>722-583</i>	<i>47</i>	<i>538</i>	<i>690</i>	<i>46</i>	<i>18</i>

Balks Philadelphia 4, Boston 2, Pittsburgh, Cincinnati 1 each.

The pennant winning New York Giants led the league in most meaningful team statistics, topping the NL in batting average, runs scored, on-base percentage, earned run average and fewest errors. The only high profile stat the Giants failed to capture was home runs, with Chicago, behind Frank Schulte's 30 home runs, leading in round-trippers.

The **Giants pitching staff's ERA of 2.47 was almost a half-run better than the second place Pirates**. New York and Pittsburgh both recorded 18 shutouts.

Using an offense revolving around speed on the basepaths, **New York stole an astounding 290 bases**, led by CF Fred Snodgrass with 67 SB, followed by Red Murray (45), Larry Doyle (44), and Fred Merkle (43). Another benchmark that reflected the Giants speed was their 101 triples, tying them with runner-up Pittsburgh for the most three-baggers in the league.

Giants basestealers were thrown out 104 times, tied for the most in the league with speed-dependent Cincinnati, whose leadoff man, Bob Bescher, stole 76 bases.

Last place **Boston's pitchers allowed a remarkable 1,172 runs**, including 230 unearned runs. Boston led the league in home runs allowed with 89.

The Rustlers' high number of unearned runs reflected on their shabby defense, which ranked seventh in the league. Only Cincinnati, with an infield that committed 188 errors, was worse on defense. The Reds totaled 223 total team errors, resulting in 167 unearned runs and a sixth-place finish.

Also noteworthy was Brooklyn's ineptitude at the plate. **The Dodgers only hit .224 as a team and their team OBP was only .281, both figures far below the league average**. The Dodgers were the only team to score less than 600 runs and were shut out 12 times.

1911 New York Giants
106-48, .688, +11 games, first place

Player	Avg	OB	G	AB	R	H	2B	3B	HR	RBI	BB	K	SB-CS	Sac	SF	HBP	DP	E
Chief Meyers, c	.299	.382	121	425	54	127	19	11	2	71	45	31	1-1	1	5	15	12	7
Dutch Wilson, c	.313	.381	44	99	18	31	6	1	4	29	11	6	1-2	2	2	1	2	6
Fred Merkle, 1b	.243	.311	146	564	82	137	26	7	11	83	56	83	43-9	3	9	4	5	5
Larry Doyle, 2b	.301	.373	141	591	106	178	34	18	14	87	69	52	44-22	6	4	1	4	26
Buck Herzog, ss-a	.277	.362	60	235	42	65	14	6	5	36	23	17	12-1	2	1	9	1	13
Art Fletcher, 3b	.299	.374	101	355	71	106	21	7	2	49	30	23	15-6	1	4	15	4	23
Josh Devore, lf	.285	.362	138	554	86	158	19	12	7	54	66	69	37-24	2	2	2	4	9
Fred Snodgrass, cf	.304	.392	147	566	89	172	26	9	0	69	75	45	67-20	2	7	12	6	15
Red Murray, rf	.260	.309	140	546	75	142	24	18	5	88	38	65	45-7	1	3	2	12	5
Hank Gowdy, 1b-t	.429	.429	3	7	2	3	0	0	0	1	0	0	0-0	0	0	0	0	0
Grover Hartley, c	.400	.455	7	20	5	8	4	0	1	4	1	2	0-0	0	0	1	1	1
Mike Donlin, cf-t	.333	.333	8	12	4	4	1	0	0	1	0	1	0-0	0	0	0	0	0
Beals Becker, of	.283	.335	76	205	36	58	11	3	4	33	17	23	6-3	1	2	0	4	3
Art Devlin, 3b	.270	.382	87	278	51	75	14	2	3	39	45	23	14-5	3	6	9	4	18
Al Bridwell, ss-t	.246	.361	64	208	33	51	5	0	0	25	39	11	4-3	5	4	1	3	12
Gene Paulette, 1b	.241	.258	16	29	5	7	0	1	0	4	1	2	0-0	0	1	0	1	1
George Burns, of	.167	.167	5	18	3	3	0	0	0	0	0	5	0-0	0	0	0	0	0
George Schlei, c	.000	.000	2	2	0	0	0	0	0	0	0	1	0-0	0	0	0	0	0
Pitchers	.187	.242	154	509	55	95	6	6	4	51	34	98	1-1	3	6	5	13	11
Team	.272	.347	.390	154	5223	817	1420	230	101	724	550	557	290-104	32	56	77	76	155

PB Meyers 7, Wilson 1

OF assists Murray 9, Snodgrass 6, Devore 5, Becker 2

Pitcher HR Marquard 3, Mathewson 1

Player	W-L	ERA	G	GS	CG	Sh	Sv	IP	H	R-ER	HR	BB	SO	HB	WP
Chr. Mathewson	28-7	1.65	41	37	29	6	1	315.7	199	70-58	8	30	185	5	1
Rube Marquard	22-11	2.24	38	33	24	3	0	301.3	199	81-75	6	107	266	6	3
Doc Crandall	17-5	2.17	37	15	13	5	3	178.3	120	49-43	5	40	86	3	4
Red Ames	17-7	1.70	28	23	18	3	0	211.3	142	50-40	1	58	165	7	5
Hooks Wiltse	12-7	3.55	27	24	9	1	0	208.0	198	94-82	10	64	120	6	0
Bugs Raymond	6-7	3.31	17	9	4	0	0	89.7	105	46-33	2	35	49	2	1
Bert Maxwell	3-0	2.63	4	3	2	0	0	27.3	30	11-8	0	10	7	1	1
Louis Drucke	1-4	6.86	15	10	0	0	0	59.0	99	59-45	1	34	34	3	1
Charlie Faust	0-0	0.00	2	0	0	0	0	5.0	5	0-0	0	0	1	0	0
Dick Rudolph	0-0	0.00	1	0	0	0	0	1.7	2	0-0	0	3	0	0	0
Team	106-48	2.47	210	154	99	18	4	1397.3	1099	460-384	33	381	913	33	16

Balk none

1911 Pittsburgh Pirates
95-59, .617, -11 games, second place

Player	Avg	OBP	G	AB	R	H	2b	3b	HR	RBI	BB	K	SB-CS	Sac	SF	HBP	DP	E
George Gibson, c	.192	.262	95	313	28	6	6	2	2	26	30	29	0-0	5	3	1	9	17
Bill McKechnie, 1b	.230	.303	94	331	34	76	4	6	3	43	33	22	11-5	3	5	4	6	14
Dots Miller, 2b	.254	.304	138	524	56	133	12	4	10	91	34	50	22-3	2	5	6	19	19
Honus Wagner, ss	.325	.410	132	495	82	161	17	24	6	84	68	47	23-14	1	4	6	5	26
Bobby Byrne, 3b	.234	.316	153	625	101	146	23	18	3	49	70	59	15-3	5	3	7	11	32
Fred Clarke, lf	.309	.378	105	391	65	121	16	10	5	48	46	33	21-5	1	5	0	7	12
Max Carey, cf	.251	.320	126	438	68	110	12	6	10	67	43	70	28-13	4	4	3	8	9
Owen Wilson, rf	.263	.325	145	521	60	137	27	9	9	69	42	59	15-8	8	6	9	5	3
Vin Campbell, of	.305	.356	42	82	9	25	3	1	0	15	7	7	4-3	0	1	0	3	1
Tommy Leach, of	.269	.347	105	401	69	108	15	7	8	51	47	51	32-4	4	1	1	9	11
Alex McCarthy, ss	.244	.319	37	123	20	30	2	1	1	9	13	13	1-1	1	1	1	3	8
John Flynn, 1b	.241	.339	37	54	8	13	0	0	0	8	8	12	0-0	1	0	0	3	2
Newt Hunter, 1b	.227	.311	79	238	28	54	8	9	1	22	30	66	12-9	2	2	0	0	8
Mike Simon, c	.180	.225	63	211	13	38	3	0	1	23	11	25	0-0	3	3	2	2	10
Billy Kelly, c	.176	.263	5	17	2	3	1	1	0	3	2	5	0-0	0	0	0	1	2
Pitchers	.209	.249	154	489	49	102	14	2	6	36	17	125	1-1	6	2	10	8	22
Team	.251	.319	154	5253	692	1314	163	100	65	644	501	673	185-69	69	46	45	50	196

PB Gibson 11, Simon 10, Kelly 1

OF assists O. Wilson 18, Byrne 4, Carey 4

Pitcher HR Hendrix 3, Adams, Gardner, O'Toole 1 each.

Player	W-L	ERA	G	GS	CG	Sh	Sv	IP	H	R-ER	HR	BB	SO	HB	WP
Lefty Leifield	23-9	2.70	38	37	24	4	0	319.7	255	127-96	13	100	101	10	1
Babe Adams	23-12	2.02	40	37	28	4	2	333.7	245	95-75	6	94	162	10	1
Howie Camnitz	18-14	2.76	39	32	18	4	1	280.0	218	108-86	6	102	130	11	8
Elmer Steele-t	11-6	2.33	24	16	12	3	2	147.0	113	45-38	4	45	44	5	0
Jack Ferry	6-8	2.34	24	8	4	2	1	100.0	86	50-26	1	33	47	1	4
Marty O'Toole	2-2	4.81	5	5	1	0	0	33.7	37	24-18	1	24	28	0	3
Harry Gardner	1-1	5.81	8	3	0	0	0	21.7	45	28-14	0	7	12	0	0
Judge Nagle	1-2	3.42	7	2	1	1	0	26.3	21	13-10	2	6	18	2	0
Kirby White	1-0	6.35	3	1	0	0	1	5.7	8	4-4	0	3	5	0	0
Hank Robinson	0-0	0.00	0	0	0	0	0	4.7	7	1-0	0	4	2	0	0
Deacon Phillippe	0-0	21.00	4	0	0	0	0	6.0	20	14-14	1	0	4	0	0
Team	95-59	2.84	219	154	92	18	8	1391.7	1192	578-439	38	472	620	42	21

Balk Hendrix

1911 Chicago Cubs
92-62, .597, -14 games, third place

Player	Avg	OBP	G	AB	R	H	2b	3b	HR	RBI	BB	K	SB-CS	Sac	SF	HBP	DP	E
Jimmy Archer, c	.233	.272	99	352	37	82	14	2	3	43	16	56	0-0	9	3	1	7	8
Vic Saier, 1b	.239	.332	84	238	38	57	10	1	2	28	24	33	12-4	4	4	11	5	4
H. Zimmrman, 2b	.290	.331	142	593	80	172	21	15	9	103	40	54	34-10	1	12	2	14	12
Joe Tinker, ss	.289	.315	143	560	74	162	30	19	5	83	26	30	28-12	7	10	0	12	22
Jim Doyle, 3b	.282	.339	137	525	77	148	21	18	6	82	46	44	13-8	1	5	2	14	33
Jimmy Sheckard, lf	.305	.458	152	573	139	175	23	14	3	64	161	63	30-10	3	3	3	2	3
Solly Hofman, cf	.257	.322	144	576	76	148	24	1	7	87	55	56	23-13	3	13	6	18	9
Frank Schulte, rf	.311	.382	t154	659	126	205	38	15	30	121	77	78	23-11	2	5	2	10	18

Pch Graham, c-a	.368	.463	24	68	7	25	2	0	1	12	13	9	0-1	2	1	0	2	5
Lefty Good, of-a	.342	.386	54	155	25	53	11	3	2	24	9	18	3-5	1	0	2	4	5
K. Bransfield, ph-a	.333	.333	11	9	2	3	0	1	0	0	0	2	1-0	0	0	0	0	0
Al Kaiser, of-t	.256	.326	19	39	6	10	2	0	1	6	4	5	0-0	0	0	0	0	2
Tom Needham, c	.250	.328	21	52	6	13	4	0	0	5	5	9	0-0	0	0	1	2	2
Frank Chance 1b	.247	.387	40	85	20	21	4	2	3	19	16	16	4-0	1	1	4	1	1
Dave Shean, if	.221	.289	50	140	12	31	1	0	1	18	12	24	2-6	1	4	3	1	11
Johnny Evers, 2b	.205	.324	53	156	27	32	5	6	0	21	27	10	7-2	4	1	1	3	9
Johnny Kling, c-t	.189	.284	27	90	8	17	1	0	0	4	12	10	0-0	1	0	0	2	3
Bill Collins, of-a	.100	.100	5	10	0	1	0	0	0	0	0	4	0-0	0	0	0	0	0
Pitchers	.197	.252	154	493	52	97	11	4	4	44	32	82	0-1	12	4	6	9	11
Team	.270	.342	154	5373	812	1452	222	101	77	764	579	603	180-83	52	66	44	106	158

PB Archer 3, Needham 2, Graham 2, Kling 2

OF assists Schulte18, Sheckard 7, Hofman 3, Good 1

Pitcher HR King Cole 2, Harry McIntire 2

Player	W-L	ERA	G	GS	CG	Sh	Sv	IP	H	R-ER	HR	BB	SO	HB	WP
Mordec. Brown	17-8	2.45	42	25	20	2	7	245.7	204	79-67	6	66	143	7	1
King Cole	16-10	2.76	32	28	15	0	0	261.0	214	109-80	3	94	130	12	4
Lew Richie	15-11	3.19	31	29	20	2	0	239.7	172	98-85	7	88	71	6	1
Ed Reulbach	14-13	3.78	31	29	17	0	0	238.0	227	109-100	5	96	93	4	2
Harry McIntire	12-4	3.85	23	17	6	0	0	149.7	163	75-64	5	48	62	5	5
Fred Toney	6-2	2.47	18	4	2	0	3	62.0	42	21-17	2	28	37	3	0
Charlie Smith	4-1	1.47	6	5	3	3	0	43.0	26	9-7	0	10	10	1	0
Reggie Richter	4-5	3.84	18	5	1	0	0	58.7	66	30-25	1	31	30	5	1
Cy Slapnicka	2-0	1.38	2	2	0	0	0	15.0	12	4-2	0	5	3	0	0
Cliff Curtis-a, t	1-0	5.82	4	1	0	0	0	17.0	26	11-11	1	8	10	0	1
Jack Pfiester	1-3	7.81	6	5	0	0	0	27.7	41	26-24	0	18	19	3	0
Hank Griffin-t	0-1	22.86	1	1	0	0	0	4.3	11	11-11	1	2	0	1	0
Jack Rowan-a	0-1	27.07	3	0	0	0	0	1.3	7	4-4	0	2	0	0	0
Orlie Weaver-t	0-3	6.99	6	3	0	0	0	28.7	42	24-21	1	20	15	0	2
Team	92-62	3.35	223	154	84	7	10	1391.7	1253	610-518	32	516	623	47	17

Balk none

1911 St. Louis Cardinals

79-75, .513, -27 games,

Player	Avg	OBP	G	AB	R	H	2b	3b	HR	RBI	BB	K	SB-CS	Sac	SF	HBP	DP	E
Jack Bliss, c	.207	.327	89	300	39	62	12	6	2	32	53	27	2-0	0	1	1	8	21
Ed Konetchy, 1b	.282	.343	154	624	93	176	41	9	7	110	57	67	20-8	0	10	6	20	4
Miller Huggins, 2b	.260	.399	140	531	116	138	18	5	3	54	120	69	30-11	2	4	1	10	13
Stub Hauser, ss	.275	.322	130	476	63	131	8	7	1	47	31	48	17-2	6	3	3	4	34
Mike Mowrey, 3b	.279	.353	136	498	67	139	22	13	1	70	55	50	7-5	3	10	7	20	24
Rube Ellis, lf	.249	.337	148	574	95	143	20	7	2	57	77	87	7-10	3	1	0	9	13
Rebel Oakes, cf	.257	.301	152	564	58	145	8	6	0	63	33	68	16-8	7	6	5	13	11
Steve Evans, rf	.339	.404	153	599	93	203	27	14	8	115	41	48	16-10	1	6	29	17	13
Otto McIvor, of	.314	.388	46	70	11	22	3	0	2	11	8	19	0-0	2	1	1	1	2
Rog. Bresnahan, c	.288	.405	76	243	46	70	8	9	5	42	44	30	1-0	0	0	4	2	12
Denny Wilie, of	.286	.369	18	56	9	16	2	3	0	6	6	11	3-0	0	1	2	3	0
Ivy Wingo c	.254	.286	22	59	9	15	1	1	0	5	3	5	0-0	0	1	0	1	4
Wally Smith, if	.253	.305	63	190	24	48	5	7	4	38	14	28	3-0	0	4	2	3	6
Jim Clark, of	.227	.261	10	22	2	5	0	1	0	0	1	5	0-0	0	0	0	1	1
Lee Magee, if	.226	.309	43	84	12	19	1	2	0	8	10	8	3-1	0	0	0	0	0
Pitchers	.169	.226	154	402	41	68	8	4	2	39	28	125	0-0	8	6	3	11	21
Team	.265	.342	154	5292	778	1400	184	94	36	697	581	695	125-55	32	51	67	123	179

PB Bresnahan 5, Bliss 4, Wingo 1

OF assists Evans 10, Ellis 10, Oakes 9, Wilie 1.

Pitcher HR Bill Steele 2

Player	W-L	ERA	G	GS	CG	Sh	Sv	IP	H	R-ER	HR	BB	SO	HB	WP
Bob Harmon	23-17	3.19	50	41	27	4	4	361.0	247	151-128	12	208	185	12	1
Slim Sallee	20-12	2.62	35	30	22	4	2	257.7	233	90-75	8	75	83	7	0
Bill Steele	18-13	3.50	41	33	17	3	1	278.0	270	135-108	3	102	160	11	7
Roy Golden	7-16	6.17	30	24	5	1	0	173.7	241	156-119	7	99	97	2	4
Rube Geyer	5-9	3.72	29	11	3	0	2	130.7	141	72-54	8	41	44	4	1
Gene Dale	2-1	5.27	4	2	0	0	0	13.7	15	11-8	1	7	6	0	0
Gene Woodburn	2-3	7.93	11	6	1	0	2	47.7	62	45-42	1	37	43	0	1
Jack McAdams	1-0	0.00	2	0	0	0	0	1.7	2	0-0	0	2	1	0	0
Ed Zmith	1-0	6.48	4	0	0	0	0	8.3	7	7-6	1	6	3	1	0
George Zackert	0-0	9.00	2	0	0	0	0	4.0	6	5-4	0	3	3	0	0
Gvr Lowermilk	0-1	5.90	12	2	0	0	1	29.0	36	21-19	2	17	14	0	0
Joe Willis-a	0-1	12.91	2	2	0	0	0	7.7	17	11-11	0	3	3	0	0
Lou Lowdermilk	0-2	3.15	18	3	1	0	2	60.0	63	28-21	2	26	19	4	0
Team	79-75	3.90	240	154	76	12	14	1373.0	1340	732-595	45	626	660	41	14

Balk none

1911 Philadelphia Phillies
75-79, .487, -31 games

Player	Avg	OBP	G	AB	R	H	2b	3b	HR	RBI	BB	K	SB-CS	Sac	SF	HBP	DP	E
Red Dooin, c	.319	.354	85	276	23	88	16	0	0	34	15	16	1-3	4	2	1	8	24
Fred Luderus, 1b	.284	.327	150	578	78	164	23	11	13	101	38	94	1-5	5	5	2	16	15
Otto Knabe, 2b	.224	.317	138	568	74	127	18	4	0	37	78	66	16-14	1	2	1	6	34
Mickey Doolan, ss	.230	.294	146	517	55	119	23	3	0	42	47	67	14-5	6	6	2	11	34
Hans Lobert, 3b	.273	.344	151	578	97	158	33	5	11	69	60	39	66-15	5	3	4	17	27
Sherry Magee, lf	.290	.335	128	497	74	144	28	4	21	90	34	49	16-7	1	5	2	12	9
Dode Paskert, cf	.241	.326	154	619	88	149	12	1	4	59	72	78	21-11	4	0	6	11	13
John Titus, rf	.319	.381	84	257	38	82	18	0	8	39	26	33	0-1	2	5	3	9	5
Bunny Madden, c	.307	.354	29	88	9	27	0	0	0	14	6	17	0-0	2	1	1	2	3
Jimmy Walsh, if-of	.298	.350	94	336	43	100	13	3	2	37	26	27	1-6	6	7	5	8	9
Fred Beck-a, of	.266	.297	51	173	21	46	2	0	6	22	8	25	2-3	0	3	1	1	5
Pat Moran, c	.242	.266	43	120	10	29	5	0	0	11	5	13	0-0	2	3	0	3	8
Hry Welchonce, of	.230	.294	34	64	6	15	2	0	1	12	10	4	0-0	0	4	0	2	3
Dick Cotter, c	.210	.293	33	81	8	17	0	0	0	4	10	8	0-0	2	1	0	4	2
Ktty Bransfield, 1b	.196	.229	28	46	2	9	1	1	0	9	2	8	0-0	0	0	0	0	0
Pitchers	.171	.200	154	504	54	86	9	4	3	39	19	122	0-0	5	1	0	8	18
Team	.257	.316	154	5302	679	1360	203	36	69	619	456	666	138-70	45	48	28	118	209

PB Dooin 5, Madden 5, Moran 2, Cotter 1

OF assists Paskert 10, Magee 6, Walsh 6, Titus 3, Beck 3

Pitcher HR Fred Beebe 3

Player	W-L	ERA	G	GS	CG	Sh	Sv	IP	H	R-ER	HR	BB	SO	HB	WP
G.C. Alexander	22-14	2.43	45	37	28	2	2	348.7	231	127-94	7	119	208	10	2
Earl Moore	19-14	2.95	38	36	24	5	0	308.3	231	135-101	5	175	226	12	4
Geo. Chalmers	14-12	2.79	39	22	15	1	2	228.7	192	89-71	9	98	115	4	7
Bill Burns-a	6-8	2.76	21	13	8	1	2	111.0	113	50-34	6	28	75	3	1
Brt Humphries-t	3-2	3.23	11	5	1	1	0	55.7	50	29-20	3	16	18	1	2
Jack Rowan-t	2-3	6.67	12	6	0	0	0	54.0	75	43-40	4	31	27	1	3
Fred Beebe	2-6	7.21	10	9	2	1	0	68.7	97	60-55	6	40	40	2	3
Eddie Stack	2-11	5.15	19	10	3	0	0	85.7	111	52-49	3	33	38	2	1
Bert Hall	1-0	9.45	5	2	0	0	1	13.3	19	16-14	0	13	10	0	0
Ad Brennan	1-2	3.46	5	3	1	0	0	26.0	35	18-10	1	10	17	0	0
Bob Ewing	1-2	8.25	8	3	0	0	1	24.0	37	23-22	3	9	13	1	1
Cliff Curtis-a	1-3	6.29	7	5	1	1	0	24.3	32	22-17	1	16	8	3	1
Team	75-79	3.56	225	154	83	12	8	1371.3	1253	683-543	49	605	805	40	26

Balks Chalmers 2, Alexander 1, Ewing 1

1911 Cincinnati Reds
69-85, .448, -37 games, sixth place

Player	Avg	OBP	G	AB	R	H	2b	3b	HR	RBI	BB	K	SB-CS	Sac	SF	HBP	DP	E
Larry McLean, c	.269	.333	92	316	25	85	7	2	1	35	29	20	0-0	4	1	2	6	26
Dick Hoblitzell, 1b	.293	.336	t154	655	95	192	13	13	14	105	38	62	44-6	4	6	7	t20	16
Dick Egan, 2b	.222	.290	147	536	58	119	10	5	1	62	53	64	27-11	9	9	2	8	23
Tom Downey, ss	.225	.323	109	386	60	87	20	10	2	50	56	27	17-3	6	3	1	7	26
Eddie Grant, 3b	.213	.304	125	413	46	88	14	3	1	53	55	48	21-7	9	3	0	4	19
Bob Bescher, lf	.262	.355	153	642	102	168	33	9	3	44	94	103	76-31	2	2	0	2	11
Johnny Bates, cf	.296	.408	141	527	93	156	15	21	5	61	99	60	17-19	10	3	3	6	16
Mike Mitchell, rf	.290	.349	129	507	59	147	28	16	2	73	49	63	17-12	3	7	1	9	9
Mike Balenti, if	.364	.364	5	11	0	4	1	0	0	1	0	0	1-0	0	0	0	0	1
Fred Beck-t, of	.341	.357	40	91	13	31	1	3	3	14	3	15	0-1	0	3	1	1	1
Hank Severeid,c	.289	.385	15	45	2	13	2	1	0	9	6	5	0-0	0	0	1	1	2
Mike Almeida, if	.284	.343	41	95	9	27	2	0	1	14	6	9	0-5	0	1	3	2	5
Arm. Marsans, of	.252	.360	65	135	26	34	0	1	1	12	17	19	4-5	0	2	7	1	0
Tommy Clarke, c	.249	.333	59	185	27	46	6	5	3	30	24	24	0-0	5	1	0	0	14
Jimmy Esmond, if	.203	.278	66	207	21	42	3	7	1	27	21	37	4-2	2	1	1	6	20
Dave Altizer, if	.159	.229	28	76	10	12	1	2	0	6	7	12	0-1	0	0	0	1	9
Pitchers	.168	.324	154	482	43	81	6	7	0	35	36	138	1-1	11	4	0	12	25
Team	.251	.327	154	5309	689	1332	162	105	38	631	593	706	229-104	65	46	29	86	223

PB McLean 7, Clarke 4

OF assists Bescher 11, Mitchell 8, Bates 2

Pitcher HR none

Player	W-L	ERA	G	GS	CG	Sh	Sv	IP	H	R-ER	HR	BB	SO	HB	WP
Bobby Keefe	20-11	2.57	34	26	19	2	1	231.3	184	78-66	4	77	113	9	1
Harry Gaspar	13-18	4.00	38	32	20	0	1	289.0	288	146-103	6	89	96	12	2
Art Fromme	9-16	3.24	31	26	13	1	1	224.7	209	107-81	7	79	115	4	3
George Suggs	9-19	4.19	38	29	17	3	3	236.0	226	132-110	9	92	93	10	2
Frank Smith	6-9	6.98	30	16	3	1	0	129.0	177	131-100	7	73	53	3	3
Geo. McQuillan	3-4	5.48	21	5	2	0	4	67.3	80	47-41	4	35	36	3	0
Rube Benton	3-1	4.66	6	6	3	0	0	48.3	36	30-25	3	16	25	4	5
Brt Humphries-a	2-1	5.44	12	5	1	0	1	48.0	53	33-29	5	21	21	4	0
Ray Boyd	2-3	1.89	6	4	3	1	0	38.0	28	14-8	0	13	22	1	2
Bill Burns-t	1-2	4.81	6	3	1	0	1	33.7	44	24-18	2	12	27	4	0
Jack Compton	1-1	4.76	7	2	0	0	0	17.0	20	15-9	0	8	8	4	0
Team	69-85	3.90	229	154	82	8	12	1362.3	167	757-590	45	515	609	58	18

Balk Gaspar 1

1911 Brooklyn Dodgers
57-97, 370, -49 games, seventh place

Player	Avg	OBP	G	AB	R	H	2b	3b	HR	RBI	BB	K	SB-CS	Sac	SF	HBP	DP	E
Tex Erwin, c	.217	.299	77	230	17	50	11	0	4	29	27	21	4-0	2	3	1	7	11
Jake Daubert, 1b	.279	.333	151	620	90	173	17	13	5	46	51	60	25-16	6	2	0	11	18
John Hummel, 2b	.265	.347	138	502	65	133	19	15	7	80	66	62	18-7	9	7	1	5	13
Bert Tooley, ss	.190	.262	113	436	53	83	10	4	1	12	42	72	20-7	4	0	0	8	34
Ed Zimmermn, 3b	.188	.256	131	448	34	84	9	7	2	40	39	47	12-3	4	5	4	6	32
Zack Wheat, lf	.261	.279	142	566	63	148	27	21	6	86	4	65	23-8	4	9	13	5	7
Bill Davidson, cf	.200	.235	95	345	30	69	3	6	2	42	17	34	18-8	5	11	2	7	10
Bob Coulson, rf	.222	.284	150	550	49	122	24	5	2	54	40	98	24-7	4	6	10	6	12
Dolly Stark, if	.323	.384	58	223	41	72	4	4	0	9	22	18	7-9	2	0	0	4	21
Hub Nothen, of	.242	.391	40	91	8	22	4	1	0	7	22	18	1-5	2	1	1	0	2
Otto Miller, c	.236	.236	28	72	3	17	2	1	0	6	0	10	0-0	0	0	0	3	10
Al Burch, of	.213	.286	70	183	18	39	1	6	0	23	18	36	2-4	1	1	1	5	5
Jud Daley, of	.202	.272	39	84	8	17	2	3	0	5	2	18	1-0	0	0	6	4	1
Red Smith, if	.198	.200	48	116	8	23	3	1	0	8	1	12	4-4	1	3	0	5	4
Bill Bergen, c	.142	.212	76	212	8	30	5	1	0	11	19	47	0-0	4	0	0	3	11
Pitchers	.248	.315	154	420	34	104	13	6	1	40	42	98	0-0	7	3	1	11	32
Team	.224	.281	154	5172	525	1159	144	91	29	479	382	745	159-79	55	49	43	88	215

PB Erwin 6, Bergen 5, Miller1

OF assists Coulson 17, Davidson 8, Wheat 8, Burch 1

Pitcher HR none

Player	W-L	ERA	G	GS	CG	Sh	Sv	IP	H	R-ER	HR	BB	SO	HB	WP
Nap Rucker	12-23	3.83	41	34	20	1	0	310.3	293	162-132	17	128	171	7	1
Elmer Knetzer	10-10	3.37	32	21	11	0	2	181.7	186	85-68	2	75	48	9	2
Cy Barger	10-16	4.93	29	29	14	2	0	239.0	257	156-131	6	129	95	9	3
Bill Schardt	6-13	3.67	40	21	10	3	0	218.0	222	115-89	5	81	110	11	2
George Bell	5-1	5.27	22	13	4	0	2	107.7	151	72-63	2	41	33	2	3
Doc Scanlan	5-15	5.84	26	16	4	0	1	138.7	185	111-90	5	78	78	6	1
Pat Ragan	4-2	1.26	13	7	5	2	2	64.3	40	10-9	2	18	37	3	0
Sandy Burk	2-3	9.09	7	6	0	0	0	34.7	50	37-35	3	33	14	0	1
Elmer Steele-a	1-1	2.62	5	2	2	0	1	34.3	19	11-10	3	10	12	0	0
Jack Ryan	1-1	2.03	3	1	1	0	0	13.3	8	3-3	1	7	5	0	0
Walt Miller	1-1	4.61	2	2	0	0	0	13.7	12	7-7	0	11	1	1	0
Eddie Dent	0-2	11.57	3	2	0	0	0	11.7	23	18-15	1	3	3	0	0
Team	57-97	4.29	223	154	71	8	8	1367.3	1446	787-652	47	614	607	48	13

Balk none

1911 Boston Rustlers
43-111, .279 -63 games, eighth place

Player	Avg	OBP	G	AB	R	H	2b	3b	HR	RBI	BB	K	SB-CS	Sac	SF	HBP	DP	E
Johnny Kling-a, c	.141	.235	69	227	19	32	5	2	3	22	28	22	0-0	5	0	0	7	16
Fred Tenney, 1b	.231	.317	113	390	45	90	10	5	2	47	52	24	8-0	4	6	0	7	5
Bill Sweeney, 2b	.293	.391	146	594	106	174	31	10	2	53	97	54	35-12	6	3	1	9	28
Al Bridwell-a, ss	.183	.292	61	252	35	46	8	0	0	18	37	21	5-9	3	3	3	6	15
Scotty Ingerton, 3b	.230	.292	140	543	48	125	57	7	4	56	46	76	5-8	2	6	4	18	26
Al Kaiser-a, lf	.216	.263	63	213	22	46	0	7	0	20	13	21	3-2	4	4	2	3	11
Mike Donlin-a, cf	.313	.355	55	240	41	75	15	1	6	43	18	21	6-2	0	4	0	3	8
Doc Miller, rf	.343	.390	150	615	82	211	31	1	8	104	53	51	14-12	1	12	2	8	7
George Jackson, lf	.399	.435	64	178	32	71	13	2	3	25	12	20	5-6	4	2	1	5	4
Lefty Good-t, of	.342	.390	44	158	26	54	6	7	1	21	11	15	3-3	1	1	2	2	1
Patsy Flaherty, of	.336	.360	51	116	20	39	6	1	3	23	6	10	0-2	1	3	0	2	2
Joshua Clarke, of	.316	.477	58	117	26	37	11	4	2	18	35	22	3-1	2	0	1	0	4
Hank Gowdy-a, c	.295	.353	28	78	4	23	4	0	0	15	7	13	2-1	0	0	0	0	7
Harry Spratt, if	.284	.341	67	209	24	60	7	4	2	18	17	32	6-1	2	0	0	3	8
Buck Herzog-t, ss	.259	.352	78	309	53	80	15	5	3	31	29	32	29-4	7	1	16	4	19
Pchs Graham-t, c	.247	.342	31	93	13	23	6	0	0	14	13	8	0-0	2	3	2	0	8
Bill Collins-t, of	.229	.245	14	48	5	11	4	0	1	3	1	11	2-0	2	0	0	0	0
Bill Rariden, c	.209	.273	72	215	17	45	8	1	0	21	18	21	0-1	4	3	2	7	14
Ben Houser, 1b	.204	.235	17	49	2	10	1	0	0	4	2	12	0-0	0	0	0	1	1
Jay Kirke, lf	.184	.232	19	76	4	14	4	0	0	10	4	26	0-0	0	1	1	2	1
Ed McDonald, 3b	.130	.294	67	192	26	25	8	3	1	16	43	53	7-3	3	1	2	3	7
Pitchers	.175	.209	154	440	38	77	15	1	3	45	21	120	0-0	12	9	0	11	26
Team	.256	.327	154	5352	688	1368	235	61	44	627	563	685	133-67	65	62	39	101	218

PB Kling 12, Rariden 5, Gowdy 2, Graham 1

OF assists D.Miller 11, Ingerton 6, Donlin 4, Jackson, J. Clarke, Kaiser, Good, 1

Pitcher HR B. Brown 2, J. Pfeffer 1

Player	W-L	ERA	G	GS	CG	Sh	Sv	IP	H	R-ER	HR	BB	SO	HB	WP
Buster Brown	7-15	6.74	42	25	8	0	0	183.0	285	194-137	5	70	81	10	3
Big Jf Pfeffer	6-6	3.84	35	6	4	2	4	100.7	124	62-43	3	47	33	0	1
Lefty Tyler	5-16	7.36	34	20	3	0	0	155.3	254	157-127	9	82	97	13	2
Hub Perdue	5-12	4.90	33	19	6	1	1	178.3	226	122-97	t23	42	64	8	0
Cy Young-a	5-4	2.94	11	11	5	0	0	95.0	98	38-31	1	25	62	3	4
Al Mattern	4-15	7.20	35	21	2	2	0	176.3	278	160-141	t23	73	78	5	2
Ed Donnelly	3-2	1.83	6	4	2	0	0	39.3	33	13-8	1	11	22	0	0
Hank Griffin-a	3-5	6.84	20	6	3	0	1	76.3	94	72-58	7	35	30	1	1
Cliff Curtis-t	2-7	5.45	11	9	4	1	0	71.0	97	47-43	0	23	27	6	1
Bill McTigue	1-8	7.51	22	8	2	0	0	86.3	126	83-72	5	45	60	6	4
Patsy Flaherty	1-0	6.26	6	2	1	1	0	27.3	40	23-19	3	12	17	0	0
Orlie Weaver	1-14	7.56	24	16	3	0	0	110.7	134	116-93	7	69	79	2	2
Jigg Parson	0-1	10.61	8	0	0	0	0	9.3	19	11-11	1	3	7	0	0
Brad Hogg	0-3	7.41	10	4	0	0	0	34.0	57	37-28	1	16	16	5	0
Cecil Ferguson	0-3	14.12	6	3	0	0	0	21.7	47	37-34	0	18	10	0	2
Team	43-11	6.21	303	154	43	7	6	1364.7	1912	1172-942	89	571	683	59	22

Balks Tyler 2

1911 NL Traded Players Combined Statistics

Position Players

Fred Beck

	BA	OBP	G	AB	R	H	2b	3b	HR	RBI	BB	K	SB-CS	SH	SF	HB	E
Cincinnati	.341	.357	40	91	13	31	1	3	3	14	3	15	0-1	0	3	1	1
<u>Philadelphia NL</u>	<u>.266</u>	<u>.297</u>	<u>51</u>	<u>173</u>	<u>21</u>	<u>46</u>	<u>2</u>	<u>0</u>	<u>6</u>	<u>22</u>	<u>11</u>	<u>40</u>	<u>2-3</u>	<u>0</u>	<u>3</u>	<u>1</u>	<u>5</u>
Total	.292	.318	91	264	34	77	3	3	9	36	14	55	2-4	0	6	2	6

Kitty Bransfield

	BA	OBP	G	AB	R	H	2b	3b	HR	RBI	BB	K	SB-CS	SH	SF	HB	E
Philadelphia NL	.196	.229	28	46	2	9	1	1	0	9	2	8	0-0	0	0	0	0
<u>Chicago NL</u>	<u>.333</u>	<u>.333</u>	<u>11</u>	<u>9</u>	<u>2</u>	<u>3</u>	<u>0</u>	<u>1</u>	<u>0</u>	<u>0</u>	<u>0</u>	<u>2</u>	<u>1-0</u>	<u>0</u>	<u>0</u>	<u>0</u>	<u>0</u>
Total	.218	.246	39	55	4	12	1	2	0	9	2	10	1-0	0	0	0	0

Al Bridwell

	BA	OBP	G	AB	R	H	2b	3b	HR	RBI	BB	K	SB-CS	SH	SF	HB	E
New York NL	.245	.361	64	208	33	51	5	0	0	25	39	11	4-3	5	4	1	12
<u>Boston NL</u>	<u>.183</u>	<u>.292</u>	<u>61</u>	<u>252</u>	<u>35</u>	<u>46</u>	<u>8</u>	<u>0</u>	<u>0</u>	<u>18</u>	<u>37</u>	<u>21</u>	<u>5-9</u>	<u>3</u>	<u>3</u>	<u>3</u>	<u>15</u>
Total	.211	.324	125	460	68	97	13	0	0	43	76	32	6-12	8	7	4	27

Bill Collins

	BA	OBP	G	AB	R	H	2b	3b	HR	RBI	BB	K	SB-CS	SH	SF	HB	E
Boston NL	.229	.245	14	48	5	11	4	0	1	3	1	11	1-1	0	0	0	7
<u>Chicago NL</u>	<u>.100</u>	<u>.100</u>	<u>5</u>	<u>10</u>	<u>0</u>	<u>1</u>	<u>0</u>	<u>0</u>	<u>0</u>	<u>0</u>	<u>0</u>	<u>4</u>	<u>0-0</u>	<u>1</u>	<u>0</u>	<u>0</u>	<u>3</u>
Total	.207	.220	19	58	5	12	4	0	1	3	1	15	1-1	1	0	0	10

Mike Donlin

	BA	OBP	G	AB	R	H	2b	3b	HR	RBI	BB	K	SB-CS	SH	SF	HB	E
New York NL	.333	.333	8	12	4	4	1	0	0	1	0	1	0-0	0	0	0	1
<u>Boston NL</u>	<u>.313</u>	<u>.355</u>	<u>55</u>	<u>240</u>	<u>41</u>	<u>75</u>	<u>15</u>	<u>1</u>	<u>6</u>	<u>43</u>	<u>18</u>	<u>21</u>	<u>6-2</u>	<u>1</u>	<u>4</u>	<u>0</u>	<u>8</u>
Total	.313	.354	63	252	45	79	16	1	6	44	18	22	6-2	1	4	0	9

Hank Gowdy

	BA	OBP	G	AB	R	H	2b	3b	HR	RBI	BB	K	SB-CS	SH	SF	HB	E
New York NL	.429	.429	3	7	2	3	0	0	0	1	0	0	0-0	0	0	0	0
<u>Boston NL</u>	<u>.295</u>	<u>.353</u>	<u>28</u>	<u>78</u>	<u>4</u>	<u>23</u>	<u>4</u>	<u>0</u>	<u>0</u>	<u>15</u>	<u>7</u>	<u>13</u>	<u>2-1</u>	<u>0</u>	<u>0</u>	<u>0</u>	<u>7</u>
Total	.306	.359	31	85	6	26	4	0	0	16	7	13	2-1	0	0	0	7

Lefty Good

	BA	OBP	G	AB	R	H	2b	3b	HR	RBI	BB	K	SB-CS	SH	SF	HB	E
Boston NL	.342	.390	44	158	26	54	6	7	1	21	11	15	3-3	1	1	2	1
<u>Chicago NL</u>	<u>.342</u>	<u>.386</u>	<u>54</u>	<u>155</u>	<u>25</u>	<u>53</u>	<u>11</u>	<u>3</u>	<u>2</u>	<u>24</u>	<u>9</u>	<u>18</u>	<u>3-5</u>	<u>1</u>	<u>0</u>	<u>2</u>	<u>5</u>
Total	.342	.388	98	313	51	107	17	10	3	45	20	33	6-8	2	1	4	6

Peaches Graham

	BA	OBP	G	AB	R	H	2b	3b	HR	RBI	BB	K	SB-CS	SH	SF	HB	E
Boston NL	.247	.342	31	93	13	23	6	0	0	14	13	8	0-0	2	3	2	8
<u>Chicago NL</u>	<u>.368</u>	<u>.463</u>	<u>24</u>	<u>68</u>	<u>7</u>	<u>25</u>	<u>2</u>	<u>0</u>	<u>1</u>	<u>12</u>	<u>13</u>	<u>9</u>	<u>0-1</u>	<u>2</u>	<u>1</u>	<u>0</u>	<u>5</u>
Total	.298	.394	55	161	20	48	8	0	1	26	26	17	3-1	4	4	2	13

Buck Herzog

	BA	OBP	G	AB	R	H	2b	3b	HR	RBI	BB	K	SB-CS	SH	SF	HB	E
Boston NL	.259	.352	78	309	53	80	15	5	3	31	29	32	29-4	7	1	16	19
<u>New York NL</u>	<u>.277</u>	<u>.362</u>	<u>60</u>	<u>235</u>	<u>42</u>	<u>65</u>	<u>14</u>	<u>6</u>	<u>5</u>	<u>36</u>	<u>23</u>	<u>17</u>	<u>12-1</u>	<u>2</u>	<u>1</u>	<u>9</u>	<u>13</u>
Total	.267	.356	138	544	95	145	29	11	8	67	52	49	41-5	9	2	25	32

1911 NL Traded Players Combined Statistics, continued

Al Kaiser

	BA	OBP	G	AB	R	H	2b	3b	HR	RBI	BB	K	SB-CS	SH	SF	HB	E
Chicago NL	.256	.326	19	39	6	10	2	0	1	6	4	5	0-0	0	0	0	2
<u>Boston NL</u>	<u>.216</u>	<u>.263</u>	<u>63</u>	<u>213</u>	<u>22</u>	<u>46</u>	<u>0</u>	<u>7</u>	<u>0</u>	<u>20</u>	<u>13</u>	<u>21</u>	<u>3-2</u>	<u>4</u>	<u>4</u>	<u>2</u>	<u>11</u>
Total	.222	.273	82	252	28	56	2	7	1	26	17	26	3-2	4	5	2	13

Johnny Kling

	BA	OBP	G	AB	R	H	2b	3b	HR	RBI	BB	K	SB-CS	SH	SF	HB	E
Chicago NL	.189	.284	27	90	8	17	1	0	0	4	12	10	0-0	1	0	0	3
<u>Boston NL</u>	<u>.141</u>	<u>.235</u>	<u>69</u>	<u>227</u>	<u>19</u>	<u>32</u>	<u>5</u>	<u>2</u>	<u>3</u>	<u>22</u>	<u>28</u>	<u>22</u>	<u>0-0</u>	<u>5</u>	<u>0</u>	<u>0</u>	<u>16</u>
Total	.155	.249	96	317	27	49	6	2	3	26	40	32	0-0	6	0	0	19

Pitchers

Bill Burns

	W-L	ERA	G	GS	CG	Sh	Sv	IP	H	R-ER	HR	BB	K	HB	WP
Cincinnati	1-2	4.81	6	3	1	0	1	33.7	44	24-18	2	12	27	4	0
<u>Philadelphia NL</u>	<u>6-8</u>	<u>2.76</u>	<u>21</u>	<u>13</u>	<u>8</u>	<u>1</u>	<u>2</u>	<u>111.0</u>	<u>113</u>	<u>50-34</u>	<u>6</u>	<u>28</u>	<u>75</u>	<u>3</u>	<u>1</u>
Total	7-10	3.23	27	16	9	1	3	144.7	157	74-52	8	40	102	7	1

Cliff Curtis

	W-L	ERA	G	GS	CG	Sh	Sv	IP	H	R-ER	HR	BB	K	HB	WP
Boston NL	2-7	5.45	11	9	4	1	0	71.0	97	47-43	0	23	27	6	1
Chicago NL	1-0	5.82	4	1	0	0	0	17.0	26	11-11	0	18	10	0	1
Philadelphia NL	1-3	6.29	7	5	1	1	0	24.3	32	22-17	1	16	8	3	1
Total	4-10	5.69	22	15	5	2	0	112.3	155	80-71	1	57	45	9	3

Hank Griffin

	W-L	ERA	G	GS	CG	Sh	Sv	IP	H	R-ER	HR	BB	K	HB	WP
Chicago NL	0-1	22.86	1	1	0	0	0	4.3	11	11-11	1	2	0	1	0
<u>Boston NL</u>	<u>3-5</u>	<u>6.84</u>	<u>20</u>	<u>6</u>	<u>3</u>	<u>0</u>	<u>1</u>	<u>76.3</u>	<u>94</u>	<u>72-58</u>	<u>7</u>	<u>35</u>	<u>30</u>	<u>1</u>	<u>1</u>
Total	3-6	7.70	21	7	3	0	1	80.7	105	83-69	8	37	30	2	1

Bert Humphries

	W-L	ERA	G	GS	CG	Sh	Sv	IP	H	R-ER	HR	BB	K	HB	WP
Philadelphia NL	3-2	3.23	11	5	1	1	0	55.7	50	29-20	3	16	18	1	2
<u>Cincinnati</u>	<u>2-1</u>	<u>5.44</u>	<u>12</u>	<u>5</u>	<u>1</u>	<u>0</u>	<u>1</u>	<u>48.0</u>	<u>53</u>	<u>33-29</u>	<u>5</u>	<u>21</u>	<u>21</u>	<u>4</u>	<u>0</u>
Total	5-3	4.25	23	10	2	1	1	103.7	103	62-49	8	37	39	5	2

Orlie Weaver

	W-L	ERA	G	GS	CG	Sh	Sv	IP	H	R-ER	HR	BB	K	HB	WP
Chicago NL	0-3	6.59	6	3	0	0	0	28.7	42	24-21	1	20	15	0	2
<u>Boston NL</u>	<u>1-14</u>	<u>7.56</u>	<u>24</u>	<u>16</u>	<u>3</u>	<u>0</u>	<u>0</u>	<u>110.7</u>	<u>134</u>	<u>116-93</u>	<u>7</u>	<u>69</u>	<u>79</u>	<u>2</u>	<u>2</u>
Total	1-17	7.01	30	19	3	0	0	146.3	176	140-114	8	89	94	2	4

Elmer Steele

	W-L	ERA	G	GS	CG	Sh	Sv	IP	H	R-ER	HR	BB	K	HB	WP
Pittsburgh	11-6	2.33	24	16	12	3	2	147.0	113	45-38	4	45	44	5	0
<u>Brooklyn</u>	<u>1-1</u>	<u>2.62</u>	<u>5</u>	<u>2</u>	<u>2</u>	<u>0</u>	<u>1</u>	<u>34.3</u>	<u>19</u>	<u>11-10</u>	<u>3</u>	<u>10</u>	<u>12</u>	<u>0</u>	<u>0</u>
Total	12-7	2.38	29	18	14	3	3	181.3	132	56-48	7	55	56	5	0

Jack Rowan

	W-L	ERA	G	GS	CG	Sh	Sv	IP	H	R-ER	HR	BB	K	HB	WP
Philadelphia NL	2-3	6.70	12	6	0	0	0	54.7	75	43-40	4	31	27	1	3
<u>Chicago NL</u>	<u>0-1</u>	<u>27.07</u>	<u>3</u>	<u>0</u>	<u>0</u>	<u>0</u>	<u>0</u>	<u>1.3</u>	<u>7</u>	<u>4-4</u>	<u>0</u>	<u>2</u>	<u>0</u>	<u>0</u>	<u>0</u>
Total	2-4	6.71	15	6	0	0	0	56.0	82	47-44	4	33	27	1	3

1911 NL pinch hitting Leaders

The best batting average for pinch-hitters with ten or more at bats was Boston's Ossie Vitt. The most effect pinch-hitters, however, were Washington's Frank Brower, who was 7-24 coming off the bench, including a pinch-hit home run and six runs batted in, and Jim O'Neill, who hit a robust .438, and drove in four runs, hit three doubles and walked four times.

Pinch hit leaders

<u>10 or more AB</u>	<u>Avg</u>	<u>AB</u>	<u>H</u>	<u>2B</u>	<u>3B</u>	<u>HR</u>	<u>RBI</u>	<u>BB</u>	<u>Other</u>
George Jackson, Bos	.500	22	11	2	0	0	2	1	
Joshua Clarke, Bos	.474	19	9	4	2	0	5	3	
Lefty Good, Bos-Chi	.462	13	6	0	1	0	3	0	HBP
Vin Campbell, Pitt	.455	22	10	2	1	0	8	1	GIDP
Patsy Flaherty, Bos	.400	25	10	1	0	2	5	0	2 SF
Hub Nothen, Bkyn	.385	13	5	2	0	0	3	1	SF
Beals Becker, NY	.364	11	4	1	1	0	4	1	
Frank Chance, Chi	.364	11	4	1	0	0	3	3	HBP
Vic Saier, Chi	.364	11	4	2	0	0	0	1	HBP, C int
Fred Beck, Cinc-Phila	.360	25	9	0	1	1	5	0	
Otto Mclvor, StL	.333	21	7	2	0	0	0	3	HBP

<u>Pinch hits</u>	<u>Hits</u>	<u>Runs Batted In</u>	<u>RBI</u>	<u>Bases on balls</u>	<u>BB</u>
George Jackson, Bos	11	Vin Campbell, Pitt	8	Roger Bresnahan, StL	3
Vin Campbell, Pitt	10	Fred Beck, Cinc-Phila	5	Frank Chance, Chi	3
Patsy Flaherty, Bos	10	Joshua Clarke, Bos	5	John Flynn, Pitt	3
Fred Beck, Cinc-Phila	9	Patsy Flaherty, Bos	5	Lee Magee, StL	3
Joshua Clarke, Bos	9	Sherry Magee, Phila	5	Otto Mclvor, StL	3
		Harry Welchonce, Phila	5	Harry Welchonce, Phila	3

<u>Pinch hit at bats</u>	<u>AB</u>	<u>Doubles</u>	<u>Joshua Clarke, Bos</u>
Kitty Bransfield, Bos-Phila	29	<u>Triples</u>	Joshua Clarke, Bos 2
Fred Beck, Cinc-Phila	25	<u>Home run</u>	Patsy Flaherty, Bos 2
Patsy Flaherty, Bos	25		
Armando Marsans, Cinc	25		

1911 National League Pinch Hitting

Perhaps it was because they had plenty of need to call on the bench, but the Boston Rustlers were the top pinch hitting team in the National League, leading in many primary categories.

The Rustlers had three of the league's top pinch-hitters, George Jackson, Judd Clarke, and Patsy Flaherty, hit a combined .455 as pinch hitters, providing Boston with the strongest trio of pinch hitters in the league. Boston led the league with 39 pinch hits, as well as 15 extra base hits. Philadelphia had the most pinch hit HR (4) and RBIs (20) resulting from pinch hits.

<u>Team</u>	<u>Avg</u>	<u>AB</u>	<u>H</u>	<u>2B</u>	<u>3B</u>	<u>HR</u>	<u>RBI</u>	<u>BB</u>	<u>Other</u>
Boston	.325	120	39	9	4	2	16	6	3 SF, 4 GIDP
St. Louis	.295	78	23	5	3	2	10	9	SF, HBP, GIDP
Chicago	.277	65	18	3	2	0	8	4	3 HBP, C int
Pittsburgh	.273	66	18	2	1	0	10	9	3 GIDP, C int
Philadelphia	.261	69	18	0	1	4	20	7	3 GIDP, Sac, SF
Cincinnati	.213	89	19	1	1	1	11	19	2 HBP, 2 SF, 2 sac, 2 GIDP
Brooklyn	.211	57	12	3	1	0	4	6	2 SF, GIDP
New York	.178	45	8	1	1	0	5	2	GIDP

New York Giants	<u>Avg</u>	<u>AB</u>	<u>H</u>	<u>2B</u>	<u>3B</u>	<u>HR</u>	<u>RBI</u>	<u>BB</u>	<u>Other</u>
Josh Devore	.500	2	1	0	0	0	0	0	
Beals Becker	.364	11	4	1	1	0	4	1	
Gene Paulette	.250	4	1	0	0	0	1	0	
Mike Donlin	.250	4	1	0	0	0	0	0	
Art Devlin	.143	7	1	0	0	0	1	1	GIDP
Larry Doyle	.000	1	0	0	0	0	0	0	
Hank Gowdy	.000	1	0	0	0	0	0	0	
Grover Hartley	.000	1	0	0	0	0	0	0	
George Schlei	.000	1	0	0	0	0	0	0	
Fred Merkle	.000	2	0	0	0	0	0	0	
Fred Snodgrass	.000	2	0	0	0	0	0	0	
Art Fletcher	.000	4	0	0	0	0	0	0	
<u>Red Murray</u>	<u>.000</u>	<u>6</u>	<u>0</u>	<u>0</u>	<u>0</u>	<u>0</u>	<u>0</u>	<u>0</u>	
Total	.178	45	8	1	1	0	5	2	GIDP

Pittsburgh Pirates	<u>Avg</u>	<u>AB</u>	<u>H</u>	<u>2B</u>	<u>3B</u>	<u>HR</u>	<u>RBI</u>	<u>BB</u>	<u>Other</u>
Fred Clarke	.500	4	2	0	0	0	1	1	GIDP
Vin Campbell	.455	22	10	2	1	0	8	1	GIDP
Newt Hunter	.250	4	1	0	0	0	0	1	
Tommy Leach	.250	4	1	0	0	0	0	1	
Bill McKechnie	.250	4	1	0	0	0	0	0	
Max Carey	.167	6	1	0	0	0	1	1	
John Flynn	.118	17	2	0	0	0	0	3	GIDP
George Gibson	.000	1	0	0	0	0	0	0	
Mike Simon	.000	1	0	0	0	0	0	0	
<u>Dots Miller</u>	<u>.000</u>	<u>3</u>	<u>0</u>	<u>0</u>	<u>0</u>	<u>0</u>	<u>0</u>	<u>1</u>	<u>C</u>
<u>interference</u>									
Total	.273	66	18	2	1	0	10	9	3 GIDP, C int

1911 NL pinch hitting, continued

Chicago Cubs

Lefty Good	.500	10	5	0	0	0	3	0	HBP
Kitty Bransfield	.375	8	3	0	1	0	0	0	
Frank Chance	.364	11	4	1	0	0	3	3	HBP
Vic Saier	.364	11	4	2	0	0	0	1	HBP, C int
Al Kaiser	.286	7	2	0	1	0	2	0	
Peaches Graham	.000	1	0	0	0	0	0	0	
Joe Tinker	.000	1	0	0	0	0	0	0	
Jim Doyle	.000	2	0	0	0	0	0	0	
Bill Collins	.000	3	0	0	0	0	0	0	
Johnny Evers	.000	3	0	0	0	0	0	0	
Solly Hofman	.000	3	0	0	0	0	0	0	
<u>Dave Shean</u>	<u>.000</u>	<u>5</u>	<u>0</u>	<u>0</u>	<u>0</u>	<u>0</u>	<u>0</u>	<u>0</u>	
Total	.277	65	18	3	2	0	8	4	3 HBP, C int

St. Louis Cardinals

	Avg	AB	H	2B	3B	HR	RBI	BB	Other
Jack Bliss	.500	8	4	2	1	1	2	2	GIDP
Rebel Oakes	.500	4	2	0	0	0	1	0	
Denney Wile	.500	2	1	1	0	0	0	0	
Jim Clark	.400	5	2	0	1	0	0	0	
Otto McIvor	.333	21	7	2	0	0	0	3	HBP
Roger Bresnahan	.333	6	2	0	1	0	3	3	
Miller Huggins	.333	3	1	0	0	0	1	0	
Wally Smith	.286	7	2	0	0	1	2	0	
Ivy Wingo	.250	4	1	0	0	0	0	0	
Lee Magee	.083	12	1	0	0	0	0	3	
Stub Hauser	.000	1	0	0	0	0	0	0	
Mike Mowrey	.000	1	0	0	0	0	0	0	
Rube Ellis	.000	2	0	0	0	0	1	1	SF
<u>Steve Evans</u>	<u>.000</u>	<u>2</u>	<u>0</u>	<u>0</u>	<u>0</u>	<u>0</u>	<u>0</u>	<u>0</u>	
Total	.295	78	23	5	3	2	10	9	SF, HBP, GIDP

Philadelphia Phillies

	Avg	AB	H	2B	3B	HR	RBI	BB	Other
Sherry Magee	.667	3	2	0	0	1	5	1	
Red Doin	.429	7	3	0	0	0	1	0	
Harry Welchonce	.375	8	3	0	0	1	5	3	GIDP
Bunny Madden	.333	3	1	0	0	0	2	0	GIDP
Pat Moran	.333	3	1	0	0	0	1	0	SF
Fred Beck	.286	7	2	0	0	1	2	0	
Kitty Bransfield	.190	21	4	0	1	0	5	1	
Jimmy Walsh	.167	6	1	0	0	1	1	0	Sac
John Titus	.143	7	1	0	0	0	1	2	GIDP
Fred Luderus	.000	1	0	0	0	0	0	0	
<u>Dick Cotter</u>	<u>.000</u>	<u>5</u>	<u>0</u>	<u>0</u>	<u>0</u>	<u>0</u>	<u>0</u>	<u>0</u>	
Total	.261	69	18	0	1	4	20	7	3 GIDP, Sac, SF

1911 NL pinch hitting, continued

Cincinnati Reds	Avg	AB	H	2B	3B	HR	RBI	BB	Other
Fred Beck	.388	18	7	0	1	0	3	0	
Rafael Almeida	.385	13	5	0	0	1	1	1	
Mike Balenti	.333	3	1	1	0	0	1	0	
Tom Downey	.333	3	1	0	0	0	0	0	
Dick Egan	.333	3	1	0	0	0	0	1	
Armando Marsans	.160	25	4	0	0	0	1	5	2 HBP, SF
Tommy Clarke	.000	1	0	0	0	0	0	0	
Johnny Bates	.000	2	0	0	0	0	0	0	
Hank Severeid	.000	2	0	0	0	0	0	1	
Jimmy Edmonds	.000	3	0	0	0	0	1	1	Sac
Mike Mitchell	.000	3	0	0	0	0	2	1	SF, GIDP
Eddie Grant	.000	4	0	0	0	0	1	0	Sac, GIDP
Dave Altizer	.000	9	0	0	0	0	1	0	
Total	.213	89	19	1	1	1	11	19	2 HB, 2 SF, 2 sac, 2 DP

Brooklyn Dodgers	Avg	AB	H	2B	3B	HR	RBI	BB	Other
Hub Nothen	.385	13	5	2	0	0	3	1	SF
Al Burch	.235	17	4	1	0	0	4	1	
Red Smith	.167	18	3	0	1	0	1	0	SF
Bill Davidson	.000	1	0	0	0	0	0	0	
John Hummel	.000	1	0	0	0	0	0	0	
Bert Tooley	.000	1	0	0	0	0	0	0	
Zack Wheat	.000	1	0	0	0	0	0	0	
Eddie Zimmerman	.000	1	0	0	0	0	0	0	
<u>Tex Erwin</u>	<u>.000</u>	<u>4</u>	<u>0</u>	<u>0</u>	<u>0</u>	<u>0</u>	<u>0</u>	<u>1</u>	<u>GIDP</u>
Total	.211	57	12	3	1	0	4	6	2 SF, GIDP

Boston Rustlers	Avg	AB	H	2B	3B	HR	RBI	BB	Other
George Jackson	.500	22	11	2	0	0	2	1	
Joshua Clarke	.474	19	9	4	2	0	5	3	
Patsy Flaherty	.400	25	10	1	0	2	5	0	2 SF
Ed McDonald	.333	6	2	0	1	0	1	0	
Lefty Good	.333	3	1	0	0	0	0	0	
Hank Gowdy	.286	7	2	1	0	0	1	0	
Fred Tenney	.250	4	1	0	1	0	1	0	SF
Harry Spratt	.182	11	2	1	0	0	1	1	GIDP
Al Kaiser	.100	10	1	0	0	0	0	0	GIDP
Peaches Graham	.000	1	0	0	0	0	0	0	
Big Jeff Pfeffer	.000	1	0	0	0	0	0	0	
Bill Sweeney	.000	1	0	0	0	0	0	0	
Bill Collins	.000	2	0	0	0	0	0	0	GIDP
Scott Ingerton	.000	2	0	0	0	0	0	0	GIDP
Bill Rariden	.000	6	0	0	0	0	0	1	GIDP
Total	.325	120	39	9	4	2	16	6	3 SF, 4 GIDP

Two or more teams

Fred Beck	Avg	AB	H	2B	3B	HR	RBI	BB	Other
Cincinnati	.388	18	7	0	1	0	3	0	
<u>Philadelphia</u>	<u>.286</u>	<u>7</u>	<u>2</u>	<u>0</u>	<u>0</u>	<u>1</u>	<u>2</u>	<u>0</u>	
Total	.360	25	9	0	1	1	5	0	

Kitty Bransfield	Avg	AB	H	2B	3B	HR	RBI	BB	Other
Philadelphia	.190	21	4	0	1	0	5	1	
<u>Chicago</u>	<u>.375</u>	<u>8</u>	<u>3</u>	<u>0</u>	<u>1</u>	<u>0</u>	<u>0</u>	<u>0</u>	
Total	.241	29	7	0	2	0	5	1	

1911 NL pinch hitting, combined teams, continued

Bill Collins	Avg	AB	H	2B	3B	HR	RBI	BB	Other
Chicago	.000	3	0	0	0	0	0	0	
<u>Boston</u>	<u>.000</u>	<u>2</u>	<u>0</u>	<u>0</u>	<u>0</u>	<u>0</u>	<u>0</u>	<u>0</u>	<u>GIDP</u>
Total	.000	5	0	0	0	0	0	0	

Lefty Good	Avg	AB	H	2B	3B	HR	RBI	BB	Other
Boston	.333	3	1	0	0	0	0	0	
<u>Chicago</u>	<u>.500</u>	<u>10</u>	<u>5</u>	<u>0</u>	<u>0</u>	<u>0</u>	<u>3</u>	<u>0</u>	<u>HBP</u>
Total	.462	13	6	0	1	0	3	0	HBP

Hank Gowdy	Avg	AB	H	2B	3B	HR	RBI	BB	Other
New York	.000	1	0	0	0	0	0	0	
<u>Boston</u>	<u>.286</u>	<u>7</u>	<u>2</u>	<u>1</u>	<u>0</u>	<u>0</u>	<u>1</u>	<u>0</u>	
Total	.250	8	2	1	0	0	1	0	

Peaches Graham	Avg	AB	H	2B	3B	HR	RBI	BB	Other
Boston	.000	1	0	0	0	0	0	0	
<u>Chicago</u>	<u>.000</u>	<u>1</u>	<u>0</u>	<u>0</u>	<u>0</u>	<u>0</u>	<u>0</u>	<u>0</u>	
Total	.000	2	0	0	0	0	0	0	

★ NL All Stars headed by Giants ace Christy Mathewson, Cubs RF Frank Schulte ★

The 1911 National League champion New York Giants dominated the league All Star team, with six members of the Giants on the squad.

Headlining the Giants contingent was Cy Young winner **Christy Mathewson**. Joining Mathewson on the All Star team were **C Chief Meyers**, power-hitting **2b Larry Doyle**, defensive standout **CF Fred Snodgrass**, league strikeout king **Rube Marquard**, and relief pitcher **Doc Crandall**.

Runner-up Pittsburgh placed three players on the All Star team, including 23-game winners **Babe Adams** and **Lefty Leifield**, and **SS Honus Wagner**.

Third place Chicago was represented by the league's MVP, **RF Frank Schulte**, who led the league in home runs and RBIs, and **LF Jimmy Sheppard**, who hit .305 and drew an astounding 161 walks.

The All Star 3b was Philadelphia's **Hans Lobert**, who just beat out St. Louis 3b Mike Mowrey for All Star honors. Cardinals durable **Ed Konetchy**, who led the league in doubles, earned All Star honors at 1b.

New York's Doyle finished sixth in batting (.301), fifth in hits (178) and third in doubles (34). Pittsburgh's Wagner led the league in triples (24) and was second in OBP (.410), while fielding well at SS. Phillies 3b Lobert was sixth in the league in HR (11) and ninth in runs scored (97).

The righthanded Mathewson and lefthanded Marquard got the Giants to a fantastic start that saw them lead the league from the first day of the season through the end of the campaign. Adams and Leifield were the mainstays of a strong Pittsburgh pitching staff and were a primary reason the Pirates were able to capture second place, ahead of the Chicago Cubs. Reliever Doc Crandall was used as a spot starter by the Giants and threw five shutouts among his 15 starts.

Three members of the NL All Star Team are members of the Hall of Fame: Mathewson, Marquard and Wagner.


Players	Avg	OBP	G	AB	R	H	2B	3B	HR	RBI	BB	K	SB-CS	Sac	SF	HB	E
C Chief Meyers, NY	.299	.382	121	425	54	127	19	11	2	71	45	31	1-1	1	5	15	7
1B Ed Konetchy, StL	.282	.343	t154	624	93	176	41	9	7	110	57	67	20-8	0	10	6	4
2b Larry Doyle, NY	.301	.373	141	591	106	178	34	18	14	87	69	52	44-22	6	4	1	26
SS Honus Wagner, Pitt	.325	.410	132	495	82	161	17	24	6	84	68	47	23-14	1	4	6	26
3B Hans Lobert, Phila.	.273	.344	151	578	97	158	33	5	11	69	60	39	66-15	5	3	4	27
LF Jimmy Sheppard, Chi	.305	.458	152	573	139	175	23	14	3	64	161	63	30-10	3	3	3	3
CF Fred Snodgrass, NY	.304	.392	147	566	89	172	26	9	0	69	75	45	67-20	2	7	12	15
RF Frank Schulte, Chi	.311	.382	t154	659	126	205	38	15	30	121	77	78	23-11	2	5	2	18
Starting pitchers	W-L	ERA	G	GS	CG	Sh	Sv	IP	H	R-ER	HR	BB	SO	HB	WP		
Christy Mathewson, NY	28-7	1.65	41	37	29	6	1	315.7	199	70-58	8	30	185	5	1		
Rube Marquard, NY	22-11	2.24	38	33	24	3	0	301.3	199	81-75	6	107	266	6	3		
Babe Adams, Pitt	23-12	2.02	40	37	28	4	2	333.7	245	95-75	6	94	162	10	1		
Lefty Leifield, Pitt	23-9	2.70	38	37	24	4	0	319.7	255	127-96	13	100	101	10	1		
Reliever																	
Doc Crandall, NY	17-5	2.17	37	15	13	5	3	178.3	120	49-43	5	40	86	3	4		

Most Valuable Player: Frank Schulte, Chicago


Cy Young Award: Christy Mathewson, NY

Reliever Award: Doc Crandall, NY

★ 1911 National League All Star team ★




LF Jimmy Sheckard
Chicago Cubs



CF Fred Snodgrass
New York Giants



RF Frank Schulte
Chicago Cubs




3b Hans Lobert
Philadelphia Phillies



SS Honus Wagner
Pittsburgh Pirates



2b Larry Doyle
New York Giants



1b Ed Konetchy
St. Louis Cardinals




SP Christy Mathewson
New York Giants



C Chief Myers,
New York Giants




SP Lefty Leifield
Pittsburgh Pirates



RP Doc Crandall,
New York Giants



SP Rube Marquard
New York Giants




SP Babe Adams
Pittsburgh Pirates

**Giants Christy Mathews hands-down winner for Cy Young honors.
Chicago slugger Frank Schulte captures 1911 NL MVP award.**

In a replay that included Cy Young pitching in his final season, New York Giants ace **Christy Mathewson** was the hands-down pick for the 1911 NL Cy Young Award

Chicago Cubs RF Frank Schulte, who led the league in home runs and RBIs was also an easy selection for the NL Most Valuable Player.



Mathewson's pitching dominance led the Giants to the NL title. He was the league's top winner with a 28-7 record, and had a league-leading 1.65 ERA, and led the league in shutouts with six. Mathewson exhibited incredible control through the season, walking only 30 batters in 315 innings.

The New York ace won his first eight decisions of the season before he lost 4-3 to the Cubs on May 20. After rebounding with a 6-1 two-hit win over the Cubs four days later, Mathewson went on to win four of his next five decisions to improve to 13-2, but then dropped three in a row, hampered by a Giants slump that only gave him five runs of support in the three combined losses.

Mathewson then reeled off a 10 game winning streak, including back-to-back 4-0 shutouts over Philadelphia and Brooklyn. He won his 20th game on August 10 with a 4-1 four-hitter over the Cardinals. On September 4, Mathewson blanked Chicago 6-0 on three hits and, in his next start, threw a 2-0 one-hitter at Philadelphia, allowing only a single by Sherry Magee in the second inning.

Mathewson even showed some muscle at the plate, hitting a home run off St. Louis righty Roy Golden on May 16. As the season wound down, he beat St Louis 18-1, allowing only five hits and no earned runs, while going 4-4, with a walk and three RBIs. Altogether, Mathewson had 22 hits, 7 RBIs, 5 BB and even a stolen base.

Chicago RF Frank Schulte powered his way to the NL MVP award with a 30 HR and 121 RBIs, tops in both categories. His hitting during the first five months of the season allowed the disappointing Cubs to remain a distant third in the pennant race and carried Chicago for the first two-thirds of the campaign.

Schulte had four-hit games on four different occasions and hit two homers in a single game twice. In July, Schulte hit seven home runs over a 19-game span, capped on July 22 with a three-run HR in the bottom of the ninth to give the Cubs a come-from-behind win over Pittsburgh 6-4. Two weeks later, on August 4, Schulte hit a grand slam, his 21st homer of the season, off Boston's Big Jeff Pfeffer.



By the end of August, Schulte looked like he might be on his way to a Triple Crown. Schulte was tied for the batting title with Boston's Doc Miller at .332 and his totals of 26 HR and 107 were far ahead of anyone else. Schulte hit a slump in September, however, hitting only .220 for the final, while Boston's Miller went on a tear, hitting .391 for September to capture the batting title. Schulte wound up fourth in the batting race at .311.

Schulte led the league in slugging (.551) and total bases (363), and was runner-up in base hits with 205 and runs scored with 126. His 38 doubles ranked only three behind league leader Ed Konetchy.

1911 National League Batting Highlights

Cycle and Three HR in one game: *none*

Two home runs in one game (*pitchers noted in italics*)

<u>Date</u>	<u>Batter</u>	<u>Opponent</u>	<u>Description</u>
Apr 21	Larry Doyle, NY	Bos	Two 2R HRs, triple, 3 runs, 4 RBI
May 2	Larry Doyle, NY	Bos	Two solo HRs, 2 RBI
May 9	Steve Evans, StL	Bos	Two 3R HRs, 6 RBI
May 19	<i>Buster Brown, Bos</i>	Cinc	3R HR, solo HR, BB, 4 RBI
June 6	Max Carey, Pitt	StL	3R HR, solo HR
June 17	Dots Miller, Pitt	Phila	2R HR, solo HR, BB, 3 RBI
June 30	Frank Schulte, Chi	Bkn	Two 2R HRs, 2b, drove in all four runs in 4-2 win
July 8	Frank Schulte, Chi	Phila	Two solo HRs, RBI double
July 16#2	Fred Merkle, NY	Phila	2R HR, solo HR
July 31	Dode Paskert, Phila	Cinc	Grand slam HR, solo HR, 5 RBI
Aug 2	Fred Beck, Phila	Cinc	Two solo HRs
Aug 27	Sherry Magee, Phila	Cinc	Two solo HRs, both off Bert Humphries
Sept 9	Dots Miller, Pitt	Cinc	2R HR, solo

Five or more RBI in one game (*pitchers in italics*)

<u>Date</u>	<u>Batter</u>	<u>Opponent</u>	<u>RBI</u>	<u>Description</u>
Apr 12	Dots Miller, Pitt	Cinc	5	3R HR, two run single
May 2	Art Fletcher, NY	Bos	6	2R single, 2R double, 2R HR, 4-6
May 2	Otto Knable, Phila	Bkn	5	2R single, 2R double, RBI single, 3-5
May 9	Steve Evans, StL	Bos	6	Two 3R HRs
May 15	Dots Miller, Pitt	Phila	5	Grand slam HR, RBI single
May 26	Fred Luderus, Phila	NY	5	3R HR, RBI single, RBI sac
May 31#2	<i>Rube Marquard, NY</i>	Bkn	5	3R HR, 2R triple
May 31#2	Mike Simon, Pitt	Chi	5	3R HR, 2R single. HR was walk off game winner.
June 7	Larry Doyle, NY	Bos	6	5-6, 2R HR, 3b, three singles, 3 runs
June 7	Fred Merkle, NY	Bos	8	3R triple, two 2R singles, RBI single, 4-6
June 17	Heinie Zimmerman, Chi	Bos	8	5-5, 3R HR, three triples, 2b, 15 total bases
June 27	<i>Bill Steele, StL</i>	Phila	5	4-5, 2R double, RBI triple, two RBI singles
June 27	Steve Evans, StL	Phila	7	5-7, 3R HR, 2R single, two RBI singles, 3 runs
July 4#1	Jimmy Archer, Chi	Bos	7	5-5, 3R double, RBI 2b, 2R single, RBI single
July 7	Dick Egan, Cinc	Bos	5	4-5, 3R 2b, 2R single, two singles, 2 runs
July 20	Jim Doyle, Chi	StL	5	4-5, GS HR, RBI double, BB, 2 runs, 5 RBI
July 27	Chief Meyers, NY	Bos	6	3R HR, three RBI singles
July 27	Tommy Clarke, Cin	Chi	5	3R HR, RBI 2b, RBI single
July 28	Red Murray, NY	Bos	7	4-5, 3R HR, 2R single, RBI single, SF, 3 runs
July 29	Jimmy Sheekard, Chi	Cinc	5	3R HR, RBI triple, FC RBI
July 31	Larry Doyle, NY	Pitt	6	Two 2R HRs, RBI triple, RBI single
July 31	Buck Herzog, NY	Pitt	5	RBI double, four RBI singles
July 31	Dode Paskert, Phila	Cinc	5	Grand slam HR, solo HR
Aug 1	Ed Konetchy, StL	Bos	7	Grand slam HR, 2R single, RBI single
Aug 1	Rube Ellis, StL	Bos	5	4-6, 2R single, three RBI singles, 5 runs
Aug 7	Larry Doyle, NY	Bos	5	2R HR, 2R single, BB with bases loaded
Aug 9	Zack Wheat, Bkn	Pitt	5	4-4, 2R HR, RBI triple, 2R single
Aug 29	Ed Konetchy, StL	Bkn	5	3R HR, 2 RBI singles, 4 runs, 2BB, SB
Aug 29	Mike Mowrey, StL	Bkn	5	3R triple, RBI single, SF
Sept 27#2	Fred Merkle, NY	Bos	5	Grand slam HR, SF

Grand slam home runs

<u>Date</u>	<u>Batter</u>	<u>Opposing pitcher</u>
May 15	Dots Miller, Pitt	Grover Cleveland Alexander, Phila
May 24	Fred Luderus, Phila	Bob Harmon, StL
July 20	Jim Doyle, Chi	Grover Lowdermilk, StL
July 31	Dode Paskert, Phila	George Suggs, Cinc
Aug 1	Ed Konetchy, StL	Orlie Weaver, Bos

Aug 4 Frank Schulte, Chi Big Jeff Pfeffer, Bos
 Sept 27#2 Fred Merkle, NY Jigg Parson, Bos

Back-to-back home runs

<u>Date</u>	<u>Batters</u>	<u>Opposing pitcher</u>	<u>Description</u>
May 13	Jim Doyle, Joe Tinker, Chi	Al Mattern, Bos	Doyle 2R HR, Tinker solo HR
July 28	Red Murray, Fred Merkle, NY	Lefty Tyler, Bos	Murray 3R HR, Merkle solo HR
July 31	Fred Beck, Hans Lobert, Phila	George Suggs, Cinc	Both solo HRs
Aug 26	Red Murray, Fred Merkle, NY	Babe Adams, Pitt	Murray 2R HR, Merkle solo HR
Sept 17	Frank Schulte, Solly Hofman, Chi	Sandy Burk, Bkn	Schulte 2R HR, Hofman solo HR

Leadoff home runs

<u>Date</u>	<u>Batter</u>	<u>Opposing pitcher</u>
May 4#1	Josh Devore, NY	Cliff Curtis, Bos
May 13	Bill Sweeney, Bos	Three-Finger Brown, Chi

Pinch hit home runs

<u>Date</u>	<u>Batter</u>	<u>Opposing pitcher</u>	<u>Description</u>
Apr 29	Jimmy Walsh, Phila	Al Mattern, Bos	Capped five-run inning in 12-2 win
May 4	Al Kaiser, Chi	George McQuillan, Cinc	Ninth inning 2R HR in 14-6 loss
June 2	Harry Welchonce, Phila	Hub Perdue, Bos	3R HR in 9 th to lift Phils to 6-5 comeback win
June 9	Patsy Flaherty, Bos	Bob Harmon, StL	2R HR in B 9 th to end Boston 16G losing streak
Aug 4	Sherry Magee, Phila	Elmer Steele, Pitt	3R HR , 2 out, bottom 9th for dramatic 9-8 win
Aug 15	Fred Beck, Phila	Bill Steele, StL	2R HR, two out, bottom 9 th for 7-6, 11-inn. win
Sept 6	Mike Almeida, Cinc	Nap Rucker, Bkn	Walk-off 2R HR , 2 out, bottom 9 th for 5-3 win
Sept 12	Jack Bliss, StL	Lefty Lefield, Pitt	Solo HR in 7 th in 9-4 loss to Pirates

Home runs by pitcher

<u>Date</u>	<u>Batter</u>	<u>Opposing pitcher</u>	<u>Description</u>
Apr 20	King Cole, Chi	George McQuillan, Cinc	3R HR in second inning
May 1	Claude Hendrix, Pitt	Roy Golden, StL	3R HR in 5th inning in 9-1 win
May 31#2	Rube Marquard, NY	Bill Schardt, Bkn	3R HR in sixth inning in 15-2 win
July 29	Harry McIntire, Chi	Art Fromme, Cinc	Solo HR in second in 9-4 win
Sept 4	Bill Steele, StL	Cliff Curtis, Phila	3R HR in 7 run 1 st inning in 12-11 win
Sept 6	Rube Marquard, NY	Lew Richie, Chi	2R HR in 9 th inning in 7-1, 5-hit win
Sept 25	Marty O'Toole, Pitt	Al Mattern, Bos	2R HR in 10-4 win s
Sept 26	Claude Hendrix, Pitt	Hub Perdue, Bos	Solo HR in 6-5 win

Five or more hits in one game

<u>Date</u>	<u>Batter</u>	<u>Opponent</u>	<u>Description</u>
Apr 19	Ed Konetchy, StL	Pitt	5-5, two 2b, three singles, 2 runs, 4 RBI in 10-2 win
May 6	Buck Herzog, Bos	StL	5-5, 2b, HR, three singles, HBP, 4 runs, 2 RBI
May 11	Buck Herzog, Bos	Chi	5-6, five singles, 2 runs, 3 RBI, HBP
May 11	George Jackson, Bos	Chi	5-6, 2b, 3b, three singles, 3 runs, 4 RBI
May 11	<i>Buster Brown, Bos</i>	Chi	5-6, two doubles, three singles, 4 runs, 3 RBI
May 18	Jim Doyle, Chi	Phila	5-5, 2b, run, SB
May 20	Fred Beck, Cinc	Bkn	5-5, five singles, run
May 29	Jake Daubert, Bkn	Bos	5-6, 3R HR, four singles, 4 runs, 3 RBI
June 3#1	Miller Huggins, StL	Cinc	5-7, five singles, 2 runs, RBI
June 7	Larry Doyle, NY	Bos	5-6, 2R HR, 3b, three singles, 3 runs, 6 RBI
June 7	Red Murray, NY	Bos	5-6, 3b, 2b, three singles, 5 runs , BB, 2 RBI
June 7	Chief Meyers, NY	Bos	5-7, 2b, four singles, 2 runs, 2 RBI
June 17	Heinie Zimmerman, Chi	Bos	5-5, 3R HR, three triples, 2b, 8 RBI, 15 total bases
June 23	Bill McKechnie, Pitt	Bos	5-5, 2b, 3b, three singles, BB, 2 runs, RBI
June 27	Steve Evans, StL	Phila	5-7, 3R HR, 2R single, two RBI singles, 3 runs, 7 RBI
July 4#1	Jimmy Archer, Chi	Bos	5-5, two doubles, three singles, BB, 7 RBI
July 4#2	Joe Tinker, Chi	Bos	5-5, 2b, 3b, three singles, BB, 5 runs , 2 RBI
July 7	Josh Devore, NY	StL	5-6, 2R triple, four singles, 2 runs, 3 RBI, SB
July 19	Doc Miller, Bos	Bkn	5-5, five singles, run
July 22	Harry Spratt, Bos	Phila	5-5, five singles, 3 runs
July 31	Larry Doyle, NY	Pitt	5-6, two 2R HRs , RBI triple, RBI single, 6 RBI

Five hits in one game, continued

July 31	Buck Herzog, NY	Pitt	5-5, RBI double, four RBI singles, 5 RBI
Aug 7	Peaches Graham, Chi	Bos	5-5, five singles, run
Sept 12	Bill Sweeney, Bos	NY	5-6, 3b, 2R 2b, three singles, 3 runs in 11-10 win
Sept 16	Doc Miller, Bos	StL	5-5, HR, 2b, three singles, BB, 4 RBI
Sept 25	Dots Miller, Pitt	Bos	5-6, five singles, 2 runs, 2 RBI

Notable performances, team

<u>Date</u>	<u>Team</u>	<u>Opponent</u>	<u>Description</u>
Apr 12	NY	Phila	5 doubles on Opening Day to bury Grover Cleve. Alexander 8-0
Apr 19	NY	Bos	Eight straight hits scored 7 runs in 5 th inning in 10-5 win
Apr 29	Phila	Bos	21 hits , 3 HRs, (Lobert 2R HR, Titus 2R HR, Walsh PH HR) in 12-2 win
May 2	StL	Pitt	21 hits , 10 unearned runs in 16-5 win
May 2	NY	Bos	21-3 win, 25 hits, 5 HR
May 6	Phila	Cinc	23-4 win, 28 hits , 16 runs in final two innings
May 9	StL	Bos	21 hits in 15-1 win; Evans 3 HR, 6 RBI
May 12	Bos	Chi	19-11 victory, 26 hits , G. Jackson, Herzog, Buster Brown 5 hits each
May 27	Chi	StL	12-1 win, 21 hits , scored seven runs in first four innings
May 29	Bkn	Bos	14-5 win, 25 hits , Daubert 5 hits, three players with four hits each
June 3#1	Phila	Bos	19-5 win, scored 9 runs in third inning
June 7	NY	Bos	22-4 win, 33 hits , 26 singles, Doyle, Murray, Meyers 5 hits each
June 15	Chi	Bos	20 hits in 13-5 win, Reulbach 3-4, 2 RBI
June 16	Chi	Bos	7-1 win, 20 LOB , five times with bases loaded
June 17	Chi	Bos	10 run third inning in 16-8 win
June 27	StL	Phila	21-7 win, 25 hits , Evans 5 hits, 7 RBI; P Bill Steele 4 hits, 5 RBI
July 1	NY	Pitt	17-3 win, 23 hits , Meyers and Marquard each with 4 hits
July 4#1	Chi	Bos	21-2 win , 19 hits, Joe Tinker 5 hits, Lefty Good 4 hits
July 4#2	Chi	Bos	18-4 win, Cubs scored scored 39 runs in DH sweep of Boston
July 27	NY	Bos	18-1 win, 23 hits , 7 XBH, scored in each of first eight innings
July 28	NY	Bos	20-1 win, 22 hits , Murray and Merkle back to back HRs, Murray 7 RBI
July 31	NY	Pitt	17-1 win, 22 hits , Doyle 5-6, 6 RBI, Herzog 5-5, 5 RBI
Aug 1	StL	Bos	29-6 win, 31 hits, 10 runs in 1st inning , 13 BB, 5 batters with 4 hits
Aug 4	Chi	Bos	16-8 win, 21 hits , Schulte GS HR, H. Zimmerman, Archer 4 hits each
Aug 7	Chi	Bos	10-2 win, 20 hits , Larry Doyle 5 RBI, Peaches Graham 5-5
Aug 11	NY	StL	Five stolen bases in first inning , seven in game in 7-3 loss to Cards
Aug 15	Pitt	Bos	15-12 loss, 21 hits, 15 LOB , Boston committed five errors
Aug 29	StL	Bkn	21-3 win , Konetchy, Mowrey both with 5 RBI
Sept 1	NY	StL	10 stolen bases in 10-9, 11-inning win
Sept 1	StL	NY	20 hits in 10-9, 11-inning loss
Sept 5	Cinc	Bkn	21 hits in 16-2 win, 16 singles, 3 doubles, 2 triples
Sept 5	Bos	Pitt	18-0 win, 9 runs in 9th inning , Sweeney 5-6, Perdue with shutout
Sept 25	Pitt	Bos	23 hits (19 singles, 4 XBH) in 10-4 win, 16 left on base
Sept 30	Chi	Cinc	Scored 8 runs in ninth inning for 11-4 win
Oct 1	StL	Pitt	Scored 8 runs in 7th inning for 11-7 win; final game of replay

Notable individual batter performances (*pitchers noted in italics*)

<u>Date</u>	<u>Batter</u>	<u>Opponent</u>	<u>Description</u>
Apr 13	John Hummel, Bkn	Bos	Stole home to give Dodgers the lead in 6-4 win
Apr 19	Red Murray, NY	Bos	4-5, 2b, three singles, run, RBI
Apr 19-20	Ed Konetchy, StL	Pitt	Eight straight hits (5-5, Apr 19, 3-5 Apr 20)
Apr 20	Red Dooin, Phila	Bkn	4-4, 2b, three singles, run, 2 RBI
Apr 20	Joe Tinker, Chi	Cinc	4-5, 2b, three singles, 2 runs, 3 RBI
Apr 20	Jimmy Sheckard, Chi	Cinc	2-2, 4 BB , 3 runs, RBI
Apr 21	Tom Needham, Chi	Cinc	4-4, Two 2b, 2 singles, RBI, GWRBI in 8 th
Apr 26	Jimmy Esmond, Cinc	StL	Stole home in 8 th inning on botched squeeze play
Apr 28	Otto Knable, Phila	Bos	4-5, four singles, BB, run, RBI
Apr 28	Patsy Flaherty, Bos	Phila	4-5, four singles, GWRBI in 11 th
Apr 29	John Titus, Phila	Bos	4-5, three singles, 2R HR, 2 runs, 3 RBI
May 2	<i>Slim Sallee, StL</i>	Pitt	4-5, four singles, run, RBI
May 2	Art Fletcher, NY	Bos	4-6, 2R 2b, 2R HR, 2R single, 6 RBI
May 4#2	Frank Schulte, Chi	Cinc	4-4, four singles, BB

Notable individual batter performances (pitchers noted in italics), continued

May 4#2	Owen Wilson, Pitt	StL	4-5, four singles, 2 runs, SB
May 4#2	Roger Bresnahan, StL	Pitt	4-5, two 2b, 3b, 2 RBI
May 6	Otto Knabe, Phila	Cinc	4-7, 2b, four singles, 6 RBI
May 6	Lefty Good, Bos	StL	4-5, 2b, three singles, 3 RBI
May 8	John Titus, Phila	Cinc	4-4, two doubles, two singles, SF, 2 RBI
May 11	Lefty Good, Bos	Chi	4-5, two triples, 3 runs, RBI
May 11	Jimmy Archer, Chi	Bos	4-5, four singles
May 16	John Titus, Phila	Chi	4-4, two doubles, two singles, 2 RBI
May 16	Buck Herzog, Bos	Cinc	4-4, four singles, 3 runs, HBP, 4 SB
May 17	Max Carey, Pitt	Bkn	4-6, 2R triple, three singles, 3 RBI, GWRBI in 11 th
May 22	Steve Evans, StL	Phila	4-5, four singles, run, 2 RBI, SB
May 22	Zack Wheat, Bkn	Cinc	4-5, 2R triple, two singles, 3 RBI
May 26	Sherry Magee, Phila	NY	4-5, 2b, three singles, 2 runs, RBI
May 27	Zack Wheat, Bkn	Bos	4-4, four singles, 2 runs, 2 RBI, SB
May 27	Tommy Leach, Pitt	Cinc	4-4, HR #1, three singles
May 29	Al Burch, Bkn	Bos	4-6, four singles, 4 RBI
May 29	Red Smith, Bkn	Bos	4-6, four singles, run, RBI
May 29	<i>Elmer Knetzer, Bkn</i>	Bos	4-6, four singles, 2 runs
May 31#2	George Jackson, Bos	Phila	4-5, 3R HR, 2b, two singles, 2 runs, 3 RBI
June 2	Honus Wagner, Pitt	Chi	4-4, four singles, run, 2 RBI, SB
June 3#1	Dode Paskert, Phila	Bos	2-3, two singles, 3 BB, 5 runs , RBI
June 3#1	Fred Luderus, Phila	Bos	4-4, 2R triple, RBI 2b, two singles, BB, 4 RBI
June 3#1	Harry Welchonce, Phila	Bos	4-5, four singles, 2 runs, 3 RBI
June 7	Fred Merkle, NY	Bos	4-6, 3R triple, two 2R singles, RBI single, 8 RBI
June 9	Mike Mitchell, Cinc	Phila	4-5, 2R double, three singles, BB
June 12	Johnny Bates, Cinc	Phila	4-5, 3b, three singles, RBI
June 13	Ed Konetchy, StL	Bos	4-5, four singles, 3R, 2 RBI
June 13	John Hummel, Bkn	NY	Stole home in 3-2, 12-inning loss to NY
June 14	Jim Doyle, Chi	Bos	4-5, 3R HR, three singles, 3 RBI
June 14	Newt Hunter, Pitt	Phila	4-4, 2b, 3b, two singles, BB, 2 runs, SB
June 15	Jimmy Sheekard, Chi	Bos	4-5, two doubles, two singles, 3R, BB
June 16	Joe Tinker, Chi	Bos	4-6, four singles, run, 2 RBI
June 16	Dave Shean, Chi	Bos	4-4, four singles, 3 RBI, 2 BB
June 17	Patsy Flaherty, Bos	Chi	4-5, 2R HR, 2R single, 4 RBI
June 17	Frank Schulte, Chi	Bos	4-5, 2b, three singles, 4 runs
June 19	Al Kaiser, Bos	Cinc	4-6, 3b, three singles, 2 runs, 2 RBI
June 23	George Jackson, Bos	Pitt	4-5, HR, three singles, 4 runs
June 24	<i>Jack Ferry, Pitt</i>	Bos	4-5, 3b, three singles, 2 runs, 3 RBI
June 24	Jake Daubert, Bkn	Cinc	4-6, four singles, 2 runs
June 26	Mike Mitchell, Cinc	Brook	4-5, four singles, run, 3 RBI
June 26	Bobby Byrne, Pitt	Bos	4-5, 2b, three singles, SB, 2 runs
June 27	<i>Bill Steele, StL</i>	Phila	4-5, 2R double, RBI triple, two RBI singles, 5 RBI
July 1	Bill Sweeney, Bos	StL	4-5, 2b, three singles, 2 runs RBI
July 1	Chief Meyers, NY	Pitt	4-6, three doubles, single, 2 runs, 2 RBI
July 1	<i>Rube Marquard, NY</i>	Pitt	4-6, 2R triple, three singles, 3 runs, 3 RBI
July 3	Art Fletcher, NY	Pitt	3-5, 3R HR, 2b, single, BB, 5 runs
July 4#1	Heinie Zimmerman, Chi	Bos	4-5, four singles, BB, 2 runs, 2 RBI
July 4#2	Lefty Good, Chi	Bos	4-6, solo HR, three singles, 4 runs, 2 RBI
July 6	Rebel Oakes, StL	Bkn	4-5, four singles, 2 runs, 3 RBI
July 6	<i>Bill Steele, StL</i>	Bkn	3-5, 2b, 3b, 3R HR, 4 RBI
July 7	Fred Merkle, NY	StL	4-6, 2b, three singles, 2 runs
July 7	Dick Egan, Cinc	Bos	4-5, 3R 2b, 2R single, two singles, 2 runs, 5 RBI
July 7	Larry McLean, Cin	Bos	4-5, four singles, 2 runs, 3 RBI
July 10	Mickey Doolan, Phila	Chi	4-4, 2b, three singles, BB, 2 runs, RBI
July 10	Red Dooan, Phila	Chi	4-5, four singles, run, 2 RBI
July 10	Tommy Leach, Pitt	Bkn	4-5, 2b, three singles, 2 runs, RBI, 2 SB
July 10	Fred Clarke, Pitt	Bkn	4-5, two doubles, two singles, 3 R, 3 RBI
July 10	Al Kaiser, Bos	Cinc	3-5, three triples , 2 runs, 2 RBI
July 11	Owen Wilson, Pitt	Bkn	4-4, four singles, BB, RBI
July 13	Frank Schulte, Chi	NY	4-4, 3R HR off Christy Mathewson, three singles, BB

Notable individual batter performances (pitchers noted in italics), continued

July 14	Bill Sweeney, Bos	Pitt	4-5, four singles, SB, 2 runs, 2 RBI
July 16#2	Fred Merkle, NY	Phila	4-5, 2R HR, solo HR , BB, 3 RBI
July 16#2	Jim Doyle, Chi	StL	4-4, four singles, run
July 16#2	Honus Wagner, Pitt	Cinc	4-4, four singles, 3 RBI
July 18	Jimmy Sheckard, Chi	StL	4-5, 2b, three singles, run, RBI
July 20	Steve Evans, StL	Chi	4-6, four singles, 2 runs, RBI
July 20	Jim Doyle, Chi	StL	4-5, GS HR , RBI double, BB, 2 runs, 5 RBI
July 22	Red Dooin, Phila	Bos	4-5, four singles, run, 3 RBI
July 25	Hans Lobert, Phila	Bos	4-5, four singles, RBI
July 25	Fred Merkle, NY	Bos	4-7, HR, two RBI singles, single, 2 runs 3 RBI
July 27	Chief Meyers, NY	Bos	4-5, 3R HR, three RBI singles, HBP, 6 RBI
July 28	Red Murray, NY	Bos	4-5, 3R HR, 2R single, RBI single, SF, 7 RBI
July 28	Frank Schulte, Chi	Cinc	4-4, 2b, three singles, 2 BB, 2 runs, RBI
July 31	Doc Miller, Bos	StL	4-6, four singles, BB, 2R, RBI
July 31	Jack Bliss, StL	Bos	4-5, four singles, 2 BB, 2 runs
Aug 1	Zack Wheat Bkn	Chi	4-5, RBI 3b, RBI 2b, two singles, 2 runs, 2 RBI
Aug 1	Miller Huggins, StL	Bos	4-6, four singles, BB, 3 runs, RBI
Aug 1	Rube Ellis, StL	Bos	4-6, four singles, 5 runs , 2 BB, 5 RBI
Aug 1	Steve Evans, StL	Bos	4-5, four singles, BB, 3 runs, 2 RBI
Aug 1	Rebel Oakes, StL	Bos	4-8, four singles, 2 runs, 3 RBI
Aug 1	Stub Hauser, StL	Bos	4-7, 3b, three singles, 4 runs, 2 RBI
Aug 1	Bill McKechnie, Pitt	NY	4-5, two doubles, two singles, run
Aug 2	Lefty Good, Chi	Bkn	4-5, four singles, 2 runs, SB, RBI
Aug 3	Steve Evans, StL	Chi	4-5, 3b, three singles, run, 2 RBI
Aug 4	Heinie Zimmerman, Chi	Bos	4-6, four singles, 2 runs, RBI, SB
Aug 4	Jimmy Archer, Chi	Bos	4-5, four singles, 3 runs, 2 RBI
Aug 9	Zack Wheat, Bkn	Pitt	4-4, 2R HR, RBI triple, 2R single, 5 RBI
Aug 10	Bill Sweeney, Bos	Cinc	4-5, four singles, 3R runs, BB, SB
Aug 12	Jimmy Sheckard, Chi	Phila	4-6, four singles, BB, run
Aug 12	Mickey Doolan, Phila	Chi	4-5, 2b, three singles, SB, run
Aug 13	Fred Clarke, Pitt	Bos	4-5 four singles, 3 runs, SB
Aug 15	Bill Sweeney, Bos	Pitt	4-6, two triples, 4 runs, RBI
Aug 18	Hans Lobert, Phila	NY	4-5, 2b, three singles, run, SB
Aug 19	Jimmy Sheckard, Chi	StL	2-2, 4 BB , 3 runs
Aug 19	Heinie Zimmerman, Chi	StL	0-4, hits into 3 GIDP
Aug 20	Mike Mowrey, StL	Cinc	4-5, 2b, triple, 2 singles, 2 runs, 2 RBI
Aug 21	Bunny Madden, Phila	Bos	4-6, four singles, run, RBI
Aug 23	Art Devilin, NY	Bos	4-4, 2R HR, three singles, 4 RBI
Aug 27	Bob Bescher, Cinc	Phila	Stole home in 6-5, 10-inning win
Aug 28	Scotty Ingerton, Bos	Chi	4-5, 3b, three singles, BB, run, RBI
Aug 30	Mike Donlin, Bos	Chi	4-4, 2b, three singles, BB, run
Aug 30	Solly Hofman, Chi	Bos	3-3, 3 BB, HBP, SB, reached base six times
Sept 1	Ed Konetchy, StL	NY	4-6, 2b, 3b, two singles, run, RBI
Sept 3	Fred Merkle, NY	StL	4-5, three 2b, 2 runs, 3 RBI
Sept 3-6	Sherry Magee, Phila	Chi, StL	Home runs in four straight games
Sept 4	Sherry Magee, Phila	StL	4-5, Solo HR, three singles, SB, 3 runs, 2 RBI
Sept 5	Doc Miller, Bos	Pitt	4-7, 3b, three singles, 3 runs, 2 RBI
Sept 8	Beals Becker, NY	Phila	4-5, 2R HR, 2R single, 2b, 4 RBI
Sept 9	Dick Hoblitzell, Cinc	Pitt	4-5, 3b, three singles, 2 runs, 2 RBI
Sept 9	Steve Evans, StL	Chi	4-6, 2R 2b, 3b, two singles, 4 RBI
Sept 13	Johnny Bates, Cinc	Chi	4-5, 2b, three singles, RBI
Sept 19	Mike Mitchell, Cinc	NY	4-5, 2b, 3b, two singles, SB, 2 runs, 2 RBI
Sept 20	Eddie Grant, Cinc	NY	4-4, 3b, three singles, BB, run, RBI
Sept 23	<i>Christy Mathewson, NY</i>	StL	4-4, four singles, BB, 2 runs, 4 RBI
Sept 24	Honus Wagner, Pitt	Bos	4-6, four singles, BB, run 4 RBI
Sept 24	Doc Miller, Bos	Pitt	4-4, two 2b, two singles, 4 RBI
Sept 25	George Gibson, Pitt	Bos	4-4, HR, three singles, BB, 4 RBI
Sept 26	Solly Hofman, Chi	NY	4-6, 2b, three singles, run, RBI
Sept 27#1	Mike Donlin, Bos	NY	4-5, HR, 2b, two singles, SB, 2 runs, RBI
Sept 27#1	Art Fletcher, NY	Bos	4-5, 3b, three singles, 2 runs, 2 RBI

Notable individual batter performances (pitchers noted in italics), continued

Sept 27#2	Grover Hartley, NY	Bos	4-4, three doubles, single, run, 2 RBI
Sept 29	Mike Mitchell, Cinc	StL	4-5, bases loaded 3b, three singles, 2 runs
Sept 30	Mike Donlin, Bos	Bkn	4-5, solo HR, three singles
Oct 1	Mike Mowrey, StL	Pitt	4-4, 3b, three singles, 2 BB, run, RBI

1911 National League Batting Notes

Season Chicago's Frank Schulte slams 30 HR; leads league in HRs, slugging

Chicago Cubs RF **Frank Schulte** hit 30 round-trippers, tops in the NL with. In addition, the Chicago slugger also led the NL in RBIs (121), slugging (.551), and was second in doubles with 38. The power performance earned Schulte MVP honors. Among Schulte's standout accomplishments in the replay:

June 20	Two 2R HR in a 4-2 win over Brooklyn, accounting for all of the Cubs runs
July 8	Two HR in a 4-3 loss to Philadelphia
July 22	3R HR #20 with one out, bottom 9 th to beat Pittsburgh 6-4
Aug 4	Grand slam HR off Boston's Big Jeff Pfeffer in a 16-8 win
Aug 4-25	Six HR in a 19-game span, leading the Cubs to a 14-5 surge
Sept 16-23	Three HR in a one-week span

Season Cubs Jimmy Sheckard amasses 161 BB

Cubs LF **Jimmy Sheckard** was the NL's premier leadoff hitter, totaling a remarkable 161 BB while compiling a league-leading .458 on-base percentage. Sheckard reached 100 BB in the Cub's 84th game on July 15. His walked rate only slowed slightly for the rest of the campaign, walking 61 times in the team's final 71 games. Sheckard's on-base presence led to a league leading 139 runs.



Owen Wilson, Pitt

Season Pirates Owen Wilson's solid outfield play anchors Buc defense

Pittsburgh RF Owen Wilson led the league with 18 outfield assists, twice throwing two runners in a game to preserve Pirate wins. As the season progressed, opposing baserunners increasingly stopped trying to go from first to third or from second to home to avoid Wilson's cannon arm.

Giants Fred Merkle late game heroics win five games in first half

NY 1b Fred Merkle was tough in the clutch in the first half of the season, either winning or tying five different games, all won by the Giants.

Apr 25	2R HR in 11 th off Ad Brennan beat Philadelphia 5-3
Apr 28	HR in 10 th , off George Bell, tied game in 7-6 11-inning win over Brooklyn
June 3#1	Sac fly in 12 th scored Josh Devore to beat Brooklyn 3-2
June 10	RBI single in 10 th , off Babe Adams, beat Pittsburgh 3-2
June 17	3R HR in bottom of 9 th , off George McQuillan, lifts NY to 7-5 come-from-behind win

Individual highlights

Apr-May	Pittsburgh pinch-hitter Vin Campbell drove in the game-winning run twice in a 15-game span in early season going. On Apr. 24, Campbell's pin ch-hit single in the bottom of the ninth gave Pittsburgh a 5-4 come-from-behind win v. Cincinnati. Two weeks later, Campbell did it again, singling home the winning run in the bottom of the ninth as Pittsburgh beat NY 4-3.
Apr 27-May 2	Phillies 2b Otto Knabe went 15-30, .500 for a six-game stretch, driving in six runs as the Phils won four of six against Boston, Brooklyn, and New York
May 16-19	Chicago 3b Jim Doyle went 10-19, .526, including three doubles, in a four-game series against Philadelphia, highlighted by a 5-5 outburst on May 18 in an 8-4 Cubs win.

- May St. Louis RF **Steve Evans** had an incredibly productive start to the season, **driving in 51 runs in the Cardinals first 48 games.** In a four-game series against Boston, including a pair of 3R home runs on May 9 in a 15-1 pasting of the Rustlers. Later in the month, in a four-game series hosting Philadelphia, Evans went 8-16, .500, driving in six runs. He capped the month by going 10-18, .556, and driving in nine more runs in a four-game sweep over the Cubs.
- Evans May totals: .327 with 32 RBIs in 27 games.
- May -June Philadelphia 1b **Fred Luderus** led the Phils to their most productive stretch of the 1911 season, a 13-6 run **from May 24-June 13. Luderus drove in 34 runs in the 19 games, going 32-71, .450.** Luderus hit three home runs, including a grand slam off of St. Louis Bob Harmon on May 24, to kick start his hot streak.
- May 22-24 Pirates LF **Max Carey** had a five-game stretch going 11-22, .500. After going 2-4 with a HR in an 8-1 win over Brooklyn, Carey was 8-19 in a four-game sweep over the Rustlers, plus four BB.
- May 22-29 Dodgers 1b **Jake Daubert** led Brooklyn to a five out of six wins, going **19-36, .528 in the six-game stretch.** On May 29, Daubert was 5-6 with 8 RBIs as the Dodgers pummeled Boston 14-5.
- May 26-27 Pittsburgh CF **Tommy Leach** was the key player in two straight Buc wins over Cincinnati. On May 26, Leach hit an RBI single in the 10th to lift the Pirates to a 3-2 win over the Reds. The next day, Leach went 4-4 and hit a solo HR off Cincinnati's Bobby Keefe in the ninth to give Pittsburgh the lead in a 7-5 win.
- May 26-29 Brooklyn infielder **Dolly Stark** scored **10 runs** in a four-game sweep over Boston, going 10-22, .455, while driving in a pair of runs.
- June 13-17 Inserted into the lineup in place of slumping Bill McKechnie at 1b, **Newt Hunter** hit .429 (9-21) in a five-game stretch in mid-June as the Bucs won three of five. Hunter's output included two triples and 4 BB.
- July 5-14 Cincinnati CF **Johnny Bates** had a nine-game hitting streak that led the Reds to a 6-3 record, including a pair of victories over pennant-winning NY. Bates was 16-38, .421 during the streak. He scored 10 runs in nine games, hit four triples, a pair of home runs and drove in 7 runs.
- July 7, 16 New York LF **Josh Devore** had two five-hit games in a nine-game span, going 5-6 with a double and triple in a 10-6 win over St. Louis on July 7 and, nine days later, going 5-6 with 4 RBI and 2 SB in a doubleheader second game win over the Phillies 12-2
- July 7-11 Boston RF **Doc Miller** was 10-18, with five doubles, 4 runs, 3 RBIs, but the Rustlers lost three of four to the Dodgers.
- July 21-26 Chicago's **Jim Doyle** was 7-10 with three triples, 5 RBI, 6 BB in a four-game series v. Pittsburgh.
- July 26-28 The Giants power-hitting 2b **Larry Doyle** homered in three consecutive games, all against Boston. In the Giants four-game series sweep over the Rustlers, Doyle was 11-23 (.478), with 2 triples, 3 HR, 6 RBIs, and 4 BB. After a day off on July 30, Doyle again swung a hot bat, this time against Pittsburgh, going 5-6 with two home runs and six RBI. *Over the five-games, Doyle was 16-29, .552, with five HR and 12 RBIs.*
- Jul 21-Aug 3 St. Louis 1b **Ed Konetchy** drove in 13 runs in a four-game series split at Boston.
- Sept 3-19 Cardinals 2b **Miller Huggins** reeled off a 12 game hitting streak, going 21-52, .404 as St. Louis won eight of 12 and lifted themselves into fourth place. During the streak, Huggins walked 13 times and had an OBP of .523, scoring 15 runs.
- Sept 5, 12 Boston 2b **Bill Sweeney** chalked up two five-hit games in a week's span. Sweeney went 5-6, driving in three runs in Boston's best day of the season, on Sept. 5, winning 18-0. Seven days later, Sweeney led the hapless Rustlers to an 11-10, 10-inning win over NL champ New York, going 5-6, 2ith a double, triple, two RBIs, and three runs.



Steve Evans. StL.

- Sept 21-25 As the 1911 season wound down, Pittsburgh's **Dots Miller** heated up. In the midst of a nine-game Pirate winning streak, Miller had a five-game stretch during which he was 14-24, .583. The highlight of the run was a 5-6 outburst, all singles, against Boston on Sept. 25.
- Sept 24-26 Light-hitting Chicago C **Jimmy Archer** drove in seven runs in three games in a three-game sweep over the pennant-winning NY Giants.
- September The Rustlers **Doc Miller hit .391 over the final month to capture the NL batting title**. At the end of August, Miller was tied for the NL batting lead with Chicago's Frank Schulte at .332. Miller went 45-115, .391 over the final month while Schulte went 27-123, .220, to slide to .311.
- Miller hit .368 over the final two months, vaulting him past Honus Wagner and Schulte, who had led the NL in batting for the first four months of the campaign
- Misc. Brooklyn's **John Hummel twice stole home**. On April 13, the second day of the season, Hummel stole home to give the Dodgers the lead in a 6-4 win over Boston. On July 5, Hummel stole home in a tough 3-2, 12-inning loss to New York.

Team highlights

- Apr 12-30 New York reeled off 15 wins in 17 games to start the season. The fast start included an 11 game win streak from Apr 19-30. The quick start gave the Giants a five-game lead over Pittsburgh by the end of April, a deficit that was simply too much for the Pirates to overcome.
- Apr-May Boston went 15-21 from the start of the season to May 22 to find themselves in sixth place. The Rustlers start turned out to be the apogee of their season, except for a short burst in September.
- May-June The Giants went on an 18-2 tear from May 29-June 19, including a pair of five game win streaks and an eight game win streak, to pull seven games ahead of the Pirates.
- May -Aug The bottom dropped out for Boston, who compiled a miserable 11-61, .153 record from May 23-Aug 14. Boston rebounded from their summer swoon to go 16-25 from Aug. 15 through the end of the season (Oct. 1) to finish 43-111.
- May 23-31 Pittsburgh ran off an eight-game win streak that pulled them to within a game of the front-running Giants by May 30. After both the Giants and Pirates notched doubleheader wins on May 31, the Pirates lost on June 1 to Chicago to fall two games behind. They remained two games out for the next four days, but then gradually slipped further and further behind.
- May 29-31 St. Louis shattered Chicago's hopes in the pennant race by sweeping the Cubs in a four-game series. It wasn't just the sweep that did in the Cubs, but the manner in which they lost, giving up 10 or more runs in each loss. The Cards won 10-3, 11-6, 10-2 and 12-5.
- July 26-31 New York obliterated Boston in a four-game series sweep, outscoring the Rustlers 64-5. After a day off, the Giants went on to smash Pittsburgh 17-1 on July 31. During the five game run, NY outscored their opponents 81-6, extending a win streak to seven games. Wearing from their batting exertions, the Giants lost their next three in a row, to the Pirates, at home, by scores of 6-1, 3-1, and 6-1.

Date	Result	AB	R	H	2	3	HR	RBI	BB	K
July 26	8-3 win at Boston	36	8	12	1	0	2	8	11	6
July 27	18-1 win at Boston	51	18	23	3	2	2	15	4	3
July 28	20-1 win at Boston	52	20	22	3	0	3	14	5	7
July 29	18-0 win at Boston	46	18	19	1	3	1	17	4	6
July 30	Did not play	-	-	-	-	-	-	-	-	-
<u>July 31</u>	<u>17-1 win v Pitt</u>	<u>45</u>	<u>17</u>	<u>22</u>	<u>2</u>	<u>3</u>	<u>2</u>	<u>16</u>	<u>2</u>	<u>5</u>
Total	6-0	230	81	98	10	8	10	70	26	27

.426 BA, 485 OB, outscored opp. 81-6

- Aug-Oct St. Louis overtook Philadelphia for fourth place, going 26-21 over the final third of the season. The Phils had a three-game lead over the Cards on Aug. 9, but slumped to 19-28 for the rest of the year, finishing in fifth place, four games behind St. Louis
- Aug-Sept Boston's Roy Miller reeled off an 18 game hitting streak Aug. 22-Sept 12.

Sept 12-23 The lowly Rustlers won six of nine, their best run of the season. They started with an 11-10, ten inning win over NY. After splitting their next four games, Al Mattern blanked St. Louis 5-0 on Sept. 17. Rookie Ed Donnelly followed with a 3-1 three-hitter against Chicago and lefty Hank Griffin then beat Chicago 7-1 on seven hits. Chicago finished the series with an 11-0 pounding of the Rustlers to complete the series.

Boston went on to sweep Cincinnati three straight, but never won another game the rest of the season, returning to form and losing their final nine games in a row.

1911 National League Replay Blowouts and high scoring games

St. Louis won four of the most lopsided wins in the '11 NL replay, exceeding 20 or more runs on four occasions. New York topped 20 runs three times, each of them against the hapless Boston Rustlers.

The Giants scored 10 or more runs in a game 24 times, one more than St. Louis, and two more than Chicago, who recorded 22 ten-run games. The light-hitting Brooklyn Dodgers hit the 10-run mark only five times while second place Pittsburgh scored 10+ runs only nine times, albeit with considerably better pitching, the Pirates did not need to light up the scoreboard.

New York only allowed ten runs in only two games all season long. Philadelphia allowed ten or more runs in eight games.

Boston, with a totally overmatched pitching staff, gave up 10 or more runs in **44 games** and gave up 20 or more runs five times. Sixth place Cincinnati was closest to Boston, but only gave up 10+ runs in fifteen games.

Blowout games (bold face) and games where both teams combined for 20 or more runs in a single game:

Apr 20	Chicago 16, Cincinnati 4	
Apr 22	Pittsburgh 17, Cincinnati 6	
May 2	St. Louis 16, Pittsburgh 5	
May 2	New York 21, Boston 3	Giants hit 5 home runs (Larry Doyle with two), 25 hits
May 4 #2	Cincinnati 14, Chicago 6	
May 6	Philadelphia 23, Cincinnati 4	Phils exploded for 16 runs in the final two innings
May 12	New York 19, Chicago 11	
June 3 #1	St. Louis 15, Cincinnati 11 (10)	
June 3 #1	Philadelphia 19, Boston 5	
June 7	New York 22, Boston 4	Giants ran up 33 hits, led by Merkle 8 RBIs, Larry Doyle 5-6, 6 runs scored
June 19	Cincinnati 13, Boston 11	
June 24	Pittsburgh 15, Boston 5	
June 27	St. Louis 21, Philadelphia 7	Steve Evans 5-7, HR, 7 RBI for Cards. P Bill Steele was 4-6 with RBIs.
July 1	New York 17, Pittsburgh 3	
July 4 #1	Chicago 21, Boston 2	Cubs C Jimmy Archer 5-5, 7 RBI, Schulte 3 XBH, H. Zimmerman 4-5
July 20	St. Louis 11, Chicago 10 (11)	
July 28	New York 20, Boston 1	Red Murray 4-7, 7 RBI, Fred Merkle 4-7, 3 RBI w back to back HRs
July 31	Pittsburgh 13, Boston 12 (13)	
Aug 1	St. Louis 29, Boston 6	Cards piled up 31 hits, highest run total of any team in NL replay.
Aug 4	Chicago 16, Boston 8	
Aug 10	Cincinnati 12, Boston 11	
Aug 15	Boston 15, Pittsburgh 12	
Aug 29	St. Louis 21, Brooklyn 3	Konetchy and Mowrey each w 5 RBIs. Rube Ellis with 2 triples, 4 RBIs.
Aug 30	Chicago 15, Boston 5	
Sept 4	St. Louis 12, Philadelphia 11	
Sept 12	Boston 11, New York 10 (10)	
Sept 24	Pittsburgh 11, Boston 9	

1911 National League pitcher home runs

National League pitchers hit a total of 19 total home runs in the 1911 replay

Leading the way, with three round-trippers each, were **Fred Beebe**, Philadelphia, and **Rube Marquard**, New York.

Buster Brown, Boston, Claude Hendrix, Pittsburgh, Bill Steele, St. Louis, and King Cole, Chicago each had two home runs.

Bill Steele, St. Louis, just missed the cycle in one of the two games he hit a home run, hitting a double, triple and home run, and driving in four runs on July 6 against Brooklyn's Bill Schardt.

St. Louis righthander Roy Golden and Brooklyn Schardt both gave up a pair of home runs to opposing pitchers. Pittsburgh's Babe Adams and teammate Claude Hendrix were the only two pitchers to both hit a home run off the opposing pitcher and give up a home run to an opposing pitcher.

<u>Date</u>	<u>Batter</u>	<u>Opposing Pitcher</u>	<u>Details</u>
Apr 20	King Cole, Chi	George McQuillan, Cinc	3R HR in 2 nd inning in 16-4 win
May 1	Claude Hendrix, Pitt	Roy Golden, StL	34 HR in 4 th inning in 9-1 win
May 10	King Cole, Chi	Bill Schardt, Bkyn	3R HR in 2 nd in 6-5, 11 inning loss
May 13	Fred Beebe, Phila (2)	Babe Adams, Pitt	Two 3R HRs, 6 RBI in 9-7 loss
May 16	Christy Mathewson, NY	Roy Golden, StL	3R HR in 10-3 win over St. Louis
May 19	Buster Brown, Bos (2)	George Suggs, Cinc	Solo HR, 3R HR 4 RBI in 10-3 win
May 22	Big Jeff Pfeffer, Bos	Claude Hendrix, Pitt	Solo HR in 3 rd in 6-2 win over Bucs
May 31#1	Rube Marquard, NY	Nap Rucker, Bkyn	3R HR in 6 th , also hit 2R triple, 5 RBIs
June 3#2	Claude Hendrix, Pitt	Harry McIntire, Chi	2R HR in 7-4 loss to Chicago
June 22	Fred Beebe, Phila	King Cole, Chi	2R HR in 6-5, 10 inning win
July 6	Bill Steele, StL	Bill Schardt, Bkyn	2b, 3b, HR, 4RBI in 13-5 win
Aug 2	Babe Adams, Pitt	Hooks Wiltse, NY	3R HR drove in all Bucs runs in 3-1 win
Aug 25	Rube Marquard, NY	Lefty Leifield, Pitt	Solo HR in 7 th won 3-2 decision
Aug 30	Harry McIntire, Chi	Hub Perdue, Bos	Solo HR in 15-5 rout of Rustlers
Sept 4	Bill Steele StL	Cliff Curtis, Phila	3R HR in seven-run 1 st in 12-11 win
Sept 6	Rube Marquard, NY	Lew Richie, Chi	2R HR in 7-1 win
Sept 26	Claude Hendrix, Pitt	Hub Perdue, Bos	Solo HR in 7 th inning in 6-5 win



Boston's Buster Brown (left) and the Phillies Fred Beebe (right) both hit two home runs in one game. Beebe's two home runs, on May 13, both came off Pittsburgh's Babe Adams and were three-run shots, driving in six runs. Despite Beebe's power display, the Phillies still managed to lose 9-7.

1911 National League Pitching Highlights

No hit games none.

See June 16 game under one hit games, Howie Camnitz.

One hit games

<u>Date</u>	<u>Pitcher</u>	<u>Opponent</u>	<u>Score</u>	<u>Description</u>
Apr 18	Cy Barger, Bkn	NY	2-0	Red Murray single to lead off 7 th inning
Apr 27	Elmer Steele, Pitt	Chi	4-1	Jimmy Sheckard single in 6 th , scored on SF
May 2	Earl Moore, Phila	Bkn	12-0	Daubert single in 1 st only hit; 9 strikeouts
May 3	Bob Harmon, StL	Pitt	1-0	Mike Simon 2b in 5 th ; <i>third straight shutout for Harmon</i>
May 8	Christy Mathewson, NY	Pitt	11-0	Fred Clarke single in 1 st inning
May 12	Christy Mathewson, NY	Cinc	6-0	Tommy Clarke 2b in 3 rd ; <i>second straight 1-hit shutout</i>
June 16	Howie Camnitz *	Phila	1-2 (11)	No hit Phils for 10.3 innings ; lost in 11 th on S. Magee RBI 2b
June 27	Howie Camnitz	Bos	9-0	Patsy Flaherty PH single in 8 th broke up no-hit bid
July 20	Judge Nagle, Pitt	Cinc	5-0	Dave Altizer single in 5 th . Third straight Pirate shutout
July 26	Jack Ferry, Pitt	StL	4-1	Rebel Oakes single in 8 th , run scored on walk, error
Aug 20	Rube Marquard, NY	Bkn	1-2	Lost on 7 th inning Daubert single, error (<i>pitched only 8 innings</i>)
Aug 27	Bill Schardt, Bkn	Chi	1-0	Beat Lew Richie, who tossed one-hitter; H. Zimmerman single
Aug 27	Lew Richie, Chi	Bkn	0-1	Lost to Dodgers' Bill Schardt on Bill Davidson 2 nd inning HR
Sept 9	Christy Mathewson, NY	Phila	2-0	Sherry Magee leadoff single in second inning
Sept 21	Howie Camnitz, Pitt	Bkn	2-0	Single by Jake Daubert, second batter in the game
Sept 23	Charlie Smith, Chi	Phila	4-0	Hans Lobert 6 th inning single only hit against September callup
Oct 1	Doc Crandall, NY	Phila	7-0	Dode Paskert, second man up, hit 1 st inning single

Two hit games

<u>Date</u>	<u>Pitcher</u>	<u>Opponent</u>	<u>Score</u>	<u>Description</u>
Apr 25	Patsy Flaherty, Bos	Bkn	1-0	Rare position player start; Bill Davidson 2b, Tex Erwin single
May 1	Gvr Clv Alexander, Phila	Bkn	2-1	Daubert single, Wheat 2b in 6 th ; 2 errors in 1st resulted in UR
May 3	Bobby Keefe, Cinc	Chi	2-0	Solly Hofman, Joe Tinker singles
May 8	Earl Moore, Phila	Cinc	4-0	Two singles; followed one-hit shutout on May 2
May 15	Red Ames, NY	Cinc	3-0	P George Suggs, Dick Hoblitzell singles
May 15	Bob Harmon, StL	Bkn	8-4	Strange win; two singles, Cards committed 4 errors, 3 UR
May 23	Lew Richie, Chi	NY	2-1	Tough win v. Red Ames; Cubs won in 9 th inning
May 24	Christy Mathewson, NY	Chi	6-1	Vic Saier SF scored Johnny Evers with only Cub run
June 1	Fred Beebe, Phila	Bos	1-0	Allowed no hits after third inning; only two singles before
June 2	Doc Crandall, NY	Bkn	4-1	Bob Coulson RBI double scored John Hummel, who had singled
June 16	King Cole, Chi	Bos	7-1	Ed McDonald RBI double, Fred Tenney single
June 19	Gvr Clv Alexander, Phila	Chi	4-2	Schulte RBI triple, other run scored on error
June 21	Bobby Keefe, Cinc	Bos	9-2	Sweeney 2R single spoiled bid for shutout
June 22	Art Fromme, Cinc	Bos	7-1	Kaiser SF in 1st scored Sweeney, who doubled to lead off game
June 30	Bert Humphries, Phila	Cinc	1-0	Carried no-hitter into 7 th ; Lobert single, Fred Luderus triple
July 13	Frank Smith, Cinc	Bkn	1-0	Allowed only two singles to beat Nap Rucker
July 15	Cy Barger, Bkn	Cinc	4-0	Mike Mitchell 2b, Tom Downey single, Barger walked four
July 27	Rube Marquard, NY	Bos	18-1	Scott Ingerton solo HR spoiled shutout, fanned nine
Aug 2	Hooks Wiltse, NY	Pitt	1-3	Lost to Babe Adams, who allowed only 4 hits and hit 3R HR
Aug 9	Bill Burns, Phila	Chi	4-0	Beat Lew Richie, who gave up only 4 hits
Aug 16	Rube Marquard, NY	Chi	4-2	Carried no-hitter into 9 th ; Frank Schulte hit 2R HR
Aug 27	Doc Crandall, NY	Pitt	5-0	Allowed two singles, Giants 6 th win in a row
Aug 28	Red Ames, NY	Cinc	6-3	Two 9 th inn singles; all 3 Reds runs resulted from BBs, errors
Sept 16	Lefty Leifield, Pitt	NY	4-0	Beat Red Ames, who fanned 10
Sept 18	Jack Ferry, Pitt	Phila	1-0	Beat Grover Clv. Alexander 3-hitter; hit SF in 5 th for lone run
Sept 26	Elmer Steele, Brn	Cinc	0-1	Only run scored on walk, single, and error by RF Bob Coulson

Three hit games

<u>Date</u>	<u>Pitcher</u>	<u>Opponent</u>	<u>Score</u>	<u>Description</u>
Apr 15	Elmer Steele, Pitt	Chi	2-0	Three scattered singles
Apr 18	Lew Richie, Chi	Pitt	1-0	Honus Wagner, 3b, single, Fred Clarke single
Apr 21	Nap Rucker, Bkn	Phil	6-3	Dode Paskert 2R HR, other run scored on error in 5 th
Apr 29	Bob Harmon, StL	Cinc	10-0	Three singles, second shutout in a row
Apr 30	Rube Marquard, NY	Bkn	9-1	Bob Coulson 2b, two singles, fanned 13

Three-hit games, continued

<u>Date</u>	<u>Pitcher</u>	<u>Opponent</u>	<u>Score</u>	<u>Description</u>
May 4#1	Art Fromme, Cinc	Chi	5-0	Second straight Reds shutout over Cubs
May 4#2	Babe Adams, Pitt	StL	4-0	Three singles, evened Adams record at 3-3
May 3	Elmer Knetzer, Bkn	Phila	5-1	Mickey Doolan single and 2b, Red Dooin 2b
May 9	Bob Harmon, StL	Bos	15-1	Bill Rariden two singles, Scotty Ingerton single
May 16	Big Jeff Pfeffer, Bos	Cinc	5-0	Scattered three singles to improve to 3-0 for season
May 18	Slim Sallee, StL	NY	2-1	Tough win v. Hooks Wiltse
May 19	Doc Crandall, NY	StL	1-0	Beat Bob Harmon, who also threw 3-hitter
May 19	Bob Harmon, StL	NY	0-1	Lost to Crandall 3-hitter; walked home game's only run, 8 BB
June 3#2	Pat Ragan, Bkn	NY	3-0	First appearance of season results in startling 3-hit shutout
June 6	King Cole, Chi	Cinc	7-2	Runs scored on Eddie Grant RBI single, passed ball
June 6	Howie Camnitz, Pitt	StL	6-1	Back to back 2b in ninth by Bresnahan, Evens ended shutout bid
June 13	Lew Richie, Chi	Bkn	2-1	Three scattered hit, only run scored on error by 3b Joe Doyle
June 15	Cy Barger, Bkn	StL	2-0	Rube Ellis 3b, two scattered singles
June 20	Earl Moore, Phila	Chi	4-3	9 Ks, all three Cub runs scored in 6th on 2 BB, Hofman single, SF
June 23	Christy Mathewson, NY	Chi	2-1	Three scattered singles
June 23	Gvr Clv Alexander, Phila	StL	9-0	Lee Magee, Rube Ellis, Steve Evans singles
June 26	Three-Finger Brown, Chi	NY	4-2	Larry Doyle triple, run, Fred Snodgrass, Al Bridwell singles
June 29	Ed Reulbach, Chi	Bkn	7-1	John Hummel HR, Jake Daubert 3b, single
June 29	Gvr Clv Alexander, Phila	Cinc	4-2	McLean, Fromme, back to back RBI singles, Egan single
July 4#1	Three-Finger Brown	Bos	21-2	Al Kaiser 3b, Doc Miller single, Harry Spratt single
July 4#2	Jack Ferry, Pitt	Phila	1-0	Otto Knabe two singles, Jimmy Walsh single
July 7	Babe Adams, Pitt	Bkn	6-2	Three scattered singles, run scored on error by Dots Miller
July 10	Red Ames, NY	StL	2-1	Tight battle with Cards Bob Harmon
July 10	Lefty Leifield, Pitt	Bkn	9-1	Cruised behind 15-hit attack. Zack Wheat RBI 2b in 1st.
July 11	Rube Marquard, NY	StL	9-0	Konetchy 2b, two scattered singles in blowout win
July 17	Christy Mathewson, NY	Phila	4-1	Fred Luderus HR spoiled shutout bid
July 18	Lefty Leifield, Pitt	Cinc	1-0	Scattered three hits to beat Art Fromme
July 19	Rube Marquard, NY	Phila	2-0	Knabe, Dooin doubles, Madden PH single, 9 strikeouts
July 19	Babe Adams, Pitt	Cinc	1-0	Tough battle to edge Reds George Suggs
July 21	Christy Mathewson, NY	Bkn	4-0	Three scattered singles, third shutout in row for NY pitchers
July 24	Pat Ragnan Bkn	NY	1-0	Held Giants to two Fred Merkle singles, Josh Devore single
July 27	Gvr Clv Alexander, Phila	Bkn	6-0	Scattered three single to glide past Dodgers
Aug 1	Lefty Leifield, Pitt	NY	6-1	Beat Rube Marquard
Aug 12	Elmer Steele, Pity	Bkn	8-0	Spread out three singles to easy victory
Aug 13	Bob Harmon, StL	Phila	1-0	Won duel with Bill Burns on Evans RBI single in 9th
Aug 13	Sandy Burk, Bkn	Cinc	3-1	Allowed three singles; Knetzer got final out for save
Aug 14	Slim Sallee, StL	Phila	7-2	Hans Lobert 2R HR in 6th kept Sallee from shutout win
Aug 27	Roy Golden, StL	Bos	2-0	Tough win over Cy Young, who only allowed five hits
Aug 28	Gvr Clv Alexander, Phila	Pitt	0-1	Leach RBI single in 6th scored Lefty Leifield, who had doubled
Sept 2	Gvr Clv Alexander, Phila	Chi	4-1	Sheckard triple, Hofman single; Alex won 20th of season, 9 Ks
Sept 4	Christy Mathewson, NY	Chi	6-0	Three scattered singles for 24th win of season
Sept 5	Rube Benton, Cinc	Bkn	16-2	Three consecutive hits for two runs in 3rd inning
Sept 5	Hub Perdue, Bos	Pitt	18-0	Three scattered hits in superb outing by Rustlers righty
Sept 18	Ed Donnelly, Bos	Chi	3-1	Superb performance by late season Boston call-up
Sept 18	Gvr Clv Alexander, Phila	Pitt	0-1	Lost to Jack Ferry, who hit 5th sac fly for game's only run
Sept 21	Ray Boyd, Cinc	Bos	1-3	Walked two batters in for runs, pitched 8 innings
Sept 27#1	King Cole, Chi	StL	1-2 (12)	Lost heartbreaker to Bob Harmon, who singled in game winner
Sept 28	Gvr Clv Alexander, Phila	Bos	4-1	Won 22nd game of season; Sweeney 3b, Bridwell 2b
Sept 29	Cliff Curtis, Phila	Bos	3-0	Curtis best outing of miserable season w three different clubs

Nine or more strikeouts in one game

<u>Date</u>	<u>Pitcher</u>	<u>Opp.</u>	<u>Score</u>	<u>K</u>	<u>Description</u>
Apr 21	Christy Mathewson, NY	Bos	10-2	9	Five hitter
Apr 22	Rube Marquard, NY	Phila	9-3	11	Five hitter, 2 runs unearned
Apr 26	Rube Marquard, NY	Bkn	7-4	11	7th straight Giant win
Apr 30	Rube Marquard, NY	Bkn	9-1	13	Three hitter
May 2	Earl Moore, Phila	Bkn	12-0	9	One hitter
May 12	Earl Moore, Phila	Pitt	4-3 (10)	10	Won on Dooin SF in 10th; walked five
May 19	Bob Harmon, StL	NY	2-1 (11)	9	Walked in only run, 8 BB

Nine or more strikeouts, continued

Date	Pitcher	Opp.	Score	K	Description
May 29	Gvr Clv Alexander, Phila	NY	2-4	9	Gave up RBI triples to Josh Devore, Larry Doyle
June 5	Gvr Clv Alexander, Phila	Bkn	7-3	9	Four hitter
June 12	Rube Marquard, NY	Pitt	1-0	9	Beat Howie Camnitz, who only allowed 3 hits in 8 IP
June 13	Hooks Wiltse, NY	Pitt	7-2	9	Six hitter, Fred Clarke 2R HR only Pirate runs
June 15	Red Ames, NY	Cinc	1-0	12	Beat Bobby Keefe, who only allowed 3 hits in 8 IP
June 16	Rube Marquard, NY	Cinc	4-3	12	Tough win over determined Reds team
June 16	Earl Moore, Phila	Pitt	2-1 (11)	10	Bested Howie Camnitz 1-hitter, walked 7
June 20	Earl Moore, Phila	Chi	4-3	9	Phils scored three in B 9th for come from behind win
June 21	Rube Marquard, NY	StL	3-4	11	Cards scored three in fourth, one in 8th
June 26	Rube Marquard, NY	Chi	2-4	13	Joe Doyle 2R single, Frank Schulte solo HR
July 2	Hooks Wiltse, NY	Pitt	11-6	9	Ugly win. Allowed Bucs 9 hits, 6 runs, 4 BB, HB
July 6	Rube Marquard, NY	Cinc	3-4	12	Lost in 11th on Dick Hoblitzell RBI single
July 6	Earl Moore, Phila	Pitt	6-7	9	Gave up 7 runs, 11 hits inc. 2R HR Honus Wagner
July 14	Red Ames, NY	Chi	4-1	9	Shut down Cubs on four hits
July 16#1	Bill McTigue, Bos	Bkn	6-2	9	Allowed 11 hits, but kept damage to minimum
July 16#1	Harry McIntire, Chi	StL	6-2	9	Gave up 10 hits, 9 singles and a Rube Ellis double
July 18	Red Ames, NY	Phila	3-1	11	Five-hitter to beat Earl Moore
July 19	Rube Marquard, NY	Phila	2-0	9	Tough win against Bill Burns
July 19	Babe Adams, Pitt	Cinc	1-0	9	Adams 16th win of season in tense pitcher's duel
July 22	Three Finger Brown, Chi	Pitt	6-4	10	Cubs scored 4 in B 9th to beat Lefty Leifield
July 26	Red Ames, NY	Bos	8-3	10	Solid performance. 7 hits, 1 BB
July 27	Rube Marquard, NY	Bos	18-1	9	Easy win behind Giant 23-hit attack, 4 Bos errors
Aug 7	Gene Woodburn, StL	Bkn	8-7	13	Outlasted determined Dodger attack behind 13 Ks
Aug 21	Cy Young, Bos	Phila	7-6 (14)	10	No decision, 10 Ks in eight innings in Rustlers win
Aug 22	Bill Burns, Phila	Bkn	2-4	11	11 hit Brooklyn offensive spurt too much for Burns
Aug 23	Earl Moore, Phila	Bkn	7-4	10	Allowed only five hits, 2 BB
Aug 25	Three Finger Brown, Chi	Bkn	5-3	9	Cubs ninth straight victory
Aug 26	Bill Burns, Phila	Cinc	5-3	10	All three Reds runs unearned
Aug 28	Red Ames, NY	Cinc	6-3	9	2-hitter; carried no-hit bid into 9th; 3 runs unearned
Aug 29	Rube Marquard, NY	Cinc	3-2 (10)	9	Giants won on 10th inning RBI single by Red Murray
Sept 2	Gvr Clv Alexander, Phila	Chi	4-1	9	Three-hitter for 20th win of season
Sept 6	Rube Marquard, NY	Chi	7-1	10	Hit 2R HR, allowed five hits
Sept 9	Earl Moore, Phila	NY	0-2	10	Walked 8, gave up only four hits; tough L to Mathewson
Sept 15	Rube Marquard, NY	Pitt	2-1 (11)	12	5-hitter; outdueled Babe Adams, who allowed six hits
Sept 16	Red Ames, NY	Pitt	0-4	10	Allowed three in 1st inning, lost to Leifield two-hitter
Sept 17	Christy Mathewson, NY	Pitt	4-1	10	Four hitter beat Bucs Claude Hendrix
Sept 18	Elmer Steele, Bkn	StL	16-3	9	Coasted to win behind Brooklyn 16 run explosion
Sept 21	Earl Moore, Phila	Chi	5-3	10	Four hitter to beat Cubs Ed Reulbach
Sept 27#1	King Cole, Chi	StL	1-2 (12)	14	Lost 3-hitter in extra innings to Cards Bob Harmon

1-0 games

Date	Winner	Loser	Description
Apr 18	Lew Richie, Chi	Babe Adams, Pitt	Heinie Zimmerman RBI single in 4th, Richie 3-hitter
May 3	Bob Harmon, StL	Howie Camnitz, Pitt	Mike Mowrey RBI 3b in 1st; Harmon 3rd straight shutout
May 9	George Chalmers, Phila	Bobby Keefe, Cinc	Pat Moran RBI single in 5th scored only run for Phillies
June 1	Fred Beebe, Phila	Cliff Curtis, Phila	Sherry Magee RBI single in 1st
June 5	Babe Adams, Pitt	Bill Steele, StL	Honus Wagner squeezed home winning run in bottom of 9th
June 7	Slim Sallee, StL	Lefty Leifield, Pitt	Only run scored on SF; win stopped Leifield 7G winning streak
June 12	Rube Marquard, NY	Howie Camnitz, Pitt	Fred Snodgrass RBI single in 8th scored winning run
June 15	Red Ames, NY	Bobby Keefe, Cinc	Keefe hit Chief Myers with bases loaded for only run
June 30	Bert Humphries, Phila	George Suggs, Cinc	Phils Mickey Doolan SF scored Luderus, who tripled in 7th
July 4#2	Jack Ferry, Pitt	Eddie Stack, Phila	Owen Wilson singled home Nate Hunter in 1st
July 13	Frank Smith, Cinc	Nap Rucker, Bkn	Smith threw 2-hitter, Hoblitzell RBI single in 4th scored run
July 18	Lefty Leifield, Pitt	Art Fromme, Cinc	Newt Hunter RBI single scored Dots Miller, aboard via error
July 19	Babe Adams, Pitt	George Suggs, Cinc	Owen Wilson RBI single in 8th gave Bucs tough win v. Suggs
July 24	Pat Ragan, Bkn	Bugs Raymond, NY	John Hummel RBI 2b in 4th, ended 7 game Giant win streak
Aug 28	Lefty Leifield, Pitt	G. Alexander, Phila	Alex gave up 3 hits; Leifield 4 hits. Leach RBI single in 6th
Aug 27	Bill Schardt, Bkn	Lew Richie, Chi	Great pitching duel; both pitchers allowed only one hit
Aug 28	Lefty Leifield, Pitt	G.Alexander, Phila	Alex gave up 3 hits; Leifield 4 hits. Leach RBI single in 6th

1-0 games, continued

Date	Winner	Loser	Description
Sept 18	Jack Ferry, Pitt	Gvr Alexander, Phila	Alex allowed 3 hits, Ferry drove in only run on sac fly in 5th
Sept 26	Ray Boyd, Cinc	Elmer Steele, Pitt	Boyd 4-hitter, Elmer Steele 2-hitter; only run scored on error
Sept 27#2	Howie Camnitz, Pitt	Art Fromme, Cinc	Bucs SS Alex McCarthy singled in GW run in 7th
Sept 28	Charlie Smith, Chi	Lefty Leifield, Pitt	Smith recorded third September shutout with seven-hitter

Wild men

Date	Pitcher	Opponent	Score	BB	Description
May 11	Eddie Stack, Phila	Pitt	2-8	10	Allowed six hits, 7 runs
May 19	Bob Harmon, StL	NY	0-1	8	Walked in game's only run
June 21	Bill McTigue, Bos	Cinc	2-9	11	Gave up 11 hits
June 29	Doc Scanlan, Bkn	Chi	1-7	9	Gave up nine hits
July 1	Cy Barger, Bkn	Chi	8-6	10	Allowed 6 runs, 12 hits and still won, Cubs 12 LOB
July 26	Orlie Weaver, Bos	NY	3-8	10	Walked 10 batters in six innings
Aug 16	Cy Barger, Bkn	Cinc	2-3 (15)	9	Lost to Bobby Keefe in terrific 15-inning duel
Sept 9	Earl Moore, Phila	NY	0-2	8	10 Ks, 4 hits, lost to Mathewson one-hitter
Sept 24	Earl Moore, Phila	StL	0-3 (10)	9	Lost on 10th inning 2b by opposing P Bob Harmon
Sept 28	Frank Smith, Cin	StL	2-7	8	Struggled, walked 8 in 5.1 IP, gave up six runs

1911 National League Pitching Notes

Giants go 18-3 during July run; pitching dominates over 21-game stretch

From July 10-29, the Giants had an 18-3 run during which they allowed four runs or more runs in a game only three times. Giant pitchers threw six shutouts during the run and allowed only one run in eight games, one of them a 1-0 loss to Brooklyn's Pat Ragan. At one point, Giants pitchers combined to throw three straight shutouts and 36.3 consecutive scoreless innings. During the entire run, the Giants pitching staff compiled an ERA of 1.11.

The extended run kept the New Yorkers well ahead of Pittsburgh, who actually played at an even better clip during the same period, but could only gain two games on the Giants.

Date	Opponent	Score	IP	H	R-ER	HR	BB	K	Notes
July 10	at St. Louis	2-1 (10)	9.0	3	1-1	0	3	6	W Red Ames 8-5
July 11	at St. Louis	9-0	9.0	3	0-0	0	0	6	W Rube Marquard 13-7
July 12	at Chicago	3-0	9.0	8	0-0	0	4	7	W Doc Crandall 10-2 (relief win)
July 13	at Chicago	5-4	9.0	10	4-4	1	2	7	W Christy Mathewson 14-5
July 14	at Chicago	4-1	9.0	4	1-1	0	2	9	W Red Ames 9-5
July 15	at Chicago	1-4	8.0	5	4-4	0	7	7	L Rube Marquard 13-8
July 16 #1	at Phila	5-6	8.3	8	6-2	2	2	3	L Doc Crandall 10-3 (relief loss)
July 16 #2	at Phila	12-2	9.0	8	2-1	0	2	7	W Bugs Raymond 3-2
July 17	at Phila	4-1	9.0	4	1-1	1	0	4	W Christy Mathewson 15-5
July 18	at Phila	3-1	9.0	5	1-1	0	3	11	W Red Ames 10-5
July 19	at Phila	2-0	9.0	3	0-0	0	7	9	W Rube Marquard 14-8
July 20	at Phila	1-0	9.0	3	0-0	0	2	7	W Hooks Wiltse 9-3
July 21	Brooklyn	4-0	9.0	3	0-0	0	1	6	W Christy Mathewson 16-5
July 22	Brooklyn	9-2	9.0	9	2-2	0	2	5	W Red Ames 11-5
July 23	No game	-	-	-	-	-	-	-	-
July 24	Brooklyn	0-1	9.0	7	1-1	0	3	3	L Bugs Raymond 3-3
July 25	Brooklyn	4-2	9.0	6	2-0	0	0	4	W Christy Mathewson 17-5
July 26	at Boston	8-3	9.0	7	3-3	0	1	6	W Red Ames 12-5
July 27	at Boston	18-1	9.0	2	1-1	1	3	9	W Rube Marquard 15-8
July 28	at Boston	20-1	9.0	4	1-1	0	2	2	W Hooks Wiltse 10-3
July 29	at Boston	18-0	9.0	4	0-0	0	1	8	W Doc Crandall 11-3
Total	18-3 record	132-30	187.3	105	30-23	5	47	126	1.11 ERA during 21-game stretch

Pittsburgh blanks Reds in three of four while going 22-4 in 26-game stretch in July

In a 26-game stretch that began with a doubleheader sweep of the Phillies on July 4, both shutouts, Pittsburgh went 22-4, solidifying their hold on second place. The Pirates started the run seven games behind New York and,

NL pitching notes, continued

even though they placed exceptionally well, they only were able to cut into the Giants lead by only two games during the run. The showcase of the run was a three-game shutout streak against the light-hitting Cincinnati Reds, July 18-20.

Date	Opponent	Score	IP	H	R-ER	HR	BB	K	Notes
July 18	at Cincinnati	1-0	9.0	7	0-0	0	3	1	W Lefty Lefield 14-3
July 19	at Cincinnati	1-0	9.0	3	0-0	0	1	9	W Babe Adams 16-7
July 20	at Cincinnati	5-0	9.0	1	0-0	0	1	5	W Judge Nagle 1-2

Pirates dash Cubs September hopes for second place behind shutout pitching in September

Pittsburgh's pitching locked down the NL runner-up slot during September as the Pirates blunted any chances of third-place Chicago catching them, winning 11 of 13 from Sept. 16-27, including a nine game win streak. Highlighting the September run was a stretch five shutouts in six games, including **four shutouts in a row, encompassing 38 consecutive scoreless innings, punctuated by a one-hitter by Howie Camnitz on Sept. 21 against the Dodgers.** The scoreless streak ended on Sept. 22, when Brooklyn's Bob Coulson tripled in a run in the 2nd inning of a 6-4 Pirate win.

Date	Opponent	Score	IP	H	R-ER	HR	BB	K	Notes
Sept 16	at New York	4-0	9.0	2	0-0	0	3	3	W Lefty Lefield 22-8
Sept 17	at New York	1-4	8.0	7	4-4	0	5	5	L Claude Hendrix 8-4
Sept 18	at Philadelphia	1-0	9.0	2	0-0	0	2	6	W Jack Ferry 6-6
Sept 19	at Philadelphia	2-0	9.0	6	0-0	0	1	3	W Babe Adams 22-11
Sept 20	at Philadelphia	7-0	9.0	4	0-0	0	4	2	W Lefty Lefield 23-8
<u>Sept 21</u>	<u>at Brooklyn</u>	<u>2-0</u>	<u>9.0</u>	<u>1</u>	<u>0-0</u>	<u>0</u>	<u>1</u>	<u>3</u>	<u>W Howie Camnitz 15-14</u>
	Record 4-0	5-1	53.0	22	4-4	0	16	22	ERA 0.68 over six games

Cards Bob Harmon throws three straight shutouts; followed by two straight low-hit wins

St. Louis ace Bob Harmon hurled three consecutive shutouts early in the season, running up a string of 32.3 straight scoreless innings. Despite control problems, Harmon was able to blank Chicago, Cincinnati and Pittsburgh all in a row, the latter win a one-hitter. The three straight shutouts were part of an excellent six-game winning streak compiled by Harmon. Harmon followed his shutout streak with two more low-hit victories, winning despite control challenges. Harmon's win streak ended when he lost 1-0 to New York's Doc Crandall on May 19.

Date	Opponent	Score	IP	H	R-ER	HR	BB	K	Notes
Apr 21	at Pittsburgh	3-2	11.0	8	2-2	0	4	3	Beat Leifield
Apr 25	at Chicago	4-0	9.0	4	0-0	0	4	4	Record 3-2
Apr 30	Cincinnati	10-0	9.0	3	0-0	0	6	4	Record 4-2
May 3	Pittsburgh	2-0	9.0	1	0-0	0	4	2	Mike Simon single in 5 th
May 9	Boston	15-1	9.0	3	1-1	0	8	2	Scoreless streak ended
May 15	Brooklyn	8-4	9.0	2	4-1	0	9	11	Struggled with control
<u>May 19</u>	<u>New York</u>	<u>0-1</u>	<u>9.0</u>	<u>3</u>	<u>1-1</u>	<u>0</u>	<u>9</u>	<u>8</u>	<u>Tough loss to Doc Crandall</u>
Total	Record 6-1	42-8	56.0	24	8-5	0	44	34	ERA 0.80 during stretch

- Pirate righthander **Howie Camnitz** lost several tough games during the season, the toughest when he no-hit Philadelphia for 10.3 innings on June 16, but lost 2-1. He lost 1-0 decisions at St. Louis on May 3 and at New York on June 12. He lost three other decisions by 2-1 scores.

- Pittsburgh's **Lefty Lefield** threw back-to-back shutouts, beating New York's Red Ames 4-0 with a two-hitter on Sept. 16 and Philadelphia's Bill Burns 7-0, allowing four hits, on Sept. 19.

- Pittsburgh's **Elmer Steele** threw consecutive shutouts, blanking Brooklyn 8-0 on three hits on Aug. 12 and following up with a 7-0 whitewash at Boston, 7-0, allowing only six hits.

- Pittsburgh's **Jack Ferry** notched two 1-0 wins against Philadelphia. Ferry shut out the Phils 1-0 on two hits in the second game of a July 4 doubleheader. On Sept. 18, Ferry again blanked Philadelphia on two hits.

NL pitching notes, continued

- St. Louis **Gene Woodburn** surprised Brooklyn in his second start of the season, August 7, striking out 13 batters in a tough 8-7 win. Woodburn gave up seven hits, but gutted it out for the complete game win.
- Phillies ace **Grover Cleveland Alexander** lost three 1-0 games during the second half of the season. Alexander lost to Brooklyn's Doc Scanlan on July 20, despite allowing only three singles. On Aug 28, Alexander dropped a 1-0 three-hitter at Pittsburgh, losing to Lefty Lefield on an RBI single by Tommy Leach. Alexander lost a second 1-0 game to the Pirates on Sept 18, allowing only three hits, but losing when opposing pitcher Jack Ferry hit a sac fly in the fifth for the only run of the game.
- Phillies RHP **Earl Moore** tossed back-to-back shutouts, beating Brooklyn 12-0 on one hit, striking out nine, on May 2 and a 4-0 two-hit shutout over Cincinnati on May 8. For the season, Moore threw five shutouts
- Cincinnati's **George Suggs** threw three two shutouts in three starts in late June and early July, just missing making it three in a row. On June 23, Suggs blanked Brooklyn 6-0 on four singles. In his next start, on June 30, Suggs lost to the Phillies 1-0, despite only giving up two hits. Five days later, Suggs outpitched New York's Red Ames, winning 1-0, giving up only five singles.

Winning streaks	Streak	Dates
Christy Mathewson, NY	10	July 13-Aug 26
Slim Sallee, StL	9	Apr 14-May 29
Red Ames, NY	9	July 10-Sept 2
Christy Mathewson, NY	8	Apr 12-May 16
Doc Crandall, NY	8	Apr 19-June 17
Hooks Wiltse, NY	8	June 1-July 28
Babe Adams, Pitt	8	July 4#1-Aug 2
Lefty Lefield, Pitt	7	Apr 25-May 26
Bob Harmon, StL	6	Apr 21-May 15
Bob Harmon StL	6	Aug 1-Aug 26
Bill Steele, StL	6	Aug 25-Sept 30
Rube Marquard, NY	5	Apr 22-May 6
Ed Reulbach, Chi	5	May 17-June 15
George Chalmers, Phila	5	May 26-June 13
Rube Marquard, NY	5	May 27-June 16
Lefty Lefield, Pitt	5	June 17-July 18
Harry Gaspar, Cinc	5	June 20-July 11
King Cole, Chi	5	June 27-July 19
Claude Hendrix, Pitt	5	July 6-Aug 30
Losing streaks	Streak	Dates
Orlie Weaver, Chi (3)-Bos (12)	15	Apr 22-Sept 20
Al Mattern, Bos	10	Apr 22-July 7
Doc Scanlan, Bkyn	7	Apr 27-July 6
Lefty Tyler, Bos	7	May 3-June 4
Bill Schardt, Bkyn	7	June 2-July 3
Bill McTigue, Bos	7	June 3 #2-Aug 10
Cy Barger, Bkyn	7	Aug 6-Sept 13
Ed Reulbach, Chi	6	Apr 14-May 9
Eddie Stack Phila	6	May 11-July 11
Hub Perdue, Bos	6	May 24- July 4#2
George Bell, Bkyn	6	July 4#2-Aug 12
Buster Brown, Bos	6	July 6-Sept 16
Lefty Tyler, Bos	5	July 12-July 28
Nap Rucker, Bkyn	5	Apr 26-May 12
Buster Brown, Bos	5	May 26-June 22
Elmer Knetzer, Bkyn	5	May 31-June 17
Nap Rucker, Bkyn	5	Sept 1-Sept 3

1911 National League individual pitching records against opponents

New York Giants	<u>Pitt</u>	<u>Chi</u>	<u>StL</u>	<u>Phila</u>	<u>Cinc</u>	<u>Bklyn</u>	<u>Bos</u>	<u>Total</u>
Christy Mathewson	4-2	5-1	4-1	5-0	3-2	4-0	3-1	28-7
Rube Marquard	5-1	2-4	3-2	4-0	2-2	3-2	3-0	22-11
Doc Crandall	2-1	2-1	2-1	1-2	3-0	2-0	5-0	17-5
Red Ames	2-1	2-2	2-0	3-1	4-2	3-1	1-0	17-7
Hooks Wiltse	2-1	0-1	2-1	2-1	0-2	3-0	3-1	12-7
Bugs Raymond	0-1	0-2	1-2	1-1	2-0	0-1	2-0	6-7
Bert Maxwell	0-0	0-0	0-0	1-0	0-0	0-0	2-0	3-0
Louis Drucke	0-0	0-0	0-1	0-0	0-0	1-2	0-1	1-4
Total	15-7	11-11	14-8	17-5	14-8	16-6	19-3	106-48

Pittsburgh Pirates	<u>NY</u>	<u>Chi</u>	<u>StL</u>	<u>Phila</u>	<u>Cinc</u>	<u>Bklyn</u>	<u>Bos</u>	<u>Total</u>
Lefty Leifield	4-2	3-3	3-2	6-0	5-0	1-2	1-0	23-9
Babe Adams	1-5	1-5	3-1	4-0	5-0	4-1	5-0	23-12
Howie Camnitz	1-4	2-1	2-4	1-2	3-1	3-1	6-1	18-14
Elmer Steele	1-3	2-0	1-1	2-1	3-0	1-1	1-0	11-6
Claude Hendrix	0-1	2-2	1-0	3-0	0-0	2-1	1-1	9-5
Jack Ferry	0-0	1-0	1-2	2-1	0-3	1-2	1-0	6-8
Marty O'Toole	0-0	0-0	0-0	0-0	0-1	1-0	1-1	2-2
Kirby White	0-0	0-0	0-0	0-0	0-0	1-0	0-0	1-0
Harry Gardner	0-0	0-0	1-0	0-0	0-0	0-0	0-1	1-1
Judge Nagle	0-0	0-0	0-0	0-0	1-0	0-0	0-2	1-2
Total	7-15	11-11	12-10	18-4	17-5	14-8	16-6	95-59

Chicago Cubs	<u>NY</u>	<u>Pitt</u>	<u>StL</u>	<u>Phila</u>	<u>Cinc</u>	<u>Bklyn</u>	<u>Bos</u>	<u>Total</u>
Mordecai Brown	3-3	2-1	2-1	0-2	0-1	4-0	6-0	17-8
King Cole	2-1	2-2	1-1	4-2	2-2	2-1	3-1	16-10
Lew Richie	3-2	2-3	3-0	1-3	3-0	3-2	0-1	15-11
Ed Reulbach	1-3	2-2	0-3	3-2	2-2	3-1	2-0	14-13
Harry McIntire	0-1	1-1	1-1	2-0	3-0	2-0	3-1	12-4
Fred Toney	0-1	1-0	2-0	0-0	1-0	1-1	2-0	6-2
Charlie Smith	1-0	1-0	0-1	1-0	1-0	0-0	0-0	4-1
Les Richter	1-0	0-0	0-3	1-1	1-0	1-1	0-0	4-5
Cy Slapnicka	0-0	0-0	0-0	0-0	2-0	0-0	0-0	2-0
Cliff Curtis	0-0	0-0	0-0	0-0	0-0	0-0	1-0	1-0
Jeff Pfister	0-0	0-1	1-1	0-0	0-1	0-0	0-0	1-3
Hank Griffin	0-0	0-0	0-0	0-0	0-0	0-0	0-1	0-1
Jack Rowan	0-0	0-0	0-0	0-0	0-0	0-0	0-1	0-1
Orlie Weaver	0-0	0-1	0-1	0-0	0-1	0-0	0-1	0-3
Total	11-11	11-11	10-12	12-10	15-7	16-6	17-5	92-62

St. Louis Cardinals	<u>NY</u>	<u>Pitt</u>	<u>Chi</u>	<u>Phila</u>	<u>Cinc</u>	<u>Bklyn</u>	<u>Bos</u>	<u>Total</u>
Bob Harmon	3-3	3-3	3-2	3-1	5-2	3-3	4-3	23-17
Slim Sallee	2-4	3-2	3-2	4-1	3-2	3-1	4-0	2-12
Bill Steele	3-1	2-2	2-3	2-1	3-3	4-1	2-2	18-13
Roy Golden	0-3	1-2	2-1	0-3	2-1	1-1	2-2	7-16
Rube Geyer	0-2	0-2	0-2	0-2	1-0	3-1	1-0	5-9
Gene Dale	0-0	0-0	0-0	2-0	0-1	0-0	0-0	2-1
Gene Woodburn	0-0	0-0	0-0	0-2	0-0	1-0	0-1	2-3
Jack McAdams	0-0	1-0	0-0	0-0	0-0	0-0	0-0	1-0
Ed Zmich	0-0	0-0	0-0	1-0	0-0	0-0	0-0	1-0
Grover Lowdermilk	0-0	0-0	0-0	0-0	0-0	0-0	0-1	0-1
Joe Willis	0-1	0-0	0-0	0-0	0-0	0-0	0-0	0-1
Lou Lowdermilk	0-0	0-1	0-0	0-0	0-1	0-0	0-0	0-2
Total	8-14	10-12	12-10	12-10	9-13	15-7	13-9	79-75

Individual pitching records against opponents, continued

Phila. Phillies	<u>NY</u>	<u>Pitt</u>	<u>Chi</u>	<u>StL</u>	<u>Cinc</u>	<u>Bklyn</u>	<u>Bos</u>	<u>Total</u>
Gvr Clv Alexander	1-4	1-5	4-1	5-1	4-1	4-0	3-2	22-14
Earl Moore	3-3	2-2	3-2	2-2	3-2	4-1	2-2	19-14
George Chalmers	1-3	0-3	2-3	2-1	4-1	2-1	3-0	14-12
Bill Burns	0-3	0-2	1-0	0-2	2-0	2-1	1-0	6-8
Bert Humphries	0-0	0-0	0-0	0-0	1-0	1-1	1-1	3-2
Jack Rowan	0-0	0-0	0-0	0-1	0-1	1-1	1-0	2-3
Fred Beebe	0-2	0-2	0-1	0-0	0-0	0-1	2-0	2-6
Eddie Stack	0-0	1-3	0-4	1-2	0-0	0-2	0-0	2-11
Bert Hall	0-0	0-0	0-0	0-0	1-0	0-0	0-0	1-0
Ad Brennan	0-1	0-0	0-1	0-0	0-0	0-0	1-0	1-2
Bob Ewing	0-0	0-1	0-0	0-0	0-1	0-0	1-0	1-2
Cliff Curtis	0-1	0-0	0-0	0-2	0-0	0-0	1-0	1-3
Toots Shultz	0-0	0-0	0-0	0-1	0-1	0-0	1-0	2-1
Total	5-17	4-18	10-12	10-12	15-7	14-8	17-5	75-79
Cincinnati Reds	<u>NY</u>	<u>Pitt</u>	<u>Chi</u>	<u>StL</u>	<u>Phila</u>	<u>Bklyn</u>	<u>Bos</u>	<u>Total</u>
Bobby Keefe	3-1	2-1	4-1	3-1	3-3	2-2	3-2	20-11
Harry Gaspar	1-4	1-5	1-4	2-1	2-2	3-1	3-1	13-18
Art Fromme	2-1	0-5	1-3	1-2	1-5	1-0	3-0	9-16
George Suggs	2-3	0-4	0-4	2-1	1-4	3-1	1-2	9-19
Frank Smith	0-2	0-2	0-1	1-3	0-0	2-1	3-0	6-9
Rube Benton	0-0	1-0	0-0	0-0	0-1	2-0	0-0	3-1
George McQuillan	0-2	0-0	1-1	2-0	0-0	0-1	0-0	3-4
Bert Humphries	0-1	0-0	0-0	1-0	0-0	1-0	0-0	2-1
Ray Boyd	0-0	0-0	0-1	0-0	0-0	2-0	0-2	2-3
Jack Compton	0-0	1-0	0-0	0-0	0-0	0-0	0-1	1-1
Bill Burns	0-0	0-0	0-0	1-1	0-0	0-0	0-1	1-2
Total	8-14	5-17	7-15	13-9	7-15	16-6	13-9	69-85
Brooklyn Dodgers	<u>NY</u>	<u>Pitt</u>	<u>Chi</u>	<u>StL</u>	<u>Phila</u>	<u>Cinc</u>	<u>Bos</u>	<u>Total</u>
Nap Rucker	1-5	3-2	1-4	0-4	4-2	1-5	2-1	12-23
Cy Barger	1-2	1-4	1-2	3-2	0-3	1-2	3-1	10-10
Elmer Knetzer	1-2	2-0	1-2	2-2	1-2	0-1	3-1	10-10
Bill Schardt	0-4	0-2	1-2	0-1	1-2	2-1	2-1	6-13
Geroge Bell	0-0	0-3	0-1	2-3	0-1	0-1	3-1	5-10
Doc Scanlan	0-3	2-2	1-2	0-3	2-2	1-3	1-0	5-15
Pat Ragan	3-0	0-1	0-0	0-0	1-1	0-0	0-0	4-2
Sandy Burk	0-0	0-0	0-2	0-0	1-0	1-0	0-1	2-3
Elmer Steele	0-0	0-0	0-0	0-0	0-0	0-1	1-0	1-1
Walt Miller	0-0	0-0	0-0	0-0	0-0	0-1	1-0	1-1
Jack Ryan	0-0	0-0	1-0	0-0	0-0	0-0	0-0	1-1
Eddie Dent	0-0	0-0	0-1	0-0	0-0	0-1	0-0	0-2
Total	8-14	8-14	12-10	5-17	9-13	9-13	12-10	62-92
Boston Rustlers	<u>NY</u>	<u>Pitt</u>	<u>Chi</u>	<u>StL</u>	<u>Phila</u>	<u>Cinc</u>	<u>Bklyn</u>	<u>Total</u>
Buster Brown	1-2	0-1	1-3	1-2	1-3	2-1	1-3	7-15
Big Jeff Pfeffer	0-1	1-1	1-1	1-0	2-1	1-1	0-1	6-6
Cy Young	0-0	0-1	0-0	2-1	1-0	1-1	1-1	5-4
Hub Perdue	1-2	1-3	1-1	0-1	0-3	2-0	0-2	5-12
Lefty Tyler	0-4	2-2	0-3	2-2	0-2	0-1	1-2	5-16
Al Mattern	0-3	0-3	2-2	1-2	1-3	0-2	1-2	4-15
Ed Donnelly	1-0	1-0	1-1	0-0	0-1	0-0	0-0	3-2
Hank Griffin	0-1	0-2	1-0	1-0	0-0	0-2	1-0	3-5
Cliff Curtis	0-1	0-1	0-0	1-2	0-1	1-0	0-2	2-7
Patsy Flaherty	0-0	0-0	0-0	0-0	0-0	0-0	1-0	1-0
Bill McTigue	0-1	0-1	0-0	0-1	0-1	1-2	0-2	1-8
Orlie Weaver	0-3	0-3	0-3	0-1	0-1	1-2	0-1	1-14
Jigg Parson	0-1	0-0	0-0	0-0	0-0	0-0	0-0	0-1
Cecil Ferguson	0-0	0-0	0-1	0-1	0-0	0-1	0-0	0-3
Brad Hogg	0-0	0-1	0-1	0-0	0-1	0-0	0-0	0-3
Total	3-19	6-16	5-17	9-13	5-17	9-13	6-16	48-106

1911 NL Fielding

Triple Plays

<u>Date</u>	<u>Team</u>	<u>Batter</u>	<u>Description</u>
Apr 29	StL	Frank Schulte, Chi	Fly out to CF Rebel Oakes, Oakes to SS Stub Hauser, Hauser to 1b Ed Konetchy
May 6	Cinc	Fred Luderus, Phila	Line drive to 2b Dick Egan, Egan tagged baserunner for second out, threw to 1b Dick Hoblitzell to retired baserunner at 1b
June 27	Phila	Ed Konetchy, StL	Line drive to 1b Fred Luderus, Luderus tagged baserunner Steve Evans off 1b, Luderus to SS Stub Hauser for third out
Aug 6	NY	Dick Hoblitzell, Cinc	Line drive to 1b Fred Merkle, Merkle tagged baserunner Johnny Bates, who was off 1b, Merkle to SS Buck Herzog for third out

Individual fielding achievements

<u>Date</u>	<u>Player</u>	<u>Description</u>
May 4	Frank Schulte, Chi	Threw out two Reds baserunners at 3b in 14-6 loss to Cincinnati
May 19	Bob Coulson, Bkn	Twice threw out Pirates Babe Adams at home in 8-1 loss to Pittsburgh
June 1	Bill Bergen, Bkn	Threw out three NY Giant basestealers
June 5	Rebel Oakes, StL	Threw out Pittsburgh baserunners at home in first and second innings
July 28	Bill Davidson, Bkn	Threw out Phila's Fred Luderus at home, Jimmy Walsh at 2b
Aug 7	Owen Wilson, Pitt	Threw John Titus out at home to end game, give Pirates 2-1 win
Aug 12	Sherry Magee, Phila	Threw out two Chicago baserunners at home in 8-2, 13 inning loss

Team five or more errors in one game

<u>Date</u>	<u>Team</u>	<u>Errors</u>	<u>Score, circumstances</u>
Apr 22	Cinc	5	17-6 loss to Pitt, eight unearned runs
May 30	Bos	6	8-2 loss to Bkn, four unearned runs, Herzog 3 errors
June 3#1	Cinc	5	15-11, 10-inning loss to StL, allowed seven unearned runs, McLean 3 errors
July 6	Bkn	5	13-5 loss to St. Louis, allowed six unearned runs
July 14	Pitt	5	8-7, 14-inning win over Bos, Fred Clarke 2 errors, all 7 Bos runs unearned
July 25	NY	5	4-2 win over Bkn, only two errors resulted in Dodger scores
July 28	Bos	6	20-1 loss to NY, errors allowed 5 unearned runs, Kling 2 errors
July 31	Cinc	5	10-9 loss to Phila, none of the five errors led to a run
Aug 1	Bos	5	29-6 loss to StL, seven runs unearned in blowout loss
Aug 5	Phila	7	4-3 11-inning loss to Pitt; Pirates winning run scored via two errors
Aug 7	Bos	6	10-2 loss, 3 unearned runs, Sweeney 3 errors
Aug 11	Cinc	5	6-4 win, despite the 5 errors plus a passed ball, 3 unearned runs
Aug 15	Phila	5	7-6, 11-inning win over St. Louis, 3 errors C Red Dooin
Aug 15	Bos	5	15-12 win over St. Louis, four unearned runs despite giving up 21 hits to Cards
Aug 15	Bkn	5	9-2 loss to Cincinnati, five unearned runs resulting from errors
Aug 20	Bos	5	10-7 loss to Phila, C Hank Gowdy 2 errors, gave up five unearned runs
Aug 26	Chi	5	6-2 loss to Brooklyn, gave up four unearned runs as 5 different players erred
Sept 2	Cinc	5	7-2 loss to Boston, Altizer 3 errors, four unearned runs
Sept 13	Cinc	5	8-3 loss to Chicago, P Harry Gaspar with 3 errors, four unearned runs
Sept 16	Cinc	5	9-7 loss to Phila, five different players erred, allowed 5 unearned runs

Three or more errors in one game (individual)

<u>Date</u>	<u>Player</u>	<u>Description</u>
Apr 15	SS Art Fletcher, NY	Three errors at SS in NY 13-4 win over Boston
Apr 21	C George Gibson, Pitt	Three errors in 3-2, 10 inning loss to St Louis
Apr 24	SS Tom Downey, Cinc	Three errors in 8-2 loss to Pittsburgh, resulted in three unearned runs
May 30	SS Buck Herzog, Bos	Three errors in 8-2 loss to Brooklyn
June 3#1	C Larry McLean, Cinc	Three errors in 15-11, 10-inning loss to St. Louis
July 31	Larry McLean, Cinc	Three errors in 10-9 loss to Philadelphia
Aug 7	2b Bill Sweeney, Bos	Three errors in 10-2 loss to NY
Aug 15	C Red Dooin, Phila	Three errors in 7-6, 11-inning win over St. Louis
Sept 2	SS Dave Altizer, Cinc	Three errors in 7-2 loss to Cincinnati
Sept 4	C Larry McLean, Cinc	Three errors in 3-1 win over Brooklyn resulted in only Dodger run
Sept 8	2b Dick Egan, Cinc	Three errors in 6-4 loss to Pittsburgh, allowed four unearned runs
Sept 12	P Harry Gaspar, Cinc	Three errors in 8-3 loss to Chicago allowed four unearned runs
Sept 27	SS Buck Herzog, NY	Three errors in 12-2 win over Boston, only one unearned run allowed

1911 National League Injury and Ejections Summary

<u>Dates</u>	<u>Player, Team</u>	<u>Games</u>	
		<u>Missed</u>	<u>Description</u>
Apr 13	Bill Bergen, Bkyn	12	Ran into Boston 1b Fred Tenney on ground out to 1b
Apr 13	Bill Sweeney, Bos	2	Collision with RF Doc Miller chasing base hit
Apr 13	Doc Miller, Bos	2	Collision with 2b Bill Sweeney chasing base hit
Apr 24	P Jake Pfiester, Chi	21	Struck by line drive hit by Mike Mowrey, St. Louis
Apr 29	Art Devlin, NY	10	Collision with C Dutch Wilson chasing foul ball
Apr 29	Johnny Evers, Chi	18	Collision with RF Frank Schulte chasing base hit in RF
May 1	Zack Wheat, Bkyn	4	Collision with LF wall making catch
May 9	Jake Daubert, Bkyn	2	Collision with Chicago P Orlie Weaver covering 1b
May 9	Orlie Weaver, Chi	11	Collision with Jake Daubert, Bkyn while covering 1b on groundout
May 11	Lew Richie, Phila	8	Hit by pitch thrown by Hub Perdue, Bos
May 17	Joe Tinker, Chi	1	Collision with LF Jimmy Sheckard
May 18	Heinie Zimmerman, Chi	1	Collision with RF Frank Schulte
May 18	Bill Rariden, Bos	10	Collision in play at home with Mike Mitchell, Cincinnati
May 24	Bert Tooley, Bkhn	6	Collision with LF Zack Wheat chasing base hit
May 31#2	Joe Doyle, Chi	5	Struck by line drive hit by Owen Wilson, Pittsburgh
June 3 #2	Eddie Grant, Cinc	2	Collision with LF Bob Bescher chasing base hit
June 7	Bert Tooley, Bkyn	11	Collision with 2b John Hummel chasing fly ball behind 2b
June 9	Zack Wheat, Bkyn	1	Collision with SS Dolly Stark chasing Frank Schulte, Chi, double to left
June 9	Dolly Stark, Bkyn	13	Collision with LF Zack Wheat chasing Schulte, Chi, double to left
June 19	Heinie Zimmerman, Chi	2	Hurt during play at 2b, Sherry Magee, Philadelphia sliding into 2b
July 8	Buck Herzog, Bos	3	Collision with LF Joshua Clarke chasing base hit by Tom Downey, Cinc
July 8	Joshua Clarke, Bos	26	Collision with SS Buck Herzog chasing base hit by Tom Downey, Cinc
July 11	Miller Huggins, StL	4	Collision with RF Steve Evans chasing base hit by Chief Meyers, NY
July 12	Mickey Doolan, Phila	4	Collision with LF Jimmy Walsh chasing Mike Mowrey, StL 2b to LF
July 12	Jimmy Walsh, Phila	10	Collision with SS Mickey Doolan chasing Mike Mowrey, StL 2b to LF
July 15	Sherry Magee, Phila	5	Collision with SS Harry Welchonce chasing Ed Konetchy, StL 2bto LF
July 15	Harry Welchonce, Phila	23	Collision with LF Sherry Magee chasing Ed Konetchy, StL 2b to LF
July 16#2	Hans Lobert, Phila	3	Struck by line drive hit by Jim Doyle, Chi
July 25	Tommy Leach, Pitt	12	Ran into CF fence making catch
July 26	Johnny Bates, Cinc	1	Collision with RF Mike Mitchell chasing base hit
July 26	Mike Mitchell, Cinc	1	Collision with CF Johnny Bates chasing base hit
July 28	Scott Ingeron, Bos	1	Struck by line drive hit by Mike Donlin, NY
Aug 4	Dots Miller, Pitt	2	Collision with RF Owen Wilson chasing hit
Aug 4	Owen Wilson, Pitt	2	Collision with 2b Dots Miller chasing hit
Aug 5	Alex McCarthy, Pitt	35	Hit by pitch thrown by Toots Shultz, Phila
Aug 10	Rafael Almeida, Cinc	16	Hurt sliding into second base
Aug 12	Otto Knabe, Phila	1	Hurt in collision with baserunner at 2b
Aug 18	Zack Wheat, Bkyn	4	Collision with SS Dolly Stark chasing Johnny Kling, Bos, 2b to left
Aug 18	Dolly Stark, Bkyn	13	Collision with LF Zack Wheat chasing Johnny Kling, Bos, 2b to left
Sept 22	Al Burch, Bkyn	11	Hurt making catch in CF

Injury summary by team	<u>Injuries</u>	<u>Games Missed</u>
Brooklyn	10	77
Chicago	6	66
Pittsburgh	3	51
Philadelphia	4	46
Boston	6	44
Cincinnati	4	20
New York	1	10
St. Louis	1	4

Ejections

May 4#2	Bill Rariden, Bos	Picked off at 1b on botched sacrifice attempt, argued call
May 16	Jake Daubert, Bkyn	Argued strikeout call
May 29	Rube Ellis, StL	Picked off at 1b, argued call
July 10	Bill Bergen, Bkyn	Argued strikeout call
July 20	Jimmy Archer, Chi	Argued BB call while Ed Konetchy, StL batting
July 26	Dots Miller, Pitt	Picked off at 1b, argued call
Aug 12	Tex Erwin, Bkyn	Argued BB call while Bill McKechnie, Pitt batting
Sept 17	George Gibson, Pitt	Argued strikeout call
Sept 17	Ivy Wingo, StL	Argued BB call while catching

April

	Boston	Score	Brooklyn	Score	New York	Score	Philadelphia	Score
Apr 12	Bklyn	8-5	at Bos	5-8	Phila	8-0	at NY	0-8
Apr 13	Bklyn	4-6	at Bos	6-4	Phila	7-2	at NY	2-7
Apr 14	Bklyn	3-7	at Bos	7-3	Phila	5-2	at NY	2-5
Apr 15	Phila	3-4 (10)	NY	4-13	at Bklyn	13-4	at Bos	4-3 (10)
Apr 16	-	-	-	-	-	-	-	-
Apr 17	Phila	4-5	NY	4-3 (12)	at Bklyn	3-4 (12)	at Bos	5-4
Apr 18	Phila	10-1	NY	2-0	at Bklyn	0-2	at Bos	1-10
Apr 19	at NY	5-10	at Phila	3-5	Bos	10-5	Bklyn	5-3
Apr 20	at NY	3-5	at Phila	4-8	Bos	5-3	Bklyn	8-4
Apr 21	at NY	2-10	at Phila	6-3	Bos	10-2	Bklyn	3-6
Apr 22	at Bklyn	5-6	Bos	6-5	at Phila	9-3	NY	3-9
Apr 23	-	-	-	-	-	-	-	-
Apr 24	at Bklyn	6-5	Bos	5-6	at Phila	4-1	NY	1-4
Apr 25	at Bklyn	1-0	Bos	0-1	at Phila	5-3 (11)	NY	3-5 (11)
Apr 26	at Phila	2-14	at NY	4-7	Bklyn	7-4	Bos	14-2
Apr 27	at Phila	2-3	at NY	6-7	Bklyn	7-6	Bos	3-2
Apr 28	at Phila	10-0	at NY	6-7 (12)	Bklyn	7-6 (12)	Bos	8-10
Apr 29	Phila	2-12	NY	1-13	at Bklyn	13-1	at Bos	12-2
Apr 30	Phila	4-3	NY	1-9	at Bklyn	9-1	at Bos	2-4
Home		3-5	Home	3-5	Home	9-0	Home	4-5
Away		3-6	Away	3-6	Away	6-2	Away	3-5
April		6-11	April	6-11	April	15-2	April	7-10

	Chicago	Score	Cincinnati	Score	Pittsburgh	Score	St. Louis	Score
Apr 12	at StL	5-4	Pitt	1-6	at Cinc	6-1	Chi	4-5
Apr 13	at StL	5-3	Pitt	1-2	at Cinc	2-1	Chi	3-5
Apr 14	at StL	2-3	Pitt	8-7	at Cinc	7-8	Chi	3-2
Apr 15	at Pitt	0-2	at StL	8-5	Chi	2-0	Cinc	5-8
Apr 16	-	-	-	-	-	-	-	-
Apr 17	at Pitt	2-3	at StL	7-1	Chi	3-2	Cinc	1-7
Apr 18	at Pitt	1-0	at StL	2-1 (10)	Chi	0-1	Cinc	1-2 (10)
Apr 19	at Cinc	1-4	Chi	4-1	StL	2-10	at Pitt	10-2
Apr 20	at Cinc	16-4	Chi	4-16	StL	3-6	at Pitt	6-3
Apr 21	at Cinc	3-2	Chi	2-3	StL	2-3 (11)	at Pitt	3-2 (11)
Apr 22	StL	3-6	at Pitt	6-17	Cinc	17-6	at Chi	6-3
Apr 23	-	-	-	-	-	-	-	-
Apr 24	StL	6-5 (12)	at Pitt	2-8	Cinc	8-2	at Chi	5-6 (12)
Apr 25	StL	0-4	at Pitt	4-5	Cinc	5-3 (11)	at Chi	4-0
Apr 26	Pitt	9-2	StL	7-3	at Chi	2-9	at Cinc	3-7
Apr 27	Pitt	1-4	StL	2-4	at Chi	4-1	at Cinc	4-2
Apr 28	Pitt	1-5	StL	6-3	at Chi	5-1	at Cinc	3-6
Apr 29	at Pitt	1-5	at StL	0-10	Chi	5-1	Cinc	10-0
Apr 30	at Pitt	6-3	at StL	0-9	Chi	3-6	Cinc	0-0
Home		2-4	Home	4-5	Home	6-5	Home	3-5
Away		6-5	Away	3-5	Away	4-2	Away	6-3
April		8-9	April	7-10	April	10-7	April	9-8

May

	Boston	Score	Brooklyn	Score	New York	Score	Philadelphia	Score
May 1	NY	5-4 (10)	Phila	1-2	at Bos	4-5 (11)	at Bklyn	2-1
May 2	NY	3-21	Phila	0-12	at Bos	21-3	at Bklyn	12-0
May 3	NY	2-6	Phila	5-1	at Bos	6-2	at Bklyn	1-5
May 4	NY	1-3	Phila	5-1	at Bos	3-1	at Bklyn	1-5
May 4	NY	4-3	Phila	3-5	at Bos	3-4	at Bklyn	5-3
May 5	-	-	-	-	-	-	-	-
May 6	at StL	12-1	at Chi	1-2	at Pitt	4-2	at Cinc	23-4
May 7	-	-	-	-	-	-	-	-
May 8	at StL	2-6	at Chi	3-10	at Pitt	11-0	at Cinc	4-0
May 9	at StL	1-15	at Chi	10-9	at Pitt	3-4	at Cinc	1-0
May 10	at StL	4-7	at Chi	6-5 (11)	at Pitt	5-3	at Cinc	5-1
May 11	at Chi	7-5	at StL	5-3	at Cinc	0-2	at Pitt	2-8
May 12	at Chi	19-11	at StL	1-2	at Cinc	6-0	at Pitt	4-3 (10)
May 13	at Chi	3-8	at StL	1-6	at Cinc	0-5	at Pitt	7-9
May 14	-	-	-	-	-	-	-	-
May 15	at Chi	2-4	at StL	4-8	at Cinc	3-0	at Pitt	2-10
May 16	at Cinc	5-0	at Pitt	0-3	at StL	10-3	at Chi	3-1
May 17	at Cinc	4-0	at Pitt	5-6 (11)	at StL	5-6	at Chi	6-8
May 18	at Cinc	4-5 (11)	at Pitt	7-6 (10)	at StL	1-2	at Chi	4-8
May 19	at Cinc	10-3	at Pitt	1-8	at StL	1-0	at Chi	3-10
May 20	at Pitt	3-9	at Cinc	1-7	at Chi	3-4	at StL	13-3
May 21	-	-	-	-	-	-	-	-
May 22	at Pitt	6-2	at Cinc	7-4	at Chi	1-4	at StL	0-8
May 23	at Pitt	4-5 (11)	at Cinc	4-3 (13)	at Chi	1-2	at StL	2-7
May 24	at Pitt	6-11	at Cinc	5-6	at Chi	6-1	at StL	5-4
May 25	-	-	-	-	-	-	-	-
May 26	Bklyn	3-4	at Bos	4-3	Phila	3-12	at NY	12-3
May 27	Bklyn	4-7	at Bos	7-4	Phila	6-2	at NY	2-6
May 28	-	-	-	-	-	-	-	-
May 29	Bklyn	5-14	at Bos	14-5	Phila	4-2	at NY	2-4
May 30	Bklyn	2-8	at Bos	8-2	Phila	2-6	at NY	6-2
May 31	Phila	5-13	NY	2-15	at Bklyn	15-2	at Bos	13-5
May 31	Phila	8-9	NY	5-7	at Bklyn	7-5	at Bos	9-8
Home		2-9	Home	2-5	Home	2-2	Home	0-0
Away		7-9	Away	10-10	Away	13-10	Away	15-12
May		9-18	May	12-15	May	15-12	May	15-12

May

	Chicago	Score	Cincinnati	Score	Pittsburgh	Score	St. Louis	Score
May 1	Cinc	10-9	at Chi	9-10	at StL	9-1	Pitt	1-9
May 2	Cinc	2-1	at Chi	1-2	at StL	5-16	Pitt	16-5
May 3	Cinc	0-2	at Chi	2-0	at StL	0-1	Pitt	1-0
May 4	Cinc	0-5	at Chi	5-0	at StL	10-3	Pitt	3-10
May 4	Cinc	6-14	at Chi	14-6	at StL	4-0	Pitt	0-4
May 5	-	-	-	-	-	-	-	-
May 6	Bklyn	2-1	Phila	4-23	NY	2-4	Bos	1-12
May 7	-	-	-	-	-	-	-	-
May 8	Bklyn	10-9	Phila	0-4	NY	0-11	Bos	6-2
May 9	Bklyn	9-10	Phila	0-1	NY	4-3	Bos	15-1
May 10	Bklyn	5-6 (11)	Phila	1-5	NY	3-5	Bos	7-4
May 11	Bos	5-7	NY	2-0	Phila	8-2	Bklyn	3-5
May 12	Bos	11-19	NY	0-6	Phila	3-4 (10)	Bklyn	2-1
May 13	Bos	8-3	NY	5-0	Phila	9-7	Bklyn	6-1
May 14	-	-	-	-	-	-	-	-
May 15	Bos	4-2	NY	0-3	Phila	10-2	Bklyn	8-4
May 16	Phila	1-3	Bos	0-5	Bklyn	3-0	NY	3-10
May 17	Phila	8-6	Bos	0-4	Bklyn	6-5 (11)	NY	6-5
May 18	Phila	8-4	Bos	5-4 (11)	Bklyn	6-7 (10)	NY	2-1
May 19	Phila	10-3	Bos	3-10	Bklyn	8-1	NY	0-1
May 20	NY	4-3	Bklyn	7-1	Bos	9-3	Phila	3-13
May 21	-	-	-	-	-	-	-	-
May 22	NY	4-1	Bklyn	4-7	Bos	2-6	Phila	8-0
May 23	NY	2-1	Bklyn	3-4 (13)	Bos	5-4 (11)	Phila	7-2
May 24	NY	1-6	Bklyn	6-5	Bos	11-6	Phila	4-5
May 25	-	-	-	-	-	-	-	-
May 26	at StL	8-6	Pitt	2-3 (10)	at Cinc	3-2 (10)	Chi	5-8
May 27	at StL	12-1	Pitt	5-7	at Cinc	7-5	Chi	1-12
May 28	-	-	-	-	-	-	-	-
May 29	at StL	3-10	Pitt	1-3	at Cinc	3-1	Chi	10-3
May 30	at StL	6-11	Pitt	3-7	at Cinc	7-3	Chi	11-6
May 31	at Pitt	1-3	at StL	2-10	Chi	3-1	Cinc	10-2
May 31	at Pitt	4-7 (10)	at StL	5-12	Chi	7-4 (10)	Cinc	12-5
Home		12-9	Home	5-15	Home	12-6	Home	16-11
Away		2-4	Away	3-4	Away	7-2	Away	0-0
May		14-13	May	8-19	May	19-8	May	16-11

June

	Boston	Score	Brooklyn	Score	New York	Score	Philadelphia	Score
June 1	Phila	0-1	NY	1-8	at Bklyn	8-1	at Bos	1-0
June 2	Phila	5-6	NY	1-4	at Bklyn	4-1	at Bos	6-5
June 3	at Phila	5-19	at NY	2-3 (12)	Bklyn	3-2 (11)	Bos	19-5
June 3	at Phila	5-6	at NY	3-0	Bklyn	0-6	Bos	6-5
June 4	at NY	4-5	at Phila	2-1	Bos	5-4	Bklyn	1-2
June 5	at NY	7-8	at Phila	3-7	Bos	8-7	Bklyn	7-3
June 6	at NY	1-3	at Phila	5-8	Bos	3-1	Bklyn	8-5
June 7	at NY	4-22	at Phila	1-3	Bos	22-4	Bklyn	3-1
June 8	-	-	-	-	-	-	-	-
June 9	StL	3-2	Chi	0-10	Pitt	4-5	Cinc	5-10
June 10	StL	4-3	Chi	3-6	Pitt	3-2	Cinc	2-6
June 11	-	-	-	-	-	-	-	-
June 12	StL	1-2	Chi	2-7	Pitt	1-0	Cinc	2-6
June 13	StL	1-16	Chi	1-2	Pitt	7-2	Cinc	6-2
June 14	Chi	4-10	StL	4-7	Cinc	4-1	Pitt	2-8
June 15	Chi	5-13	StL	2-0	Cinc	1-0	Pitt	2-3 (12)
June 16	Chi	1-7	StL	1-5	Cinc	4-3	Pitt	2-1 (11)
June 17	Chi	8-16	StL	1-3	Cinc	7-5	Pitt	3-7
June 18	-	-	-	-	-	-	-	-
June 19	Cinc	11-13	Pitt	1-0	StL	8-1	Chi	4-2
June 20	Cinc	2-9	Pitt	2-1	StL	4-5 (10)	Chi	4-3
June 21	Cinc	2-9	Pitt	1-4	StL	3-4	Chi	1-4
June 22	Cinc	1-4	Pitt	2-1	StL	10-3	Chi	6-5 (10)
June 23	Pitt	10-9 (10)	Cinc	0-5	Chi	2-1	StL	9-0
June 24	Pitt	5-15	Cinc	5-6 (11)	Chi	4-5	StL	3-2
June 25	-	-	-	-	-	-	-	-
June 26	Pitt	2-7	Cinc	4-12	Chi	2-4	StL	3-2 (10)
June 27	Pitt	0-9	Cinc	0-6	Chi	4-5 (10)	StL	7-21
June 28	-	-	-	-	-	-	-	-
June 29	at StL	7-6	at Chi	1-7	at Pitt	1-4	at Cinc	4-2
June 30	at StL	0-16	at Chi	2-4	at Pitt	1-0	at Cinc	1-0
Home		3-15	Home	4-14	Home	15-7	Home	13-9
Away		1-7	Away	2-6	Away	3-1	Away	4-0
June		4-22	June	6-20	June	18-8	June	17-9

June

	Chicago	Score	Cincinnati	Score	Pittsburgh	Score	St. Louis	Score
June 1	at Pitt	5-3	at StL	7-1	Chi	3-5	Cinc	1-7
June 2	at Pitt	4-5	at StL	7-5	Chi	5-4	Cinc	5-7
June 3	Pitt	8-9	StL	11-15 (10)	at Chi	9-8	at Cinc	15-11 (10)
June 3	Pitt	7-4	StL	6-4	at Chi	4-7	at Cinc	4-6
June 4	at Cinc	8-9	Chi	9-8	StL	6-1	at Pitt	1-6
June 5	at Cinc	5-3	Chi	3-5	StL	1-0	at Pitt	0-1
June 6	at Cinc	7-2	Chi	2-7	StL	6-1	at Pitt	1-6
June 7	at Cinc	5-1	Chi	1-5	StL	0-1	at Pitt	1-0
June 8	-	-	-	-	-	-	-	-
June 9	at Bklyn	10-0	at Phila	10-5	at NY	5-4	at Bos	2-3
June 10	at Bklyn	6-3	at Phila	3-2	at NY	2-3	at Bos	3-4
June 11	-	-	-	-	-	-	-	-
June 12	at Bklyn	7-2	at Phila	6-2	at NY	0-1	at Bos	2-1
June 13	at Bklyn	2-1	at Phila	2-6	at NY	2-7	at Bos	16-1
June 14	at Bos	10-4	at NY	1-4	at Phila	8-2	at Bklyn	7-4
June 15	at Bos	13-5	at NY	0-1	at Phila	3-2 (12)	at Bklyn	0-2
June 16	at Bos	7-1	at NY	3-4	at Phila	1-2 (11)	at Bklyn	5-1
June 17	at Bos	16-8	at NY	5-7	at Phila	7-3	at Bklyn	3-1
June 18	-	-	-	-	-	-	-	-
June 19	at Phila	2-4	at Bos	13-11	at Bklyn	0-1	at NY	1-8
June 20	at Phila	3-4	at Bos	9-2	at Bklyn	1-2	at NY	5-4 (10)
June 21	at Phila	4-1	at Bos	9-2	at Bklyn	4-1	at NY	4-3
June 22	at Phila	5-6 (10)	at Bos	4-1	at Bklyn	1-2	at NY	3-10
June 23	at NY	1-2	at Bklyn	6-0	at Bos	9-10 (10)	at Phila	0-9
June 24	at NY	5-4	at Bklyn	6-5 (11)	at Bos	15-5	at Phila	2-3
June 25	-	-	-	-	-	-	-	-
June 26	at NY	4-2	at Bklyn	12-4	at Bos	7-2	at Phila	2-3 (10)
June 27	at NY	5-4 (10)	at Bklyn	6-0	at Bos	9-0	at Phila	21-7
June 28	-	-	-	-	-	-	-	-
June 29	Bklyn	7-1	Phila	2-4	NY	4-1	Bos	6-7
June 30	Bklyn	4-2	Phila	0-1	NY	0-1	Bos	16-0
Home		3-1	Home	2-6	Home	5-3	Home	1-3
Away		16-6	Away	13-5	Away	9-9	Away	10-12
June		19-7	June	15-11	June	14-12	June	11-15

July

	Boston	Score	Brooklyn	Score	New York	Score	Philadelphia	Score
July 1	at StL	7-2	at Chi	8-6	at Pitt	17-3	at Cinc	6-9
July 2	-	-	-	-	-	-	-	-
July 3	at StL	2-6	at Chi	1-3	at Pitt	11-6	at Cinc	1-3
July 4	at Chi	2-21	at StL	9-5	at Cinc	2-3	at Pitt	0-2
July 4	at Chi	4-18	at StL	2-3 (11)	at Cinc	8-7	at Pitt	0-1
July 5	at Chi	4-5	at StL	9-6	at Cinc	0-1	at Pitt	1-6
July 6	at Chi	4-8	at StL	5-13	at Cinc	3-4	at Pitt	6-7
July 7	at Cinc	3-16	at Pitt	2-6	at StL	10-6	at Chi	3-6
July 8	at Cinc	6-8	at Pitt	3-4	at StL	2-3	at Chi	4-3
July 9	-	-	-	-	-	-	-	-
July 10	at Cinc	11-4	at Pitt	1-9	at StL	2-1	at Chi	9-2
July 11	at Cinc	4-11	at Pitt	7-3	at StL	9-0	at Chi	5-9
July 12	at Pitt	4-5 (12)	at Cinc	7-6	at Chi	4-1 (10)	at StL	4-2
July 13	at Pitt	8-5	at Cinc	6-7	at Chi	5-4	at StL	0-2
July 14	at Pitt	7-8 (13)	at Cinc	9-7	at Chi	4-1	at StL	4-1
July 15	at Pitt	6-7	at Cinc	4-0	at Chi	1-4	at StL	2-3
July 16	at Bklyn	2-6	Bos	6-2	at Phila	5-6	NY	6-5
July 16	at Bklyn	7-1	Bos	1-7	at Phila	12-2	NY	2-12
July 17	at Bklyn	0-3	Bos	3-0	at Phila	4-1	NY	1-4
July 18	at Bklyn	1-8	Bos	8-1	at Phila	3-1	NY	1-3
July 19	at Bklyn	4-5	Bos	5-4	at Phila	2-0	NY	0-2
July 20	at Bklyn	5-12	Bos	12-5	at Phila	1-0	NY	0-1
July 21	at Phila	4-7	at NY	0-4	Bklyn	4-0	Bos	7-4
July 22	at Phila	9-11	at NY	2-9	Bklyn	9-2	Bos	11-9
July 23	-	-	-	-	-	-	-	-
July 24	at Phila	5-12	at NY	1-0	Bklyn	0-1	Bos	12-5
July 25	at Phila	9-8	at NY	2-4	Bklyn	4-2	Bos	8-9
July 26	NY	3-8	Phila	1-5	at Bos	8-3	at Bklyn	5-1
July 27	NY	1-18	Phila	0-6	at Bos	18-1	at Bklyn	6-0
July 28	NY	1-20	Phila	2-1	at Bos	20-1	at Bklyn	1-2
July 29	NY	0-18	Phila	9-5	at Bos	18-0	at Bklyn	5-9d
July 30	-	-	-	-	-	-	-	-
July 31	StL	12-13 (13)	Chi	0-4	Pitt	17-1	Cinc	10-9
Home		0-5	Home	7-4	Home	4-1	Home	5-6
Away		5-19	Away	8-10	Away	18-6	Away	6-12
July		5-24	July	15-14	July	22-7	July	11-18

July

	Chicago	Score	Cincinnati	Score	Pittsburgh	Score	St. Louis	Score
July 1	Bklyn	6-8	Phila	9-6	NY	3-17	Bos	2-7
July 2	-	-	-	-	-	-	-	-
July 3	Bklyn	3-1	Phila	3-1	NY	6-11	Bos	6-2
July 4	Bos	21-2	NY	3-2	Phila	2-0	Bklyn	5-9
July 4	Bos	18-4	NY	7-8	Phila	1-0	Bklyn	3-2 (11)
July 5	Bos	5-4	NY	1-0	Phila	6-1	Bklyn	6-9
July 6	Bos	8-4	NY	4-3	Phila	7-6	Bklyn	13-5
July 7	Phila	6-3	Bos	16-3	Bklyn	6-2	NY	6-10
July 8	Phila	3-4	Bos	8-6	Bklyn	4-3	NY	3-2
July 9	-	-	-	-	-	-	-	-
July 10	Phila	2-9	Bos	4-11	Bklyn	9-1	NY	1-2
July 11	Phila	9-5	Bos	11-4	Bklyn	3-7	NY	0-9
July 12	NY	1-4 (10)	Bklyn	6-7	Bos	5-4 (12)	Phila	2-4
July 13	NY	4-5	Bklyn	1-0	Bos	5-8	Phila	2-0
July 14	NY	1-4	Bklyn	7-9	Bos	8-7 (13)	Phila	1-4
July 15	NY	4-1	Bklyn	0-4	Bos	7-6	Phila	3-2
July 16	StL	6-2	Pitt	1-6	at Cinc	6-1	at Chi	2-6
July 16	StL	3-5	Pitt	6-2	at Cinc	2-6	at Chi	5-3
July 17	StL	5-3	Pitt	3-9	at Cinc	9-3	at Chi	3-5
July 18	StL	6-3	Pitt	0-1	at Cinc	1-0	at Chi	3-6
July 19	StL	3-5	Pitt	0-1	at Cinc	1-0	at Chi	5-3
July 20	StL	10-11 (11)	Pitt	0-5	at Cinc	5-0	at Chi	11-10 (11)
July 21	Pitt	6-2	StL	6-1	at Chi	2-6	at Cinc	1-6
July 22	Pitt	6-4	StL	7-4	at Chi	4-6	at Cinc	4-7
July 23	-	-	-	-	-	-	-	-
July 24	Pitt	3-4	StL	4-5	at Chi	4-3	at Cinc	5-4
July 25	Pitt	2-5	StL	7-6	at Chi	5-2	at Cinc	6-7
July 26	Cinc	2-3	at Chi	3-2	at StL	4-1	Pitt	1-4
July 27	Cinc	2-5	at Chi	5-2	at StL	4-3	Pitt	3-4
July 28	Cinc	14-3	at Chi	3-14	at StL	7-6	Pitt	6-7
July 29	Cinc	9-4	at Chi	4-9	at StL	8-5	Pitt	5-8
July 30	-	-	-	-	-	-	-	-
July 31	at Bklyn	4-0	at Phila	9-10	at NY	1-17	at Bos	13-12 (13)
Home		15-13	Home	13-11	Home	10-4	Home	6-12
Away		1-0	Away	2-3	Away	11-4	Away	5-6
July		16-13	July	15-14	July	21-9	July	11-18

August

	Boston	Score	Brooklyn	Score	New York	Score	Philadelphia	Score
Aug 1	StL	6-29	Chi	6-5 (10)	Pitt	1-6	Cinc	9-4
Aug 2	StL	4-2	Chi	1-7	Pitt	1-3	Cinc	5-4 (10)
Aug 3	StL	6-4	Chi	7-9 (10)	Pitt	1-5	Cinc	6-0
Aug 4	Chi	8-16	StL	0-6	Cinc	5-3	Pitt	9-8
Aug 5	Chi	6-7	StL	5-9	Cinc	9-5	Pitt	3-4 (11)
Aug 6	Chi	1-12	StL	3-4 (10)	Cinc	9-1	Pitt	6-5
Aug 7	Chi	2-10	StL	7-8	Cinc	9-7	Pitt	1-2
Aug 8	-	-	-	-	-	-	-	-
Aug 9	Cinc	2-3	Pitt	8-4	at StL	3-4	Chi	4-0
Aug 10	Cinc	11-12	Pitt	2-1	at StL	4-1	Chi	1-5
Aug 11	Cinc	4-6	Pitt	2-4	StL	3-7	Chi	5-6
Aug 12	Cinc	7-8	Pitt	0-8	at StL	3-2	Chi	2-8 (13)
Aug 13	Pitt	5-8	Cinc	3-1	Chi	6-2	StL	0-1
Aug 14	Pitt	2-5	Cinc	2-9	Chi	6-2	StL	2-7
Aug 15	Pitt	15-12	Cinc	2-9	Chi	3-2 (10)	StL	7-6 (11)
Aug 16	Pitt	0-7	Cinc	2-3 (16)	Chi	4-2	StL	9-7
Aug 17	-	-	-	-	-	-	-	-
Aug 18	Bklyn	2-10	at Bos	10-2	Phila	4-2	at NY	2-4
Aug 19	Bklyn	6-0	at Bos	0-6	Phila	1-2	at NY	2-1
Aug 20	Phila	7-10	NY	2-1	at Bklyn	1-2	at Bos	10-7
Aug 21	Phila	7-6 (14)	NY	3-11	at Bklyn	11-3	at Bos	6-7 (14)
Aug 22	at NY	3-5	at Phila	4-2	Bos	5-3	Bklyn	2-4
Aug 23	at NY	5-10	at Phila	4-7	Bos	10-5	Bklyn	7-4
Aug 24	-	-	-	-	-	-	-	-
Aug 25	at StL	4-7	at Chi	3-5	at Pitt	3-2	at Cinc	8-11
Aug 26	at StL	8-10	at Chi	6-2	at Pitt	4-1	at Cinc	5-3
Aug 27	at StL	0-2	at Chi	1-0	at Pitt	5-0	at Cinc	5-6 (10)
Aug 28	at Chi	7-3 (12)	at StL	3-2	at Cinc	6-3	at Pitt	0-1
Aug 29	at Chi	1-4	at StL	3-21	at Cinc	3-2 (10)	at Pitt	1-2
Aug 30	at Chi	5-15	at StL	6-4	at Cinc	3-5	at Pitt	2-9
Aug 31	-	-	-	-	-	-	-	-
Home		5-14	Home	5-12	Home	11-5	Home	9-8
Away		1-7	Away	6-4	Away	8-3	Away	3-7
Aug		6-21	Aug	11-16	Aug	19-8	Aug	12-15

August

	Chicago	Score	Cincinnati	Score	Pittsburgh	Score	St. Louis	Score
Aug 1	at Bklyn	5-6 (10)	at Phila	4-9	at NY	6-1	at Bos	29-6
Aug 2	at Bklyn	7-1	at Phila	4-5 (10)	at NY	3-1	at Bos	2-4
Aug 3	at Bklyn	9-7 (10)	at Phila	0-6	at NY	5-1	at Bos	4-6
Aug 4	at Bos	16-8	at NY	3-6	at Phila	8-9	at Bklyn	6-0
Aug 5	at Bos	7-6	at NY	5-9	at Phila	4-3 (11)	at Bklyn	9-5
Aug 6	at Bos	12-1	at NY	1-9	at Phila	5-6	at Bklyn	4-3 (10)
Aug 7	at Bos	10-2	at NY	7-9	at Phila	2-1	at Bklyn	8-7
Aug 8	-	-	-	-	-	-	-	-
Aug 9	at Phila	0-4	at Bos	3-2	at Bklyn	4-8	NY	4-3 (11)
Aug 10	at Phila	5-1	at Bos	12-11	at Bklyn	1-2	NY	1-4
Aug 11	at Phila	6-5	at Bos	6-4	at Bklyn	4-2	at NY	7-3
Aug 12	at Phila	8-2 (13)	at Bos	8-7	at Bklyn	8-0	NY	2-3
Aug 13	at NY	2-6	at Bklyn	1-3	at Bos	8-5	at Phila	1-0
Aug 14	at NY	2-6	at Bklyn	9-2	at Bos	5-2	at Phila	7-3
Aug 15	at NY	2-3 (10)	at Bklyn	9-2	at Bos	12-15	at Phila	6-7 (11)
Aug 16	at NY	2-4	at Bklyn	3-2 (16)	at Bos	7-0	at Phila	7-9
Aug 17	-	-	-	-	-	-	-	-
Aug 18	at StL	4-3 (11)	Pitt	5-1	at Cinc	1-5	Chi	3-4 (11)
Aug 19	at StL	8-3	Pitt	1-2	at Cinc	2-1	Chi	3-8
Aug 20	at Pitt	7-4	at StL	8-6	Chi	4-7	Cinc	6-8
Aug 21	at Pitt	2-1	at StL	2-4	Chi	1-2	Cinc	4-2
Aug 22	at Cinc	3-1	Chi	1-3	StL	2-7	at Pitt	7-2
Aug 23	at Cinc	3-2	Chi	2-3	StL	5-4	at Pitt	4-5
Aug 24	-	-	-	-	-	-	-	-
Aug 25	Bklyn	5-3	Phila	11-8	NY	2-3	Bos	7-4
Aug 26	Bklyn	2-6	Phila	3-5	NY	1-4	Bos	10-8
Aug 27	Bklyn	0-1	Phila	6-5 (10)	NY	0-5	Bos	2-0
Aug 28	Bos	3-7 (12)	NY	3-6	Phila	1-0	Bklyn	2-3
Aug 29	Bos	4-1	NY	2-3 (10)	Phila	2-1	Bklyn	21-3
Aug 30	Bos	15-5	NY	5-3	Phila	9-2	Bklyn	4-6
Aug 31	-	-	-	-	-	-	-	-
Home		3-3	Home	3-5	Home	5-7	Home	6-7
Away		15-6	Away	9-10	Away	10-5	Away	9-5
Aug		18-9	Aug	12-15	Aug	15-12	Aug	15-12

September

	Boston	Score	Brooklyn	Score	New York	Score	Philadelphia	Score
Sept 1	at Cinc	0-1	at Pitt	1-3	at StL	10-9 (10)	at Chi	6-5
Sept 2	at Cinc	7-2	at Pitt	2-10	at StL	3-2 (10)	at Chi	4-1
Sept 3	at Cinc	8-6	at Pitt	7-3	at StL	8-6	at Chi	4-5
Sept 4	at Pitt	1-6	at Cinc	1-3	at Chi	6-0	at StL	11-12
Sept 5	at Pitt	18-0	at Cinc	2-16	at Chi	0-2	at StL	11-0
Sept 6	at Pitt	3-1	at Cinc	3-5	at Chi	7-1	at StL	5-6
Sept 7	-	-	-	-	-	-	-	-
Sept 8	at Bklyn	4-2	Phila	2-4	at Phila	8-6	NY	6-8
Sept 9	at Bklyn	4-12	Phila	12-4	at Phila	2-0	NY	0-2
Sept 10	-	-	-	-	-	-	-	-
Sept 11	-	-	-	-	-	-	-	-
Sept 12	NY	11-10 (10)	Phila	2-3 (10)	at Bos	10-11 (10)	at Bklyn	3-2 (10)
Sept 13	NY	1-5	Phila	3-4	at Bos	5-1	at Bklyn	4-3
Sept 14	-	-	-	-	-	-	-	-
Sept 15	StL	7-5	Chi	1-3	Pitt	2-1	Cinc	6-5
Sept 16	StL	8-10	Chi	1-9	Pitt	0-4	Cinc	9-7
Sept 17	StL	5-0	Chi	6-11	Pitt	4-1	Cinc	6-3
Sept 18	Chi	3-1	StL	3-16	Cinc	7-6 (13)	Pitt	0-1
Sept 19	Chi	7-1	StL	3-7	Cinc	6-9	Pitt	0-2
Sept 20	Chi	0-11	StL	6-3	Cinc	8-9	Pitt	0-7
Sept 21	Cinc	3-1	Pitt	0-2	StL	4-0	Chi	5-3
Sept 22	Cinc	6-1	Pitt	4-6	StL	2-3	Chi	2-4 (11)
Sept 23	Cinc	2-1 (14)	Pitt	3-5	StL	18-1	Chi	0-4
Sept 24	Pitt	9-11	Cinc	2-5	Chi	3-5	StL	1-4 (10)
Sept 25	Pitt	4-10	Cinc	3-6	Chi	1-3	StL	2-3 (10)
Sept 26	Pitt	5-6	Cinc	0-1	Chi	2-12	StL	3-6
Sept 27	at NY	4-5	at Phila	4-2	Bos	5-4	Bklyn	2-4
Sept 27	at NY	3-12	at Phila	1-3	Bos	12-3	Bklyn	3-1
Sept 28	at Phila	1-4	NY	2-6	at Bklyn	6-2	Bos	4-1
Sept 29	at Phila	0-3	NY	4-3	at Bklyn	3-4	Bos	3-0
Sept 30	Bklyn	1-2 (11)	at Bos	2-1 (11)	Phila	0-4	at NY	5-0
Oct 1	Bklyn	0-6	at Bos	6-0	Phila	7-0	at NY	0-7
Home		8-8	Home	2-14	Home	12-9	Home	7-11
Away		5-7	Away	5-7	Away	5-2	Away	6-4
Sept		13-15	Sept	7-21	Sept	17-11	Sept	13-15

September

	Chicago	Score	Cincinnati	Score	Pittsburgh	Score	St. Louis	Score
Sept 1	Phila	5-6	Bos	6-5	Bklyn	3-1	NY	9-10 (10)
Sept 2	Phila	1-4	Bos	2-7	Bklyn	10-2	NY	2-3 (10)
Sept 3	Phila	5-4	Bos	6-8	Bklyn	3-7	NY	6-8
Sept 4	NY	0-6	Bklyn	3-1	Bos	6-1	Phila	12-11
Sept 5	NY	2-0	Bklyn	16-2	Bos	0-18	Phila	0-11
Sept 6	NY	1-7	Bklyn	5-3	Bos	1-3	Phila	6-5
Sept 7	-	-	-	-	-	-	-	-
Sept 8	StL	1-5	at Pitt	4-6	Cinc	6-4	at Chi	5-1
Sept 9	StL	2-10	at Pitt	7-5	Cinc	5-7	at Chi	10-2
Sept 10	-	-	-	-	-	-	-	-
Sept 11	-	-	-	-	-	-	-	-
Sept 12	Cinc	4-1	at Chi	1-4	at StL	9-4	Pitt	4-9
Sept 13	Cinc	8-3	at Chi	3-8	at StL	1-2	Pitt	2-1
Sept 14	-	-	-	-	-	-	-	-
Sept 15	at Bklyn	3-1	at Phila	5-6	at NY	1-2	at Bos	5-7
Sept 16	at Bklyn	9-1	at Phila	7-9	at NY	4-0	at Bos	10-8
Sept 17	at Bklyn	11-6	at Phila	3-6	at NY	1-4	at Bos	0-5
Sept 18	at Bos	1-3	at NY	6-7 (13)	at Phila	2-0	at Bklyn	16-3
Sept 19	at Bos	1-7	at NY	9-6	at Phila	2-0	at Bklyn	7-3
Sept 20	at Bos	11-0	at NY	9-8	at Phila	7-0	at Bklyn	3-6
Sept 21	at Phila	3-5	at Bos	1-3	at Bklyn	2-0	at NY	0-4
Sept 22	at Phila	4-2 (11)	at Bos	1-6	at Bklyn	6-4	at NY	3-2
Sept 23	at Phila	4-0	at Bos	1-2 (14)	at Bklyn	5-3	at NY	1-18
Sept 24	at NY	5-3	at Bklyn	5-2	at Bos	11-9	at Phila	4-1 (10)
Sept 25	at NY	3-1	at Bklyn	6-3	at Bos	10-4	at Phila	3-2 (10)
Sept 26	at NY	12-2	at Bklyn	1-0	at Bos	6-5	at Phila	6-3
Sept 27	at StL	1-2	at Pitt	4-3	Cinc	3-4	Chi	2-1
Sept 27	at StL	4-8	at Pitt	0-1	Cinc	1-0	Chi	8-4
Sept 28	Pitt	1-0	StL	2-7	at Chi	0-1	at Cinc	7-2
Sept 29	Pitt	8-2	StL	11-3	at Chi	2-8	at Cinc	3-11
Sept 30	at Cinc	11-4	Chi	4-11	StL	0-3	at Pitt	3-0
Oct 1	at Cinc	7-4	Chi	4-7	StL	7-11	at Pitt	11-7
Home		6-6	Home	5-5	Home	5-7	Home	5-5
Away		11-5	Away	7-11	Away	11-5	Away	12-6
Sept		17-11	Sept	12-16	Sept	16-12	Sept	17-11

May 31, Game 2

Pittsburgh 7, Chicago 4

Pirate catcher Mike Simon hits three-run homer in bottom of 10th to give Bucs eighth win in a row

The surging Pittsburgh Pirates completed a Memorial Day doubleheader sweep of Chicago with a 7-4 victory, their eighth straight win, on a walk-off three-run homer by light-hitting C Mike Simon, who drove in five runs in the Buc win.

The Cubs took an early 2-0 lead on a two-run single by Frank Schulte in the second, but the Pirates answered with three runs off Chicago starter Mordecai (Three-Finger) Brown in the bottom of the third with Simon's two-run single driving in two of the scores.

Chicago regained the lead 4-3 in the seventh, pushing over a pair of runs without a hit. The two runs resulted from errors by Pittsburgh SS Honus Wagner and CF Tommy Leach. The Pirates tied the game in the eighth when Bill McKechnie squeezed home Fred Clarke, who had doubled and moved to third on a single by Dots Miller

Pittsburgh's Claude Hendrix relieved for starter Jack Ferry in the 10th and struggled, loading the bases, but Hendrix worked his way out of the jam with no damage. In the bottom of the 10th, with Brown still on the hill for Chicago, Honus Wagner opened the inning with a triple, but was forced out on a fielder's choice at the plate. Owen Wilson then walked and Simon followed with a three-run blast to end the game and keep the Pittsburgh win streak intact.

The win moved Pittsburgh (29-15) within a game of league-leading New York. The loss was the fourth in a row for Chicago (22-22), tied for fourth in the NL with Philadelphia, both teams eight games off the pace.

In the sixth inning, Chicago's Jim Doyle was injured , when struck by a line drive by Owen Wilson. The Chicago front office said Doyle would miss the next five games.

<u>Chicago</u>	<u>AB</u>	<u>R</u>	<u>H</u>	<u>RBI</u>	<u>Pittsburgh</u>	<u>AB</u>	<u>R</u>	<u>H</u>	<u>RBI</u>
Sheckard lf	3	2	0	0	Byrne 3b	4	0	1	0
Schulte rf	5	0	1	2	Leach cf	4	0	1	1
Hofman cf	5	0	0	0	F. Clarke lf	4	1	1	0
H. Zimmerman 2b	4	0	0	0	Wagner ss	5	0	2	0
J. Doyle 3b	2	0	0	0	D. Miller 2b	5	0	2	0
Shean 3b	3	0	2	0	McKechnie 1b	4	2	1	1
Tinker ss	4	0	1	0	O. Wilson rf	4	2	2	0
Saier 1b	4	0	1	0	Simon c	5	2	2	5
Needham c	2	0	0	0	Ferry p	3	0	1	0
Evers ph	1	0	0	0	<u>Campbell ph</u>	<u>1</u>	<u>0</u>	<u>0</u>	<u>0</u>
M. Brown p	3	2	0	0	Total	39	7	13	7
Total	36	4	5	2					

Chicago 002 000 200 0-4
 Pittsburgh 000 030 010 3-7 2 outs when winning runs scored

E - Ferry, O. Wilson, Wagner, Leach. **LOB** - Chicago 11, Pittsburgh 7. **2B** - O. Wilson, F. Clarke. **3B** - Wagner. **HR** - Simon (1). **SB** - H. Zimmerman, Saier; F. Clarke, McKechnie. **BB** - Sheckard 2, H. Zimmerman, Saier, Needham; F. Clarke, Byrne, O. Wilson. **Sac** - M. Brown; McKechnie. **SF** - Leach. **Pickoffs** - Needham (Wagner at 2b); Simon (Needham at 3b).

<u>Chicago</u>	<u>IP</u>	<u>H</u>	<u>R</u>	<u>ER</u>	<u>HR</u>	<u>BB</u>	<u>SO</u>
M. Brown L 3-1	10.2	13	7	7	1	3	2
<u>Pittsburgh</u>	<u>IP</u>	<u>H</u>	<u>R</u>	<u>ER</u>	<u>HR</u>	<u>BB</u>	<u>SO</u>
Ferry	9.0	4	4	0	0	4	2
Hendrix W 3-1	1.0	1	0	0	0	2	1

June 3, Game 1

St. Louis 15, Cincinnati 11 10 innings

Cards score seven runs in 10th, but have to battle to hold off Cincinnati rally in bottom of frame

Third place St. Louis (25-22) won a 15-11 extra-inning slugfest with seventh place Cincinnati (17-29) in the first game of a doubleheader, scoring seven runs in the top to seemingly put the game away, only to see the Reds come back and just fall short of tying the game in the bottom of the 10th.

The Reds got off to a terrible start, giving up five runs in the first, committing three errors as Cincinnati starter Harry Gaspar faced 11 batters, allowing three singles, including a two-run single by Rebel Oakes. Cincinnati answered with two runs in the second and another in the third to make it 5-3 St. Louis after three innings.

The Reds then scored a pair in both the fifth and sixth inning, driving out Cards starter Grover Lowdermilk, to take the lead. However, St. Louis tallied for single runs in the seventh, eighth, and ninth to knot the game at 8-8.

In the top of the 10th, Cardinal 1b Ed Konetchy hit a three-run HR off Gaspar and the Cards then added three more on five singles and a costly error by Gaspar. With a 15-8 lead, St. Louis appeared to have it wrapped up.

The Reds, however, came back in the bottom of the 10th on singles by Dick Hoblitzell, Dick Egan, and Eddie Grant, scoring Hoblitzell. C Larry McLean then hit a two-run double to cut the lead to four runs. After a pinch-hit single by Fred Beck, the Cards called on workhorse Bob Harmon, who retired Cincy speedster Bob Bescher on a fly ball, ending the Cincinnati rally and preserving the Cardinal win.

Miller Huggins had five hits for St. Louis. The Reds committed five errors, three by C Larry McLean, allowing eight unearned runs.

<u>St. Louis</u>	<u>AB</u>	<u>R</u>	<u>H</u>	<u>RBI</u>	<u>Cincinnati</u>	<u>AB</u>	<u>R</u>	<u>H</u>	<u>RBI</u>
Huggins 2b	7	2	5	1	Bescher lf	6	1	1	0
Ellis lf	7	1	2	0	Bates cf	4	3	1	0
Evans rf	5	3	3	1	Hoblitzell 1b	5	2	3	1
Konetchy 1b	7	2	2	3	Downey ss	3	1	2	2
Mowrey 3b	6	2	2	0	Egan 2b	6	0	1	1
Oakes cf	5	2	3	3	Marsans rf	5	2	1	1
Hauser ss	6	1	0	0	Grant 3b	6	2	3	2
Bliss c	3	2	2	2	McLean c	5	0	2	2
G. Lowdermilk p	3	0	0	0	Gaspar p	5	0	1	0
Golden p	2	0	0	0	McQuillan p	0	0	0	0
Harmon p	0	0	0	0	Beck ph	1	0	1	0
Total	51	15	19	10	Total	46	11	16	9

St. Louis 500 000 111 7 - 15
 Cincinnati 021 022 010 3 - 11

E - G. Lowdermilk, Bliss; McLean 3, Bates, Gaspar. **LOB** - St. Louis 12, Cincinnati 11. **2B** - Mowrey, Oakes, Bliss; Bescher, McLean. **3B** - Hoblitzell. **HR** - Konetchy (3). **SB** - Ellis. **CS** - Huggins. **BB** - Evans, Bliss 2; Bescher, Bates 2, Hoblitzell, Downey 2, Marsans, McLean. **Sac** - Oakes, G. Lowdermilk; Downey. **SF** - Bliss. **HBP** - Evans (by Gaspar). **GIDP** - Marsans, Gaspar.

<u>St. Louis</u>	<u>IP</u>	<u>H</u>	<u>R</u>	<u>ER</u>	<u>HR</u>	<u>BB</u>	<u>SO</u>
G. Lowdermilk	5.1	8	7	6	0	6	3
Golden W 3-6	4.1	8	4	3	0	2	3
Harmon Sv 1	0.1	0	0	0	0	0	0

<u>Cincinnati</u>	<u>IP</u>	<u>H</u>	<u>R</u>	<u>ER</u>	<u>HR</u>	<u>BB</u>	<u>SO</u>
Gaspar L 3-7	9.2	18	15	7	1	3	3
McQuillan	0.1	1	0	0	0	0	0

HB- Gaspar (hit Evans)

June 15

New York 1, Cincinnati 0

Giants Red Ames wins wonderful 1-0 duel with Reds Bobby Keefe. Only run results from bases-loaded hit batsmen in 8th

The red-hot first place New York (42-16, 6 GA) edged Cincinnati (22-36, sixth place, 20 GB) 1-0 in a great pitchers duel between NY's Red Ames and the Reds Bobby Keefe.

The winning run was scored in the most improbable of ways; in the eighth inning, with the bases loaded, Keefe hit Giants C Chief Meyers, scoring Fred Merkle, aboard via an error, with what turned out to be the only run in the game.

Both Ames and Keefe were superb, allowing three hits each, none of which figured in the scoring. Ames struck out 12 batters, issuing two walks. Keefe struck out three, walked three batters, two of them unfortunately preceding the hit batsman. Altogether, New York had five men reach base while Cincinnati only had four baserunners.

The loss was Cincinnati's third in a row, and second straight to to NY, who won the opener of the four-game series 4-1. The win was New York's sixth in a row, two of the wins, including the victory over Cincinnati, by 1-0 scores.

<u>Cincinnati</u>	<u>AB</u>	<u>R</u>	<u>H</u>	<u>RBI</u>	<u>New York</u>	<u>AB</u>	<u>R</u>	<u>H</u>	<u>RBI</u>
Bescher lf	2	0	1	0	Becker lf	4	0	0	0
Bates cf	4	0	0	0	L. Doyle 2b	3	0	1	0
Hoblitzell 1b	4	0	1	0	Snodgrass cf	2	0	0	0
Mitchell rf	4	0	1	0	Murray rf	5	0	2	0
Downey ss	3	0	0	0	Merkle 1b	3	1	0	0
Egan 2b	3	0	1	0	Devlin 3b	2	0	1	0
Grant 3b	3	0	0	0	Bridwell ss	2	0	0	0
McLean c	3	0	0	0	Meyers c	2	0	0	1
Keefe p	3	0	0	0	Ames p	3	0	0	0
Total	29	0	3	0	Total	26	1	3	1

New York 000 000 010 - 1
Cincinnati 000 000 000 - 0

E - Grant; Devlin. **LOB** - New York 5, Cincinnati 4. **SB** - Bescher 2; L. Doyle, Snodgrass. **CS** - Mitchell, Egan. **BB** - Bescher 2; Snodgrass, Devlin, Bridwell. **HBP** - Meyers(by Keefe). **GIDP** - Bates; Ames.

<u>New York</u>	<u>IP</u>	<u>H</u>	<u>R</u>	<u>ER</u>	<u>HR</u>	<u>BB</u>	<u>SO</u>
Ames W 6-3	9.0	3	0	0	0	2	12

<u>Cincinnati</u>	<u>IP</u>	<u>H</u>	<u>R</u>	<u>ER</u>	<u>HR</u>	<u>BB</u>	<u>SO</u>
Keefe L 7-7	9.0	3	1	0	0	3	3

HB Keefe (hit Meyers)

June 16

Philadelphia 2, Pittsburgh 1 11 innings

Pirates Howie Camnitz no-hits Phillies for 10.7 innings, but loses 2-1 in bottom of 11th on Magee RBI double

Pittsburgh righthander Howie Camnitz lost a heartbreaker, throwing 10.7 innings of no-hit baseball against Philadelphia, only to lose the game in the bottom of the 11th when Sherry Magee notched the Phils first and only hit of the game, a double that scored Hans Lobert, who had walked and stolen second.

The game was an entertaining, if erratic, pitcher's duel between Camnitz and the Phillies Earl Moore, who both walked seven batters. Pittsburgh had plenty of opportunities to score, but could not touch Moore until the 8th, when Honus Wagner singled, stole second, and scored on a single by 1b Newt Hunter, giving the Bucs a 1-0 lead. Pittsburgh left 12 on base.

Camnitz, meanwhile, did not allow a hit to the Phillies for the first nine innings, but he was wild, with five of his walks coming in the first eight innings. The Phils tied the game at one apiece in the bottom of the ninth, when an error by SS Honus Wagner enabled Phils 2b Otto Knabe to reach first. Camnitz then walked Dode Paskert and Hans Lobert followed with a sacrifice bunt, advancing both baserunners. Magee then hit a sac fly to score Knabe and tie the game.

Pittsburgh lost an opportunity to take the lead in the 10th when Bill McKechnie got aboard via an error by Phillies SS Mickey Doolan. McKechnie stole second, but was left stranded as Moore (8-4) retired Owen Wilson and Mike Simon. Philadelphia (31-28) won their second straight extra-inning game over the Pirates (37-22), following a 3-2, 12-inning win on June 15. The Pirates fell six games behind league leader New York.

The loss was the second straight tough loss for Camnitz (8-6), who saw a six-game win streak end on June 12, losing 1-0 to New York's Rube Marquard. Moore rebounded from a 6-2 loss to Cincinnati, during which the Phils allowed four unearned runs. Fourth-place

<u>Pittsburgh</u>	<u>AB</u>	<u>R</u>	<u>H</u>	<u>RBI</u>	<u>Philadelphia</u>	<u>AB</u>	<u>R</u>	<u>H</u>	<u>RBI</u>
Byrne 3b	4	0	0	0	Knabe 2b	3	1	0	0
Leach cf	4	0	0	0	Paskert cf	4	0	0	0
F. Clarke of	5	0	1	0	Lobert 3b	1	1	0	0
Wagner ss	3	1	1	0	S. Magee lf	4	0	1	2
Hunter 1b	4	0	1	1	Luderus 1b	3	0	0	0
McKechnie	4	0	0	0	Walsh rf	4	0	0	0
O. Wilson rf	5	0	0	0	Doolan ss	4	0	0	0
Simon c	5	0	1	0	Madden c	4	0	0	0
<u>Camnitz p</u>	<u>3</u>	<u>0</u>	<u>0</u>	<u>0</u>	<u>E. Moore p</u>	<u>4</u>	<u>0</u>	<u>0</u>	<u>0</u>
Total	37	1	4	1	Total	31	2	1	2

Pittsburgh 002 000 010 00 - 1
 Philadelphia 000 000 000 01 - 2 2 outs when winning runs scored

E - Wagner; Knabe, Doolan. **LOB** - Pittsburgh 12, Philadelphia 6. **2B** - S. Magee. **SB** - McKechnie, O. Wilson; Lobert 2, Knabe. **CS** - Hunter. **BB** - Byrne, Wagner 2, Hunter 2, McKechnie, Camnitz; Knabe 2, Paskert, Lobert 3, Luderus. **Sac** - Leach; Lobert. **SF** - S. Magee. **GIDP** - S. Magee. **OF assist** - Paskert (threw out F. Clarke at 2b in 5th).

<u>Pittsburgh</u>	<u>IP</u>	<u>H</u>	<u>R</u>	<u>ER</u>	<u>HR</u>	<u>BB</u>	<u>SO</u>
Camnitz L 8-6	10.7	1	2	1	0	7	3

<u>Philadelphia</u>	<u>IP</u>	<u>H</u>	<u>R</u>	<u>ER</u>	<u>HR</u>	<u>BB</u>	<u>SO</u>
E. Moore W 8-4	11.0	4	1	1	0	7	10

August 1

St. Louis 29, Boston 6

Cards score 10 in first inning, rack up 31 hits enroute to thrashing of cellar dwelling Rustlers

The last place Boston Rustlers got off to a bad start against St. Louis, and it just kept getting worse.

St. Louis poured over 10 runs in the top of the first against the Rustlers, added another in the second and then added another 10 runs in the middle innings to make it 21-5. Then, to add more misery to Boston's day, the Cards posted another eight runs in the top of the 8th inning in a game that seemed like it would never end.

Cards 1b Ed Konetchy got St. Louis off to a flying start with a grand slam home run off starter Orlie Weaver, who had loaded the bases on a single by Miller Huggins, a walk to Rube Ellis, and a single by Jack Bliss. With the bases cleared, Steve Evans singled, Wally Smith walked, and Rebel Oakes and Stub Hauser singled, making it eight straight Cards to reach base against Weaver, who was pulled. Reliever Lefty Tyler retired P Bob Harmon, but the next two batters singled, followed by a walk to Bliss. When the dust cleared, St. Louis had a 10-0 lead, with Boston yet to bat.

The Rustlers scored four in the bottom of the first, but St. Louis kept pouring it on, with four runs in the fifth, six more in the 6th, and an eight-run barrage in the 8th. Some of the other highlights of the blowout St. Louis victory:

- Ed Konetchy drove in six runs in the first inning with a grand slam HR and a 2-run single. Konetchy wound up with 7 RBIs
- Miller Huggins and Steve Evans both had two hits in the first inning, Huggins scoring twice.
- Four Cards scored two runs apiece in the first inning. Rube Ellis scored another two runs in the 8th, giving him five runs scored for the game.
- Four Cardinal hitters; Huggins, Ellis, Evans, Oakes, and SS Stub Hauser, each had four hits.
- The Cardinals totaled 28 singles, two triples, and Konetchy's grand slam.
- St. Louis pitcher Bob Harmon issued an astounding 13 BB, but was only hurt in the first inning, when an error by Hauser allowed three unearned runs.
- The Cardinals left 11 men on base. Boston left 15 baserunners stranded.
- Boston committed five errors, which led to eight unearned runs.

<u>St. Louis</u>	<u>AB</u>	<u>R</u>	<u>H</u>	<u>RBI</u>	<u>Boston</u>	<u>AB</u>	<u>R</u>	<u>H</u>	<u>RBI</u>
Huggins 2b	7	3	4	1	Sweeney 2b	5	0	0	0
Ellis lf	6	5	4	5	Bridwell ss	4	2	1	0
Bliss c	4	3	2	0	Donlin cf	4	0	0	0
Wingo c	2	1	2	2	R. Miller rf	4	1	1	1
Konetchy 1b	6	3	3	7	Tenney 1b	2	2	1	0
Evans rf	5	2	4	2	Ingerton lf	5	1	1	1
Mclvor rf	2	1	1	1	Spratt 3b	5	0	1	1
W. Smith 3b	5	3	1	2	Gowdy c	3	0	0	2
Oakes cf	8	2	4	3	Weaver p	0	0	0	0
Hauser ss	7	4	4	2	Tyler p	1	0	1	1
Harmon p	7	2	2	2	Kaiser ph	1	0	0	0
Total	59	29	31	27	<u>Mattern, p</u>	<u>1</u>	<u>0</u>	<u>0</u>	<u>0</u>
					Total	35	6	6	6

St. Louis **1010 046 080** - 29
Cincinnati 400 001 010 - 11

E - Hauser, Konetchy; Sweeney, Spratt, Bridwell, Gowdy, Mattern. **LOB** - St. Louis 11, Boston 15. **2B** - Weaver. **3B** - Hauser, Bliss. **HR** - Konetchy (5, Grand Slam). **BB** - Huggins, Ellis 2, Bliss 2, Konetchy 2, Evans, W. Smith; Sweeney, Bridwell 2, Donlin 2, R. Miller, Tenney 2, Gowdy 2, Tyler, Mattern. **OF assist** - Ingerton (threw out Oakes at home, 1st inning).

<u>St. Louis</u>	<u>IP</u>	<u>H</u>	<u>R</u>	<u>ER</u>	<u>HR</u>	<u>BB</u>	<u>SO</u>
Harmon W 14-12	9.0	6	6	3	0	13	5

<u>Boston</u>	<u>IP</u>	<u>H</u>	<u>R</u>	<u>ER</u>	<u>HR</u>	<u>BB</u>	<u>SO</u>
O. Weaver L 0-7	0.0	5	6	6	1	2	0
Tyler	5.0	12	9	7	0	5	5
Mattern	4.0	13	14	6	0	4	3

August 27

Brooklyn 1, Chicago 0

Dodgers Bill Schardt, Cubs Lew Richie both throw one-hitters, but Dodgers score only run in great pitcher's duel

Seventh-place Brooklyn (48-75, 39 GB) edged Chicago (73-51, third place, 15 GB) behind righthander Bill Schardt, who only gave up a 5th inning single to Cub 2b Heinie Zimmerman. Schardt needed to be at his best as Chicago's Lew Richie matched Schardt with his own one-hitter. Unfortunately, the lone hit that Richie surrendered was a second inning HR to Bill Davidson, only his second of the season.

Brooklyn only had three baserunners in the game, two via errors, and Davidson, who homered. Schardt walked the first batter he faced, Jimmy Sheckard, but retired the next 12 Cub batters consecutively before giving up a single to Zimmerman. In the 7th inning, Schardt walked Zimmerman, who stole second. Schardt then hit Jim Doyle, putting men on first and second. Zimmerman then moved to third on an error by Dodger C Moon Miller. When Zimmerman tried to score on the error, he was thrown out at home by LF Zack Wheat, in what proved to be a game-winning defensive gem.

The Cubs failed to get a man aboard in the final two innings.

<u>Brooklyn</u>	<u>AB</u>	<u>R</u>	<u>H</u>	<u>RBI</u>	<u>Chicago</u>	<u>AB</u>	<u>R</u>	<u>H</u>	<u>RBI</u>
Tooley ss	4	0	0	0	Sheckard lf	3	0	0	0
Daubert 1b	4	0	0	0	Schulte rf	4	0	0	0
Wheat lf	4	0	0	0	Hofman cf	4	0	0	0
Hummel 2b	3	0	0	0	H. Zimmerman 2b	2	0	1	0
Davidson cf	3	1	1	1	J. Doyle 3b	2	0	0	0
Coulson rf	3	0	0	0	Tinker ss	3	0	0	0
E. Zimmerman 3b	3	0	0	0	Saier 1b	3	0	0	0
O. Miller c	3	0	0	0	Graham c	2	0	0	0
Schardt p	3	0	0	0	Richie p	2	0	0	0
Total	28	1	1	1	Total	25	0	1	0

Chicago 010 000 000 - 1
Pittsburgh 000 000 000 - 0

E - Daubert; H. Zimmerman, J. Doyle. **LOB** - Brooklyn 2, Chicago 3. **SB** - Daubert; H. Zimmerman. **BB** - Sheckard, H. Zimmerman, Graham. **HBP** - J. Doyle (by Schardt). **Sac** - Richie. **GIDP** - Schulte. **OF assist** - Wheat (threw out H. Zimmerman at home in 8th inning).

<u>Brooklyn</u>	<u>IP</u>	<u>H</u>	<u>R</u>	<u>ER</u>	<u>HR</u>	<u>BB</u>	<u>SO</u>
Schardt W 5-13	9.0	1	0	0	0	3	4
<u>Chicago</u>	<u>IP</u>	<u>H</u>	<u>R</u>	<u>ER</u>	<u>HR</u>	<u>BB</u>	<u>SO</u>
Richie L 13-9	9.0	1	1	1	1	0	0

September 1

New York 10, St. Louis 9 (10 innings)

Giants steal 10 bases, but tight game decided in 10th on SF by Chief Meyers

League leading New York (90-37, 10 GA) ran rampshod on the bases, stealing 10 bases, but it was a sac fly by C Chief Meyers that made the difference as the NL leaders edged St. Louis (62-65, fifth place, 28 GB) 10-9 in ten innings in one of the season's wildest games.

The Giants stole six bases in the first three innings off Cardinal C Jack Bliss, jumping out to a 5-1 lead. In the fourth inning, Larry Doyle increased the Giant lead to 6-1 with his 12th homer of the season.

The Cards scratched away with two runs in the fourth and three more in the fifth, however, to tie the game at six apiece. Meyers doubled home Fred Merkle with a run in the seventh, to regain the lead for NY. In the 8th inning, A walk, single, two more walks and a hit batsman by Cardinal call up Ed Zmich gave the Giants two more runs and a 9-6 lead. St. Louis failed to roll over, however, pushing three runs across in the bottom of the inning to tie the game at nine each.

In the top of the ninth, against Bill Steele, on in relief for St. Louis, the Giants loaded the bases, but failed to score. In the 10th, however, Card reliever Rube Geyer gave up a one-out double to Buck Herzog, who stole third and scored on a fly to CF by Meyers.

Rube Marquard, in only his second relief appearance of the season, won the game, his 20th win of the season.

<u>New York</u>	<u>AB</u>	<u>R</u>	<u>H</u>	<u>RBI</u>	<u>St. Louis</u>	<u>AB</u>	<u>R</u>	<u>H</u>	<u>RBI</u>
Devore lf	5	0	0	0	Higgins 2b	6	1	2	1
Paulette ph	1	0	0	0	Ellis lf	6	4	3	2
L. Doyle 3b	3	2	3	2	Konetchy 1b	6	1	4	1
Snodgrass cf	6	1	2	0	Evans rf	5	0	2	2
Murray rf	3	1	0	0	Mowrey 3b	5	0	2	1
Merkle 1b	4	3	1	3	Oakes ph	1	0	0	0
Fletcher 3b	4	0	1	1	J. Clark cf	5	0	0	0
Herzog ss	5	2	2	0	Hauser ss	6	1	1	0
Meyers c	5	1	2	4	Bliss c	5	1	2	0
Wiltse p	3	0	1	0	Golden p	2	0	2	0
Crandall p	1	0	0	0	McIvor ph	1	0	1	0
Becker lf	3	0	1	0	Wile ph	1	1	1	0
Total	43	10	13	10	Bresnahan ph	1	0	0	0
					Total	50	9	20	7

New York 032 100 120 1 - 10
 St. Louis 100 023 030 0 - 9

E - L. Doyle 2; Mowrey. **LOB** - New York 12, St. Louis 10. **2B** - Herzog, Meyers; Konetchy, Wile. **3B** - L. Doyle; Konetchy. **HR** - Merkle (9), L. Doyle (12). **SB** - L. Doyle 4, Snodgrass, Murray, Merkle 2, Herzog 2. **CS** - Devore. **BB** - L. Doyle 3, Murray 3, Merkle 3, Herzog; Evans. **HBP** - Fletcher (by Zmich) **SF** - Meyers. **GIDP** - Meyers; J. Clark. **OF assist** - Murray (threw out Bliss at home in 4th inning).

<u>New York</u>	<u>IP</u>	<u>H</u>	<u>R</u>	<u>ER</u>	<u>HR</u>	<u>BB</u>	<u>SO</u>
Wiltse	5.2	14	6	5	0	1	1
Crandall	1.2	5	3	3	0	0	1
Mathewson	0.2	0	0	0	0	0	1
Marquard W 20-10	2.0	1	0	0	0	0	2

<u>St. Louis</u>	<u>IP</u>	<u>H</u>	<u>R</u>	<u>ER</u>	<u>HR</u>	<u>BB</u>	<u>SO</u>
Golden	6.0	9	6	6	2	4	3
Zmich	1.1	0	0	0	0	0	0
B. Steele	1.0	1	0	0	0	1	0
Geyer L 4-9	1.0	1	1	1	0	0	0

HB Zmich (hit Fletcher)

September 5

Boston 18, Pittsburgh 0

Rustlers' perfect day. Hub Perdue throws 3-hit shutout behind 19-hit Boston attack.

The lowly Boston Rustlers (33-98, last place 60 GB) poured it on against the second-place Pittsburgh Pirates (82-49, second place), running out to a nine-run lead after six innings and then pouring over nine runs in the ninth for a lopsided 18-0 victory.

The Rustlers got the scoring binge underway in the 2nd inning when Scot Ingerton singled and **stole second and third and stole home**, the stolen base at home resulting from a botched sacrifice. An RBI triple by Fred Tenney touched off a three-run rally in the 4th inning. Boston pushed over four more in the fifth, including three resulting from Pirates starter Marty O'Toole's bout with wildness, walking three straight runs home, giving the Rustlers a 9-0 lead.

In the ninth, **Boston put 12 straight men on base**, via three singles, three Pirate errors, five walks and an RBI double by Bill Sweeney, generated nine runs, giving the Rustlers an 18-0 win.

Some of the highlights from Boston's unusual outburst:

- 2b Bill Sweeney was 5-6, 3 RBIs.
- Pittsburgh pitchers walked 10 Boston batters, six of whom scored.
- Three Pirate errors, all in the ninth inning, yielded nine unearned runs.
- Winning pitcher Hub Perdue was 3-5 with 3 RBIs and a run.
- Boston's Scot Ingerton scored four runs on only one hit and had three stolen bases.

<u>Boston</u>	<u>AB</u>	<u>R</u>	<u>H</u>	<u>RBI</u>	<u>Pittsburgh</u>	<u>AB</u>	<u>R</u>	<u>H</u>	<u>RBI</u>
Sweeney 2b	6	1	5	3	Byrne 3b	4	0	0	0
Bridwell ss	5	0	0	0	Leach cf	4	0	0	0
Spratt pr-ss	0	1	0	0	Carey lf	4	0	1	0
Donlin cf	5	2	2	1	Wagner ss	4	0	0	0
R. Miller rf	7	3	4	2	D. Miller 2b	4	0	1	0
Tenney 1b	3	0	1	1	McKechnie 1b	3	0	1	0
Gowdy 1b	2	1	0	1	O. Wilson rf	2	0	0	0
Ingerton 3b	4	4	1	0	Gibson c	2	0	0	0
J. Clark lf	4	3	3	1	O'Toole p	2	0	0	0
Kling c	3	2	0	1	Flynn ph	1	0	0	0
Perdue p	6	1	3	3	Total	30	0	3	0
Total	45	18	19	13					

Boston 010 341 009 - 18
Pittsburgh 000 000 000 - 0

E - McKechnie, Byrne, Gibson. **LOB** - Boston 14, Pittsburgh 6. **2B** - Sweeney; Carey. **3B** - Tenney, R. Miller. **BB** - Sweeney, Spratt, Donlin, Tenney, Gowdy, Ingerton 2, J. Clark, Kling 2; O. Wilson, Gibson, McKechnie. **SB** - Ingerton 3, Sweeney. **Sac** - J. Clark, Kling. **OF assist** - O. Wilson (threw out Tenney at home in 3rd inning).

<u>Boston</u>	<u>IP</u>	<u>H</u>	<u>R</u>	<u>ER</u>	<u>HR</u>	<u>BB</u>	<u>SO</u>
Perdue W 5-12	9.0	3	0	0	0	3	3

<u>Pittsburgh</u>	<u>IP</u>	<u>H</u>	<u>R</u>	<u>ER</u>	<u>HR</u>	<u>BB</u>	<u>SO</u>
O'Toole L 1-1	4.2	8	8	8	0	6	4
Gardner	0.1	4	8	1	0	2	1
Ferry	3.1	6	1	2	0	1	2
H. Robinson	0.2	1	1	0	0	2	1

WP-O'Toole

September 6

Cincinnati 5, Brooklyn 3

Reds Mike Almeida hits pinch hit home run in bottom of ninth for com from behind win over Brooklyn

Sixth-place Cincinnati (61-71, 33 GB) won their third straight game in dramatic fashion, capturing a 5-3 contest against seventh-place Brooklyn (51-81, 43 GB) on two-out, bottom of the ninth home run by pinch-hitter Mike Almeida. The walk-off HR gave the Reds a three-game sweep of their series against Brooklyn.

Brooklyn opened up a 2-0 lead on a RBI single by Bob Coulson, followed by a sac fly by Eddie Zimmerman in the third. Cincinnati responded with two runs in the fourth on an RBI single by SS Tom Downy and a bases loaded walk by Dodger starter Nap Rucker to Reds C Hank Severied. The Dodgers took the lead 3- 2 in the sixth on an RBI single by CF Hub Nothen.

Entering the bottom of the ninth, the Reds looked done after Dick Egan, leading off, popped out to 1b Jake Daubert. Downey, however, tripled and then scored on an error by SS Bert Tooley that allowed Eddie Grant to reach first, tying the game at three apiece. After Severied struck out for the second out, Almeida, pinch-hitting for Reds starter Ray Boyd, hit his first home run of the season, scoring Grant ahead of him, to lift Cincinnati to a stunning come-from-behind 4-3 victory .

Brooklyn squandered opportunity after opportunity, stranding 12 baserunners. The win gave Boyd his first victory of the season and handed Rucker, his second straight loss and his 20th loss of the season, the most in the National League.

<u>Brooklyn</u>	<u>AB</u>	<u>R</u>	<u>H</u>	<u>RBI</u>	<u>Cincinnati</u>	<u>AB</u>	<u>R</u>	<u>H</u>	<u>RBI</u>
Stark 2b	5	0	0	0	Bescher lf	4	0	0	0
Daubert 1b	4	1	2	0	Bates cf	4	1	2	0
Wheat lf	4	2	2	0	Hoblitzell 1b	4	0	3	0
Nothen cf	2	0	1	1	Mitchell rf	4	0	0	0
Coulson rf	5	0	1	1	Egan 2b	4	1	1	0
E. Zimmerman 3b	4	0	0	1	Downey ss	4	1	2	1
Tooley ss	5	0	1	0	Grant 3b	3	1	0	0
Erwin c	4	0	2	0	Severied c	3	0	0	1
<u>Rucker p</u>	<u>4</u>	<u>0</u>	<u>1</u>	<u>0</u>	Boyd p	3	0	0	0
Total	37	3	10	3	<u>Almeida ph</u>	<u>1</u>	<u>1</u>	<u>1</u>	<u>2</u>
					Total	34	5	9	4

Brooklyn 002 001 000 - 3
 Cincinnati 000 200 003 - 5 2 outs when winning runs scored

E - Tooley, E. Zimmerman. **LOB** - Brooklyn , Cincinnati 6. **2B** - Tooley. **3B** - Downey. **HR** - Almeida (1, pinch hit). **SB** - Wheat 2, Erwin 2; Downey. **CS** - Nothen; Bates. **BB** - Daubert, Wheat, Nothen 3, Erwin (intentional); Grant, Severied. **SF** - E. Zimmerman. **HBP** - Evans (by Gaspar). **GIDP** - Downey, Boyd.

<u>Brooklyn</u>	<u>IP</u>	<u>H</u>	<u>R</u>	<u>ER</u>	<u>HR</u>	<u>BB</u>	<u>SO</u>
Rucker L 11-20	8.2	9	5	3	1	2	2

<u>Cincinnati</u>	<u>IP</u>	<u>H</u>	<u>R</u>	<u>ER</u>	<u>HR</u>	<u>BB</u>	<u>SO</u>
Boyd W 1-1	9.0	10	3	3	0	6	7

Intentional BB: Boyd (walked Erwin)