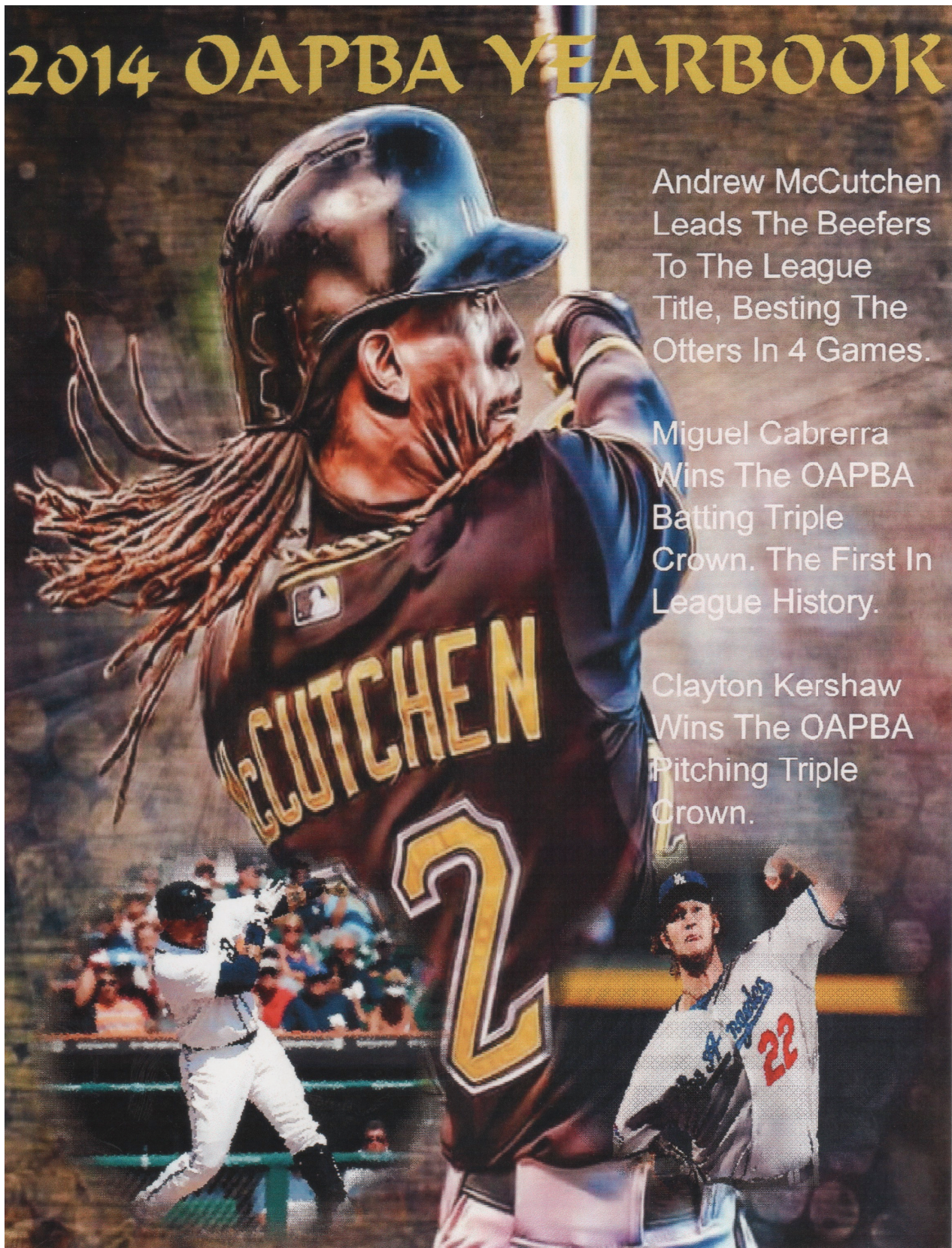


2014 OAPBA YEARBOOK

Andrew McCutchen
Leads The Beefers
To The League
Title, Besting The
Otters In 4 Games.

Miguel Cabrera
Wins The OAPBA
Batting Triple
Crown. The First In
League History.

Clayton Kershaw
Wins The OAPBA
Pitching Triple
Crown.



Beefers capture 2014 OAPBA crown with sweep over Otters; First-ever title for longtime manager Rod Caborn

*Taz Devils Dave Larson notched league best 46-32 record,
but Tazzies upset in playoffs*



Rod Caborn's (L) Beefers (43-35), the second oldest active franchise in OAPBA, finally won their first championship in 2014, defeating **Jonathan Stiwell's Otters (43-35)**, who made it to the World Series in the franchise's fourth year of operation.

The Beefers, seeded fourth in the 2014 playoffs, roared through the playoffs, taking four of six to upset **Dave Larson's top-ranked Taz Devils (46-32)**, and then sweeping the Otters in four games to win the 2014 World Series. Caborn's 2014 crown ended Joe Passiatore's remarkable stretch of six consecutive OAPBA championships (2008-2013). Joe's

retirement from active play in OAPBA guaranteed a different team would win the league championship 2014.

The Otters, managed by Jonathan Stilwell (right) roared to a 28-11 finish in the 2014 regular season to tie for second with **Walt Taylor's Whatever's (43-35)** and Caborn's Beefers. In the first round of the playoffs, the Otters, facing the Whats, lost the opener, but were victorious in the next four games to advance to the 2014 series.

For the majority of the 2014 season **Steven Korb's Turfbeaters (39-39)** resided in first place, but a late season collapse by the Turfies dropped them to .500, four games out of the playoff race. It was the second time in the past three seasons that the Turfies ended the season at .500, just missing the playoffs.



Marc Bostrom's Road Warriors (33-45) hit only .196 for the season and wound up 13 games behind the front-running Taz Devils.

Dave Mitchell's Piranhas (26-52) slogged through their eighth losing season in a row and fourth straight season with 50 or more losses, but with a base of young players acquired through four straight first round picks, kept looking forward to a more hopeful future.

Miguel Cabrera becomes OAPBA's first batting Triple Crown winner

Whatever 3b Miguel Cabrera won MVP honors for 2014, becoming the first batter in league history to capture the batting Triple Crown. For starters, Cabrera led the league in batting (.318), HR (23) and RBIs (61). Cabrera also topped league batters in on-base percentage (.419, and tied with with Devils CF Shin-Soo Choo) for the slugging lead (.631). Cabrera was third in base hits (81), seventh in runs scored (37) and fourth in bases on balls (42).

The **Taz Devils Clayton Kershaw** was equally as dominant on the mound, winning the pitcher's Triple Crown by leading the league in wins (12-3), ERA (1.96) and tying for the league lead in strikeouts (115) with Beefer righty **Max Scherzer**. Kershaw led in innings pitched (124.0), but also surrendered the greatest number of bases on balls (53). Kershaw was the first pitcher to win the

pitcher's Triple Crown since the **Highlanders Greg Maddux** in 1995 and the first pitcher to win as many as 12 games in a season since the **Platoon's Chris Carpenter** went 13-1 in 2010.



OAPBA turned 27 years old in 2014

OAPBA completed its 27th season in 2014, making the league one of the most successful, longest-operating face-to-face leagues in all of APBAdom. The league first began play in 1988 with Joe Passiatore, Joel Prinsell, Bryant Applegate, and Steve Lorman.

None of the original Founding Fathers remain active in the league. Currently Caborn and Dave Larson, whose Taz Devils started in 1991, are the league's longest-operating managers. Walt Taylor's Whatevers, which started as the Metropolitanans, is the league's longest-operating franchise, playing continuously since the league began in 1988.

For 2014, there were changes aplenty. Joe Passiatore (Platoon II) and Kris Stenger (Gashouse Gang) both dropped out of the league, reducing the number of operating franchises to seven.

The Platoon roster was redistributed among the remaining seven franchises while Stenger's franchise was put on a "hold" status, with the roster maintained for the 2014 season (including the 2014 draft), although the franchise was inactive for league play.

For 2014, The three division setup dropped in favor of a seven-team, one league set up. The schedule was reduced to 78 games, from 80 games, with a break at 39 games to allow three roster changes. The top four teams qualified for the '14 playoffs.

<i>OAPBA 2014 team v team results</i>								
<i>Team</i>	Devils	Whats	Otters	Beefers	Turf	Road	Piran	<i>Total</i>
Taz Devils		8	4	7	9	7	11	46
Whats	5		9	3	9	8	9	43
Otters	9	4		6	7	9	8	43
Beefers	6	10	6		5	6	9	43
Turfbeater	4	4	6	8		9	8	39
Road Warriors	6	5	4	7	4		7	32
Piranhas	2	4	5	4	5	6		26
<i>Total</i>	32	35	35	35	39	45	52	273

2014 Regular Season

First half: Korb's Turfbeaters take command



Steven Korb's (left) Turfbeaters, after a 3-5 start, took four of five from Rod Caborn's Beefers in their third series of the season, launching them on a 17-4 run that put them atop the standings for the entire first half.

During their 17-4 run, Turfbeaters pitching only allowed 33 runs. In their final series however, in five games vs. the Whatevers, Turfie pitchers took a holiday, giving up 32 runs in the five-game series, with the only Turfie win a 13-1 rout of the Whats. Despite losing four of five to the Whatevers to end the first half, the Turfbeaters looked like they might run away with the 2014 pennant.

After the end of the first 39 games, the Turfies (24-15) had a two-game lead over **Dave Larson's Taz Devils** and a three-game lead over **Walt Taylor's Whatevers**.

Both the Devils, who won five of their last seven, and the Whats, who won six of their final nine games in the first half appeared to be gaining momentum for a second half run, but it was questionable whether or not they could overtake the red-hot Turfbeaters.

Rod Caborn's Beefers hovered around .500, disrupted by a six-game losing streak near the end of the half, ending at 20-19 for the half, four games behind the league-leading Turfs.

Marc Bostrom's Road Warriors suffered from road weariness resulting from four extraordinary first-half extra-inning losses, all on the road, three of them to the Piranhas. The Moss Park team lost 6-5 to the Beefers (19 innings). Then then dropped two marathon decision to the Piranhas, 4-3 (17 innings) and 3-2 (13 innings). As if two marathon losses to the Piranhas were not enough, the Roadies ended the first half on the short end of a 1-0 15-inning loss to the Piranhas, which snapped a Road Warrior four-game winning streak, giving them a 17-22 record at the end of the half.

Dave Mitchell's (right) Piranhas almost got to .500 at 14-16, winning back-to-back extra inning games (4-3 in 17 innings and 3-2 in 13 innings) against the Road Warrior, but lost seven of their last nine contests to slip to 16-23 to finish the first half.

After a promising 10-8 start, **Jonathan Stillwell's Otters** dropped 12 of their final 16 games, including a five-game losing streak to end the first half at 14-20, and apparently to out of the running for a playoff slot. (Note: the Otters had a 34-game first half).

The biggest offensive explosion in the first half was a 14-5 win by the Whatevers against the Taz Devils, led by three-run homers by the Whats' Shane Victorino and Joe Mauer. The Turfbeaters were on the losing end of two the league's three biggest offensive explosions in one game in the first half. The Beefers won two of the lopsided wins, 13-4 vs. the Turfbeaters and 13-2 v. the Turfbeaters, while the Turfs were the winners in a 13-1 final series win against the Whatevers.



Second half: Taz Devils overtake Turfies. Otters come out of nowhere to finish in three-way tie for second place

The second half of the 2014 season was one for the ages in OAPBA. Highlights included:

- The steady play of Taz Larson's Taz Devils, who were able to catch the Turfbeaters and finish first in regular season play.
- An incredible run by Jonathan Stillwell's Otters to capture a playoff berth.
- A collapse by Steven Korb's Turfbeaters, who saw their first half lead evaporate.
- A season-ending three-way deadlock for second place that resulted in a controversial seeding for the playoffs.
- A second half swoon by the Piranhas that saw them record their fourth straight 50-loss season.

Dave Larson's (right) Taz Devils, hovering just below first, won nine of their first 12 games to open the half, improving to 31-20. After a split with the Beefs, The Tazzies won three of four from the Whatever's and swept the Piranhas. The Devils, however, gave it right back, suffering a four-game sweep by the Otters, and an opening game loss in a series against the Turfs, falling back to 31-25. The Devils won their next three games from the Turfies and roared down the stretch at 15-7 to win the regular season standings.



Steven Korb's Turfbeaters, after an outstanding first half, dropped three of five to the Devils to start the second half, but rebounded to win six of their next eight to put their record at 32-20. From that point, forward, however the bottom fell out. The Turfs went 7-19 the rest of the way, including losses in nine of their final 10 contests, to fall out of the playoffs. Although they finished a respectable 39-39, the season was a disappointment because of the second-half collapse that cost them a shot at the title.



(Note: the Turfbeaters were managed by various managers during the second half because of business commitments by Korb, but the team was managed aggressively and competitively with no letup on their opposition).

Walt Taylor's (L) Whatever's dropped eight of 11 to start the second half, but moved into contention by winning nine of 11, including a five game win streak. Later, after losing five games in a row, including a sweep by the Beefs, the Whatever's fell to 35-34. However, they hit the final turn at full speed, winning eight of nine, including, four of five from the Otters, in Whoville, in their final series, highlighted by a grueling 5-4, 12-inning victory. What righty Matt Harvey threw a final game 5-0 shutout to tie the Whats and Otters at 43-35, but both teams had company in the final standings.

Rod Caborn's Beefers fell to 23-24 after a 4-5 start to the second half, but a six-game win streak, including three of four wins against the Whatevers, seemed to put them back on track. The Beefs then dropped seven of the next 12 and, with four games left, a record of 39-35 and losing sight of the playoffs, the Beefers stunned the Whatevers in a four-game sweep to finish tied for second at 43-35.

With no one paying much attention, **Jonathan Stillwell's Otters** won five of their first 10 games in the second half to improve to 19-25. The Otters then took off on a seven-game winning streak, including a four-game sweep over the Taz Devils, to get into the winning column at 26-25. The streak ended with a 3-1 loss to the Roadies Madison Bumgarner, who threw a five-hitter.

After splitting their next two games, the Otters took off on another seven-game win streak, ending with a 5-2 loss to Turfbeater righthander Julio Teheran, to reach 34-27, putting them in a tight battle with the Taz Devils for the league lead. The Otters kept the pressure on, winning eight of their next 11 for a worst-to-first turnaround at 42-31.


Marc Bostrom's (right) Road Warriors started off the second half by going 11-11 to make their record 28-33, only five games short of .500. A 13-4 pounding by the Whatevers, however, seemed to send the Roadies off the cliff, losing 12 of their final 17 games to finish in sixth place at 33-45, thirteen games behind the Taz Devils.



Dave Mitchell's Piranhas, fighting to avoid their fourth consecutive 50-loss season, began the second half on a positive note, with lefty Cliff Lee beating the Beefers 7-4. The Fish then spiraled into a seven-game losing streak that ended when 2b Robinson Cano slammed three home runs to lead the Piranhas to a 9-3 win over the Otters. Ervin Santana then blanked the 3-0 Otters 3-0, but the Piranhas then lost their next six a row, three in extra innings, before edging the Turfs 6-5 in 13 innings. The Fish then fell into another six game losing streak, scoring only six runs, before Santana once again came to the rescue, shutting out the Road Warriors 2-0 on three hits. The Piranhas then dropped 11 of their last sixteen games, finishing at 26-52 for the 2014 season.

2014 Semi-final playoffs

Beefers upset top-seeded Taz Devils to advance to '14 Series



Devils RF Will Venable hit 11-22, .500 and slammed three HRs for the series, but it was not enough to

The first round of the 2014 playoffs opened with an upset, with Rod Caborn's Beefers (43-35) surprising Taz Larson's Taz Devils (46-32) in six games.

Statistically, the Devils outplayed the Beefers in almost everything in the series. The Devils outhit the Beefers (.252 to .226), had a better OBP (.336 to .265) and outscored the Beefers 34-33 in the six-game series. On the hill, the Devils team ERA was better than the Beefers (4.14 to 4.87).

The Beefers made up the difference in power (10 HE to eight for the Devils) and on defense (two errors versus 10 for the Devils). The Devils defense allowed four unearned runs in the series, which turned out to be a weak link for the Tazzies.

The Beefers (43-35) had tied for second in the regular season standings, but were relegated to the fourth-place seed, based on total runs scored during the regular season, which put the Beefers (301 runs) behind the Whatevers (317) and Otters (307). The Taz Devils (46-32) had the best record in 2014.

Game 1 Taz Devils 10, Beefers 3

The Tazzies pounded the Beefs 10-3 in the opener with **Will Venable leading the way with a pair of home runs and a double and three RBIs**. Brian McCann and Paul Goldschmidt also homered as the Devils pounded Beefer starter Hisashi Iwakuma for six runs in four innings. Alex Cobb went five innings for the Devils to get the win, with relievers Dan Otero and David Carpenter finishing things after the Devils had built up a 8-2 lead.

Beefs 3-7-0 L- Hisashi Iwakuma 0-1. HR Jason Kipnis (1), Chris Davis (1)
 Devils 10-9-0 W-Alex Cobb 1-0. HR Will Venable 2 (1, 2), Goldschmidt (1), B. McCann (1)

Game 2 Beefers 8, Taz Devils 4

Beefer RHP Max Scherzer went seven innings, giving up four runs, but received plenty of offensive support, led by **Carlos Gonzalez, who hit a grand slam HR** off Devils starter Jordan Zimmermann in the second, giving the Beefers a 5-0 lead. Later, J.J. Hardy singled a run home, Matt Wieters doubled in a run, and Michael Cuddyer hit a solo shot in the ninth as the Beefs coasted to even the series.

Beefs 8-13-1 W- Max Scherzer 1-0 (11 Ks). HR Carlos Gonzalez (1, grand slam).
 Devils 4-9-3 L-Jordan Zimmermann 0-1.

Game 3 Beefers 7, Taz Devils 4

Shifting to the Beefer Bowl, the Beefers came from behind for a 7-4 win and a 2-1 series lead. In the third, the Devils jumped on Mat Latos for a 4-0 lead on a three-run HR by Brandon Moss and an RBI single by Shin-Soo Choo, who had three hits in the game.

With Clayton Kershaw, the league’s winningest pitcher on the mound for the Devils. The four-run lead looked insurmountable. The Beefs rebounded, however, on two-run HRs by Adrian Beltre and Yan Gomes and, in the 7th inning, with David Carpenter on the hill for the Tazzies, a Devils defensive meltdown that saw two Devils error lead to three Beefer runs, highlighted by a two-run single by Yasiel Puig. The Devils wound up with three miscues, the second straight game in which they committed three errors.

Devils 4-6-3 L- Clayton Kershaw 0-1. HR Brandon Moss (1).
 Beefs 7-8-0 W -Javier Lopez 1-0. Sv Tanner Scheppers (1). HR Yan Gomes (1), Adrian Beltre (1).

Game 4 Taz Devils 7, Beefers 4

With the scored tied at four apiece in the 7th inning, the Devils ripped Beefer reliever Seth Maness with an RBI single by hot-hitting Shin-Soo Choo and a three-run HR by Paul Goldschmidt to pull ahead 7-4. Relievers Dan Otero and Mark Melancon kept the Beefers off the board the final three innings for the win, tying the series at two games apiece.

Devils 7-9-3 W- Dan Otero 1-0. Sv Mark Melancon (1). HR Goldschmidt (2), Brandon Moss (2).
 Beefs 4-6-1 L -Seth Maness 0-1. HR Andrew McCutchen (1).

Game 5 Beefers 4, Taz Devils 2

Beefer ace Hisashi Iwakuma, ripped in game two, settled down in Game Five, going seven-plus innings, allowing only two runs, including a HR by Will Venable, to give the Beefers a 3-2 edge in the series. The Beefs scored three in the fourth inning on an RBI single by J.J. Hardy and two-run HR by Matt Wieters, off Devils starter Alex Cobb. After Iwakuma tired in the 8th, relievers Brad Ziegler and Bobby Parnell finished off the Devils to give the Beefers a 3-2 edge in the series.

Devils 2-7-1 L- Alex Cobb 1-1. HR Will Venable (3).
 Beefs 4-8-0 W- Hishashi Iwakuma 1-1. Sv Bobby Parnell (1). HR Matt Wieters (1).



RHP Max Scherzer won two games as the Beefs made it past the Taz Devils in the playoffs first round.

Game 6 *Beefers 6, Taz Devils 5*

In a classic rock 'em, sock 'em battle at Yosemite Park, the Beefers outlasted the Devils 6-5 to win the first round playoff and advance to the World Series.



Beefers 3b Adrian Beltre's three-run HR in the 5th inning of Game Six gave the Beefers a lead that they never relinquished. Beltre hit two HRs in the playoff series.

The Devils jumped out in front 3-0 on a two-run double by Will Venable and an RBI single by Matt Carpenter in the second inning, all off Beef starter Max Scherzer. The Beefs countered in the next inning, however, on a Carlos Gonzalez and a two-run triple by Chris Davis.

With the game tied at three in the fifth, Adrian Beltre greeted Devils reliever Neal Cotts, in for Zimmermann, with a three-run HR to make it 6-3 in favor of the Beefs. The Devils scored two in the bottom of the 8th on another RBI double by Venable and another RBI single by Carpenter, cutting the lead to one run. The Beefer bullpen combo of Javier Lopez and Bobby Parnell, however, put the Devils away in order in the ninth for the win.

Beefs 6-8-0 W- Max Scherzer 2-0. Sv Bobby Parnell (2). HR Adrian Beltre (2), Carlos Gonzalez (2).
Devils 5-11-1 L- Jordan Zimmermann 0-2. Will Venable 3-3, 2 doubles, 3 RBIs, Mt. Carpenter 3 hits.

Playoffs 2014
Beefers 4, Taz Devils 2
Beefers advance to 2014 World Series

Player	Avg	OBP	G	AB	R	H	2B	3B	HR	RBI	BB	K	SB-CS	Sac	SF	HBP	DP	E
Michael Young	.500	.500	2	2	0	1	1	0	0	0	0	0	0-0	0	0	0	0	0
Yan Gomes	.400	.400	2	5	2	2	0	0	1	2	0	0	0-0	0	0	0	0	0
Yasiel Puig	.400	.400	3	5	1	2	0	1	0	2	0	0	0-0	0	0	0	0	0
Matt Wieters	.389	.389	6	18	1	7	3	0	1	3	0	1	0-0	0	0	0	0	1
Andr. McCutchen	.292	.320	6	24	4	7	1	0	1	3	1	1	1-1	0	0	0	0	0
J.J. Hardy	.261	.292	6	23	6	6	2	0	0	2	1	3	0-0	0	0	0	0	0
Michael Cuddyer	.250	.286	6	20	4	5	1	0	1	0	1	7	0-0	0	0	0	1	0
Chris Davis	.235	.350	5	17	1	4	2	1	1	5	2	5	0-0	0	0	1	0	0
Carlos Gonzalez	.227	.292	6	22	5	5	1	0	2	4	2	7	3-0	0	0	0	0	0
Jason Kipnis	.174	.208	6	23	4	4	1	0	1	0	1	7	2-0	0	0	0	0	1
Adrian Beltre	.167	.200	6	24	4	4	1	0	2	5	1	2	0-0	0	0	0	0	0
Adrian Gonzalez	.000	.000	4	7	0	0	0	0	0	0	0	4	0-0	0	0	0	0	0
Ryan Raburn	.000	.000	1	3	0	0	0	0	0	0	0	0	0-0	0	0	0	0	0
Pitchers	.000	.000	6	15	1	0	0	0	0	0	1	4	0-0	0	0	0	0	0
Team	.226	.265	6	208	33	47	13	2	10	26	10	41	6-1	0	0	1	1	2

Grand slam HR Carlos Gonzalez

Player	W-L	ERA	G	GS	CG	Sh	Sv	IP	H	R-ER	HR	BB	SO	HB	WP
Max Scherzer	2-0	5.25	2	2	0	0	0	12.0	14	7-7	0	5	18	0	0
H'shi Iwakuma	1-1	6.35	2	2	0	0	0	11.3	10	8-8	3	3	9	0	0
Chris Tillman	0-0	6.00	1	1	0	0	0	6.0	7	4-4	1	5	6	0	1
Mat Latos	0-0	7.20	1	1	0	0	0	5.0	4	4-4	1	2	3	0	0
Starters	3-1	6.03	6	6	0	0	0	34.3	35	23-23	5	15	36	0	1
Javier Lopez	1-0	0.00	3	0	0	0	0	1.3	1	0-0	1	1	2	0	0
Tner Scheppers	0-0	0.00	2	0	0	0	1	4.7	1	0-0	0	2	2	0	0
Bobby Parnell	0-0	0.00	2	0	0	0	2	0.7	0	0-0	0	0	1	0	0
Brad Zeigler	0-0	2.08	4	0	0	0	0	4.3	3	1-1	0	4	1	0	0
Ryan Cook	0-0	3.00	3	0	0	0	1	6.0	4	2-2	1	2	6	1	0
Tony Watson	0-0	4.90	3	0	0	0	0	3.7	5	2-2	1	3	1	0	0
Seth Maness	0-1	11.59	2	0	0	0	0	2.3	3	3-3	1	2	1	0	0
Relievers	1-1	3.13	19	0	0	0	4	23.0	17	8-8	3	14	14	1	0
Team	4-2	4.87	25	6	0	0	4	57.3	52	31-31	8	29	50	1	1

Playoffs 2014
Taz Devils 2, Beefers
Taz Devils eliminated from playoffs

Player	Avg	OBP	G	AB	R	H	2B	3B	HR	RBI	BB	K	SB-CS	Sac	SF	HBP	DP	E
Josh Donaldson	.500	.625	6	6	2	3	1	1	0	0	2	0	0-0	0	0	0	0	2
Will Venable	.500	.542	6	22	8	11	3	0	3	7	2	4	1-0	0	0	0	0	0
Shin-Soo Choo	.480	.536	6	25	3	12	4	0	0	6	2	3	0-0	0	0	1	0	0
Brandon Moss	.333	.417	6	21	5	7	2	0	2	6	3	4	0-0	0	0	0	0	3
Shane Robinson	.333	.333	4	3	3	1	0	0	0	0	0	1	0-0	0	0	0	0	0
Matt Carpenter	.280	.333	6	25	3	7	3	0	0	4	2	6	0-0	0	0	0	0	1
Brian McCann	.214	.353	6	14	3	3	1	0	1	4	3	5	0-0	0	0	0	0	1
Chase Utley	.188	.278	6	16	0	3	1	0	0	0	2	4	0-0	0	0	0	0	1
Ian Desmond	.125	.278	6	24	1	3	2	0	0	0	2	6	0-0	1	0	0	2	0
Paul Goldschmidt	.077	.111	6	26	3	2	0	0	2	5	1	5	0-0	0	0	0	2	1
Jeff Baker	.000	.500	3	2	0	0	0	0	0	0	2	1	0-0	0	0	0	0	0
Buster Posey	.000	.286	4	5	1	0	0	0	0	0	2	1	0-0	0	0	0	1	0
Dexter Fowler	.000	.000	2	1	1	0	0	0	0	0	0	1	0-0	0	0	0	0	0
Jose Altuve	.000	.000	2	4	0	0	0	0	0	0	0	2	0-0	0	0	0	0	0
Alex Rios	.000	.000	3	0	0	0	0	0	0	0	0	1	0-0	0	0	0	0	0
Pitchers	.000	.182	6	9	1	0	0	0	0	0	2	4	0-0	0	0	0	0	0
Team	..252	.336	6	206	34	52	17	1	8	32	25	48	1-0	1	0	1	5	10

<u>Pitcher</u>	<u>W-L</u>	<u>ERA</u>	<u>G</u>	<u>GS</u>	<u>CG</u>	<u>Sh</u>	<u>Sv</u>	<u>IP</u>	<u>H</u>	<u>R-ER</u>	<u>HR</u>	<u>BB</u>	<u>SO</u>	<u>HB</u>	<u>WP</u>
Alex Cobb	1-1	5.40	2	2	0	0	0	10.0	9	6-6	2	2	8	0	1
J. Zimmermann	0-2	6.92	2	2	0	0	0	12.0	11	10-10	2	4	10	0	1
Clyton Kershaw	0-1	7.11	1	1	0	0	0	6.3	6	6-5	2	1	3	0	0
Kris Medlen	0-0	3.60	1	1	0	0	0	5.0	5	4-2	1	1	6	0	0
Starters	1-4	6.03	6	6	0	0	0	34.3	31	26-23	7	8	27	0	2
Dan Otero	1-0	0.00	3	0	0	0	0	5.0	0	0-0	0	1	3	0	0
Neal Cotts	0-0	0.00	2	0	0	0	0	4.0	1	1-0	1	1	6	0	0
Kevin Siegrist	0-0	0.00	2	0	0	0	0	3.0	3	0-0	0	0	4	0	0
Chris Sale	0-0	0.00	1	0	0	0	0	0.3	0	0-0	0	0	0	0	0
Mrk Melancon	0-0	1.80	3	0	0	0	1	5.0	3	1-1	1	0	3	0	0
Dv. Carpenter	0-0	3.85	3	0	0	0	0	4.7	7	2-2	1	1	4	1	0
Relievers	1-0	1.23	14	0	0	0	1	22.0	14	4-3	1	3	20	1	0
Team	2-4	4.15	20	6	0	0	1	56.3	45	30-26	10	11	47	1	2

Otters surprise Whatever's in five games; seize spot in World Series in fourth season

Jonathan Stillwell's Otters, seeded third, capped off a remarkable second-half run by surprising the **Walt Taylor's** second-seeded **Whatever's** (43-35) in five games to advance to the 2104 World Series in only their fourth season of operation.

After the Whats won the opener 2-1, it was all Otters, who won the next four games in a row.

A tough 3-2 Otters win in 10 innings in Game Two and an 8-7 come-from-behind Otters victory in Game Three seemed to take the starch out of the Whats, who generated only eight hits and three runs in the final two games.



The highlight of the series was the series-clinching 3-0 one-hitter by the Otters **Bartolo Colon** (above), who had a no-hitter going into the eighth inning, before a single by Whats LF Michael Bradley broke it up.

Game 1 Whats 2, Otters 1

Whatever ace Zack Greinke and Otters RHP Bartolo Colon kept scoring low in the opener. The Otters worked Greinke for two walks and a single with only one out in the first. But with the bases loaded, Greinke got Miguel Montero to hit into a double play to get out of the jam. Likewise, What C Joe Mauer was thrown out trying to score on a Joey Votto single in the bottom of the first. But the Whats scored in the 2nd when Dustin Pedroia doubled home Michael Brantley on a hit and run play. Then Pedroia stole second base after a single in the fourth, and came home on a double by Andrelton Simmons.

The Otters tried to come back in the sixth, when Omar Infante tripled, and Jose Bautista singled him home. But that was all the scoring to be had for the Otters, as What reliever Luis Avilan shut down the Otters over the last two innings.

Otters 1-6-0 L- Bartolo Colon 0-1.
Whats 2-7-0 W-Zack Greinke 1-0. SV Luis Avilan 1.

Game 2 Otters 3, Whats 2 (10 innings)

The Otters Jose Fernandez faced off against the Whats Adam Wainwright.. Freddie Freeman set the tone for the game with a solo HR in the first inning. The Otters added another run in the fourth with singles by Infante, Nava and Machado. The Otters led 2-0 until the 7th, when Miguel Cabrera homered to cut the lead in half, making it 2-1.

In the ninth, the Otters called on closer Joe Nathan. But with one out, What 1b Joey Votto smashed a HR in to the Whoville bleachers to tie the game. In the 10th, Montero pinch hit for Nathan and laced a double. Mike Trout moved the runner to 3rd with a grounder to short. Jean Segura then laid down a surprise suicide squeeze bunt, and beat it out for a single, driving in Montero on the play. J.P. Howell came in and got the last three outs for the Otters to earn the save and tie the series at one game each.

Otters 3-10 W- Joe Nathan 1-0. SV J.P. Howell 1. HR Freddie Freeman (1).
Whats 2-6-1 L-Cody Allen 0-1. HR Joey Votto (1), Miguel Cabrera (1).

Game 3 **Otters 8, Whats 7**

The action moved to the Otters' Frank Selee Field with Matt Harvey for the Whats and original Otter Hiroki Kuroda pitching his first playoff game. The Whats pounced on Kuroda in the first with Votto, Michael Brantley and Shane Victorino all getting hits and Adam Jones capping off the scoring with a 3R HR for a 4-0 Whatever lead. But the Otters were determined not to let the game get away from them, and Mike Trout tripled to lead off the game and scored on an Omar Infante single. After Joe Bautista singled, Daniel Nava scored Infante on a sac fly and Jason Heyward added a two run HR. The Otters had tied the score.

The relentless Whats scored single runs each of the next three innings, but with the Whats up 7-4, a win looked unlikely for the Otters.

But, leading off the fifth, Otter 2b Omar Infante signaled that the Otters were still alive, hitting a HR. Jean Segura tripled in the 6th and pinch-hitter Sal Perez laced a hit-and-run single to score another run and cut the What lead to 7-6. Meanwhile, Justin Wilson and Craig Breslow held the Whats in check, keeping the game within reach. In the bottom of the 8th, Heyward led off with a walk. Two batters later, Manny Machado hit a pinch-hit 2b, tying the game when Heyward came home. Then Mike Trout, after having struck out twice and hit into the rally killing double play earlier in the game, hit a go-ahead double, giving the Otters an 8-7 lead.

Joe Nathan again was called on to close the game. After Nathan retired Mauer and Votto, he intentionally walked Miguel Cabrera, and the Whats countered with pinch-hitter Edwin Encarnacion, who doubled, putting runners on 2nd and 3rd. With the game on the line, Shane Victorino flied to center, giving the Otters an unlikely come-from-behind 8-7 win and 2-1 lead in the series.

Whats 7-9-0 L- Mariano Rivera 0-1. HR Adam Jones (1), Dustin Pedroia (1)
Otters 8-12-1 W -Craig Breslow 1-0. Sv Tanner Scheppers (1). HR Jason Heyward (1), Omar Infante (1).

Game 4 **Otters 4, Whats 3**

The Otters struck first when Trout doubled, Nava singled, with both on an SF from Jose Bautista, and a single by Jean Segura. After that, What starter Yu Darvish settled down, setting the Otters down weakly over the next three innings. The Whats greeted Otter starter, Homer Bailey rudely in the 3rd with a walk, a Mauer single and another HR from Joey Votto. In the Otters' 5th, Daniel Nava walked, Freddie Freeman singled, and then Adam Jones misplayed a Joey Bats single, allowing it to roll past him, and two runners to scamper home. With the Otters up 4-3, Brandon Kintzler closed it for the Otters, putting them up 3-1 in the series.

Whats 3-7-2 L- Yu Darvish. HR Joey Votto (2).
Otters 4-8-0 W -Brandon Kintzler 1-0. Sv Craig Breslow (1).

Game 5 **Otters 3, Whats 0**

In a rematch of Game One, the Whats started Zack Greinke and Otters went with aging Bartolo Colon. On this occasion, **Colon was the better of the two, throwing a one-hit masterpiece to lift the Otters into the 2014 World Series.** Colon carried a no-hitter into the eighth, but it was broken up by a Michael Brantley single. Colon only walked one in the contest.

The Otters opened the scoring in the second, when Khris Davis walked, Montero doubled, and Jose Bautista lifted his third sacrifice fly of the series. Then Jean Segura doubled home a second run. The Otters tacked on an insurance run in the sixth when Infante singled in Freeman to make it 3-0.

Whats 0-1-0 L- Zack Greinke 0-2.
Otters 3-7-0 W -Bartolo Colon 1-0 (CG.)

Playoffs 2014
Otters 4, Whatever's 1

Otters advance to team's first World Series appearance

Player	Avg	OBP	G	AB	R	H	2B	3B	HR	RBI	BB	K	SB-CS	Sac	SF	HBP	DP	E
Miguel Montero	.444	.444	5	9	2	4	0	0	0	0	0	0	0-0	0	0	0	1	0
Freddie Freeman	.333	.333	5	21	3	7	2	1	1	1	0	4	0-0	0	0	0	1	0
Jose Bautista	.313	.409	5	16	1	5	0	0	0	2	4	3	0-0	0	2	0	0	0
Daniel Nava	.308	.412	5	13	2	4	0	0	0	1	1	1	0-0	0	1	2	0	0
Mike Trout	.300	.364	5	20	2	6	4	1	0	0	2	6	0-0	0	0	0	0	0
Omar Infante	.263	.300	5	19	3	5	0	1	0	6	1	3	0-0	0	0	0	0	0
Jean Segura	.250	.250	5	20	1	5	1	1	0	3	0	4	0-0	0	0	0	0	0
Manny Machado	.222	.222	4	9	1	2	1	0	0	2	0	2	0-0	0	0	0	0	0
Salvador Perez	.200	.200	5	10	0	2	0	0	0	1	0	4	0-0	0	0	0	0	0
Jason Heyward	.167	.286	4	6	3	1	0	0	0	2	1	1	0-0	0	0	0	0	0
Khris Davis	.000	.250	2	6	0	0	0	0	0	0	2	2	0-0	0	0	0	0	0
Chris Johnson	.000	.000	1	1	0	0	0	0	0	0	0	0	0-0	0	0	0	0	0
Aaron Hill	.000	.200	4	4	0	0	0	0	0	0	1	2	0-0	0	0	0	0	0
Cody Ross	.000	.000	1	1	0	0	0	0	0	0	0	0	0-0	0	0	0	0	0
Otter Pitchers	.000	.000	5	9	0	0	0	0	0	0	0	3	0-0	1	0	0	0	1
Team	.250	.304	5	164	18	41	10	3	1	18	12	35	0-0	1	3	2	2	1

Player	W-L	ERA	G	GS	CG	Sh	Sv	IP	H	R-ER	HR	BB	SO	HB	WP
Bartolo Colon	1-1	1.38	2	2	1	1	0	13.0	7	2-2	0	2	7	0	0
Jose Fernandez	0-0	1.29	1	1	0	0	0	7.0	4	1-1	1	1	9	0	0
Homer Bailey	0-0	6.75	1	1	0	0	0	4.0	5	3-3	1	2	3	0	0
Hiroki Kuroda	0-0	22.50	1	1	0	0	0	2.0	6	5-5	1	1	1	0	0
Starters	1-1	3.81	5	5	1	1	0	26.0	22	11-11	3	6	20	0	0

Santiago Casilla	1-0	0.00	3	0	0	0	0	3.0	2	0-0	0	0	0	0	0
Craig Breslow	1-0	0.00	2	0	0	0	1	3.0	0	0-0	0	0	2	0	0
Brndon Kintzler	1-0	0.00	1	0	0	0	0	1.0	0	0-0	0	1	1	0	0
Justin Wilson	0-0	0.00	3	0	0	0	0	4.7	1	0-0	0	1	2	0	0
J.P. Howell	0-0	0.00	1	0	0	0	1	1.0	0	0-0	0	0	1	0	0
Dn De La Rosa	0-0	2.08	3	0	0	0	0	4.3	2	2-1	1	5	6	0	0
Joe Nathan	0-0	4.50	2	0	0	0	1	2.0	2	1-1	1	3	1	0	0
Relievers	3-0	0.95	15	0	0	0	3	19.0	7	3-2	2	10	13	0	0
Team	4-1	2.60	20	5	1	1	3	45.0	29	14-13	5	16	33	0	0

Playoffs 2014
Whatevers 1, Otters 4
Whatevers eliminated from playoffs

Player	Avg	OBP	G	AB	R	H	2B	3B	HR	RBI	BB	K	SB-CS	Sac	SF	HBP	DP	E
Edw. Encarnacion	.500	.500	2	2	0	1	1	0	0	0	0	0	0-0	0	0	0	0	0
Michael Brantley	.412	.444	5	17	2	7	2	0	0	1	1	0	0-0	0	0	0	1	0
Joey Votto	.333	.368	5	18	3	6	0	0	2	5	1	1	0-0	0	0	0	0	1
Miguel Cabrera	.286	.500	5	14	1	4	1	0	1	2	6	2	0-0	0	0	0	2	0
Joe Mauer	.200	.238	5	20	1	4	1	0	0	0	1	3	0-0	0	0	0	0	0
Jed Lowrie	.200	.200	3	10	1	2	0	0	0	0	0	1	0-0	0	0	0	0	0
Dustin Pedroia	.188	.316	5	16	2	3	1	0	1	2	3	2	1-0	0	0	0	0	0
Antrn. Simmons	.125	.125	4	8	0	1	1	0	0	1	0	1	0-0	0	0	0	1	0
Shane Victorino	.059	.125	4	17	1	1	1	0	0	1	1	1	0-0	0	0	0	0	0
Adam Jones	.056	.056	5	18	1	1	0	0	1	3	0	10	0-0	0	0	0	0	2
Giancarlo Stanton	.000	.167	3	5	0	0	0	0	0	0	1	2	0-0	0	0	0	0	0
Alex Gordon	.000	.000	4	4	0	0	0	0	0	0	0	2	0-0	0	0	0	0	0
Craig Gentry	∞	∞	3	0	0	0	0	0	0	0	0	0	0-2	0	0	0	0	0
Chase Headley	∞	∞	1	0	0	0	0	0	0	0	0	0	0-2	0	0	0	0	0
Pitchers	.000	.125	5	7	2	0	0	0	0	0	1	4	0-0	1	0	0	0	0
Team	.192	.263	5	156	14	30	8	0	5	15	15	29	1-2	1	0	0	4	3

Player	W-L	ERA	G	GS	CG	Sh	Sv	IP	H	R-ER	HR	BB	SO	HB	WP
Zack Greinke	1-1	2.57	2	2	0	0	0	14.0	12	4-4	0	5	8	2	0
Ad. Wainwright	0-0	3.00	1	1	0	0	0	6.0	7	2-2	1	1	7	0	0
Matt Harvey	0-0	9.00	1	1	0	0	0	5.0	8	5-5	2	1	5	0	0
Yu Darvish	0-1	4.50	1	1	0	0	0	6.0	7	4-3	0	1	5	0	0
Starters	1-1	4.06	5	5	0	0	0	31.0	34	15-14	3	8	25	2	0

Luis Avilan	0-0	0.00	2	0	0	0	0	3.0	1	0-0	0	0	0	0	0
Joe Smith	0-0	3.86	2	0	0	0	0	2.3	1	1-1	0	1	3	0	0
Sam LeCure	0-0	0.00	1	0	0	0	0	2.0	2	1-1	0	2	2	0	0
Paco Rodriguez	0-0	0.00	2	0	0	0	0	2.0	1	0-0	0	1	2	0	0
Cody Allen	0-1	4.50	1	0	0	0	0	2.0	2	1-1	0	0	2	0	0
Mrino Rivera	0-1	27.27	1	0	0	0	0	0.3	2	1-1	0	0	0	0	0
Relievers	0-2	3.09	14	5	0	0	0	11.7	9	4-4	0	4	9	0	0
Team	1-4	3.80	5	5	0	0	0	42.7	43	19-18	3	12	34	2	0

2014 World Series

Beefers sweep Otters to win 2014 World Series

Power, defense, and sound pitching keep Otters off balance, lead to four-game sweep



of six **Andrew McCutchen** (L), with a pair of two-run homers in Game Three, and 4-13 with five RBIs in the four games, was named The Series MVP.

total runs scored for the season.

Rod Caborn's Beefers (43-35), after 24 seasons and 1,957 games in OAPBA, finally captured their first league championship, sweeping four straight from **Jonathan Stillwell's Otters (43-35)**, Weds., Oct. 9.

The Beefs pitching kept the Otters off balance for the first three games, allowing only two runs. Over the four games, the Otters stranded 31 baserunners, repeatedly unable to come up with key hits necessary to drive runners home.

The Beefers, seeded fourth in the playoffs, went 8-2 in their two playoff series, relying on solid defense, power, and steady relief pitching, to end a remarkable run straight championships by OAPBA managerial legend **Joe Passiatore**, who did not manage in OAPBA in 2014.

Otters reached the Series by taking four of five from **Walt Taylor's Whatever's (43-35)**, seeded second based on

Game 1 Beefers 2, Otters 1

Otter Mike Trout got the Otters off to a fast start with a leadoff homer off Mat Latos. Trout's HR, however, was as good as it got for the Otters as Latos went six innings, before giving way to three relievers, to edge the Otters 2-1.

Facing Otter ace Jose Fernandez, The Beefs tied the game in the second on an RBI double by Matt Wieters and took the lead in the third when Adrian Beltre singled home Andrew McCutchen. The Otters left seven men on base and had three batters hit into double plays, short-circuiting scoring opportunities in three different innings.

Beefers 2-6-1 W- Mat Latos 1-0. Sv Seth Maness 1
Otters 1-3-3 L- Jose Fernandez 0-1. HR Mike Trout (1).

Game 2 Beefers 5, Otters 0

Beefers righty Chris Tillman combined with Seth Maness, Tanner Scheppers, and Brad Ziegler to blank the Otters in Game Two, winning 5-0 on a combined five-hitter. Once again, the Otters struggled to find a key hit, stranding nine baserunners.

The Beefs got to Otter starter Bartolo Colon, coming off a one-hit win against the Whats, in the third, with a two-run triple from Chris Davis and an RBI single from Andrew McCutchen. Beef C Yan Gomes punctuated the lead with a solo HR in the ninth to take a 2-0 Series lead.

Beefers 5-10-1 W- Seth Maness 1-0. HR Yan Gomes (1).
Otters 0-5-2 L-Bartolo Colon 0-1

Game 3 *Beefers 6, Otters 1*

Shifting to the Beefer Bowl, The Beefers took a 3-0 Series lead, piling up six runs off Otter starter Hiroki Kuroda in the first two innings, led by Andrew McCutchen, who hit pair of two-run HRs before running into the CF fence and leaving the game with an injury in the third. Beef C Matt Wieters also hit a two-run HR.

Beefer ace Hisashi Iwakuma carried a shutout into the ninth before Otter 3b Manny Machado doubled in Freddie Freeman for the Otters only run. Iwakuma scattered three hits, including doubles by pinch-hitter Chris Johnson and Machado, over the first eight innings, while fanning eight. The Otters again lacked a key hit with runners on base, leaving seven men on base.

Otters 1-6-0 L- Hiroki Kuroda 0-1.
Beefers 6-8-0 W- Hisashi Iwakuma. HR Andrew McCutchen 2 (1, 2). Matt Wieters (1).

Game 4 *Beefers 5, Otters 4*

Beefer C Yan Gomes (right) doubled home Ryan Raburn with two outs in the bottom of the ninth to climax a tense Game Four battle with a 5-4 Beefer win and a four-game sweep of the 2014 Fall Classic. The Beefers jumped out a 4-1 lead on two-run HRs by Adrian Beltre and J.J. Hardy in the second and third inning.

The Otters offense, however, came to life after slumping in the first three games. The Otters got to the Beefer bullpen for three runs in the sixth and seventh innings to tie the game. In the bottom of the ninth, with two out, Beefer pinch-hitter Ryan Raburn doubled off reliever Brandon Kintzler and, the next batter, Gomes doubled Raburn home with the game-winner and the 2014 OAPBA crown.

Otters 4-10-2 L- Brandon Kintzler 0-1.
Beefers 5-6-0 W- Ryan Cook 1-0. HR J.J. Hardy (1), Adrian Beltre (1).



Beefer C Yan Gomes was 2-3 in the Series, with a game-winning 2b and a HR.

Series notes:

Otters batters hit into five double plays in the first two games, short-circuiting potential rallies. Otters 2b **Omar Infante** hit into two of the double plays.

A botched hit-and-run cost the Otters dearly in Game One. With the Otters down 2-1, and one out and runners on first and third, **Jean Segura** fanned and **Mike Trout** was thrown out at second. The Otters offense never recovered from the lost opportunity and never got untracked in the first three games.

The Beefers benefited from better than expected starting pitching. **Mat Latos** pitched was able to go six innings in the opener, **Chris Tillman** only went 4.1 innings, but only allowed two hits while fanning eight, and **Hisashi Iwakuma** just missed a CG in Game Three, winning 6-1.

Yan Gomes hit a home run in his only AB in Game Two and delivered the Series-ending double, driving in **Ryan Raburn**, in the bottom of the ninth in Game Four.

Otters **Freddie Freeman** (6-17, .353.) and Omar Infante (5-15, .333) led all hitters in the '14 Series, but **Mike Trout**, with a leadoff HR in the team's first AB in the Series, hit the only HR for the Otters.

World Series 2014
Beefers 4, Otters 0
Beefers win 2014 championship

Player	Avg	OBP	G	AB	R	H	2B	3B	HR	RBI	BB	K	SB-CS	Sac	SF	HBP	DP	E
Ryan Raburn	1.000	1.000	1	1	1	1	1	0	0	0	0	0	0-0	0	0	0	0	0
Yan Gomes	.667	.667	2	3	1	2	1	0	1	2	0	0	0-0	0	0	0	0	0
Andr. McCutchen	.308	.400	4	13	5	4	0	0	2	5	2	4	1-0	0	0	0	0	0
Adrian Beltre	.267	.353	4	15	1	4	0	0	1	3	2	4	0-0	0	0	0	1	1
Jason Kipnis	.267	.313	4	15	2	4	2	0	0	0	1	2	1-0	0	0	0	0	1
Carlos Gonzalez	.235	.235	4	17	2	4	2	0	0	0	0	6	0-0	0	0	0	0	0
Michael Cuddyer	.200	.250	4	15	1	3	1	0	0	0	1	2	0-0	0	0	0	0	0
Chris Davis	.167	.286	4	12	1	2	0	1	0	2	2	3	0-0	0	0	0	0	0
Matt Wieters	.143	.200	4	14	1	2	1	0	1	3	1	3	0-0	0	0	0	0	0
J.J. Hardy	.133	.235	4	15	2	2	0	0	1	2	2	4	0-0	0	0	0	0	1
Adrian Gonzalez	.000	.000	2	2	0	0	0	0	0	0	0	0	0-0	0	0	0	0	0
Yasiel Puig	.000	.000	3	4	0	0	0	0	0	0	0	0	0-0	0	0	0	0	0
Michael Young	∞	1.000	1	0	0	0	0	0	0	0	1	0	0-0	0	0	0	0	0
Beefers pitchers	.200	.200	4	10	1	2	0	0	0	0	0	5	0-0	0	0	0	0	0
Team	.226	.265	6	208	33	47	13	2	10	26	10	41	6-1	0	0	1	1	2

Player	W-L	ERA	G	GS	CG	Sh	Sv	IP	H	R-ER	HR	BB	SO	HB	WP
His. Iwakuma	1-0	1.04	1	1	0	0	0	8.7	6	1-1	0	3	8	0	0
Mat Latos	1-0	1.50	1	1	0	0	0	6.0	6	1-1	1	3	3	0	1
Chris Tillman	0-0	0.00	1	1	0	0	0	4.3	2	0-0	0	3	8	0	0
Max Scherzer	0-0	4.76	1	1	0	0	0	5.7	7	3-3	0	4	5	0	0
Starters	2-0	1.82	4	4	0	0	0	24.7	21	5-5	1	13	24	0	1

Tner Scheppers	0-0	0.00	2	0	0	0	0	3.7	2	0-0	0	3	0	0	1
Ryan Cook	1-0	0.00	2	0	0	0	0	1.7	2	0-0	0	0	1	0	0
Seth Maness	1-0	0.00	2	0	0	0	1	2.7	2	0-0	0	0	1	0	0
Javier Lopez	0-0	6.77	2	0	0	0	0	1.3	2	1-1	0	0	1	0	0
Brad Ziegler	0-0	0.00	2	0	0	0	1	1.7	2	0-0	0	0	0	0	0
Bobby Parnell	0-0	0.00	1	0	0	0	0	0.3	0	0-0	0	0	0	0	0
Relievers	2-0	0.73	10	0	0	0	2	11.3	8	1-1	0	3	4	0	1
Team	4-0	1.46	14	4	0	0	2	36.0	29	6-6	1	16	28	0	2

World Series 2014
Otters 0, Beefers 4
Otters defeated in 2014 World Series

Player	Avg	OBP	G	AB	R	H	2B	3B	HR	RBI	BB	K	SB-CS	Sac	SF	HBP	DP	E
Freddie Freeman	.353	.353	4	17	1	6	1	0	0	0	0	2	0-0	0	0	0	0	0
Salvador Perez	.333	.333	2	3	0	1	1	0	0	0	0	0	0-0	0	0	0	0	0
Omar Infante	.333	.375	4	15	1	5	1	0	0	1	1	3	0-0	0	0	0	2	0
Daniel Nava	.286	.333	4	14	0	4	0	0	0	1	1	2	0-0	0	0	0	0	2
Jean Segura	.250	.250	4	16	1	4	1	0	0	0	0	2	0-0	0	0	0	0	0
Mike Trout	.231	.444	4	13	2	3	0	0	1	0	5	5	0-1	0	0	0	0	0
Miguel Montero	.182	.308	4	11	0	2	0	0	0	0	2	2	0-0	0	0	0	1	0
Manny Machado	.182	.333	4	11	0	2	2	0	0	2	3	1	0-0	0	1	0	0	0
Jose Bautista	.154	.294	4	13	1	2	1	0	0	1	3	5	0-0	0	0	0	1	3
Aaron Hill	.000	.500	2	1	0	0	0	0	0	0	1	0	0-0	0	0	0	1	0
Chris Johnson	.000	.000	4	4	0	0	0	0	0	0	0	2	0-0	0	0	0	0	0
Cody Ross	.000	.000	2	2	0	0	0	0	0	0	0	0	0-0	0	0	0	0	0
Jason Heyward	.000	.000	3	3	0	0	0	0	0	0	0	0	0-0	0	0	0	0	0
Otters pitchers	.000	.000	4	4	1	0	0	0	0	0	0	2	0-0	1	0	0	0	0
Team	.228	.310	4	127	7	29	7	0	1	5	16	26	0-1	1	1	0	5	5

<u>Pitcher</u>	<u>W-L</u>	<u>ERA</u>	<u>G</u>	<u>GS</u>	<u>CG</u>	<u>Sh</u>	<u>Sv</u>	<u>IP</u>	<u>H</u>	<u>R-ER</u>	<u>HR</u>	<u>BB</u>	<u>SO</u>	<u>HB</u>	<u>WP</u>
Jose Fernandez	0-1	2.57	1	1	0	0	0	7.0	5	2-2	0	2	7	0	0
Bartolo Colon	0-1	4.76	1	1	0	0	0	5.7	7	3-3	0	2	3	0	0
Hiroki Kuroda	0-1	27.00	1	1	0	0	0	2.0	6	6-6	3	2	2	0	0
Homer Bailey	0-0	5.40	1	1	0	0	0	5.0	4	4-3	2	3	6	0	0
Starters	0-3	6.41	4	4	0	0	0	19.7	22	15-14	5	9	18	0	0
Dn De La Rosa	0-0	0.00	2	0	0	0	0	4.0	2	0-0	0	1	3	0	0
Santiago Casilla	0-0	0.00	2	0	0	0	0	4.0	4	0-0	0	1	3	0	0
J.P. Howell	0-0	0.00	1	0	0	0	0	2.0	1	0-0	0	0	4	0	0
Justin Wilson	0-0	2.45	2	0	0	0	0	3.7	2	2-1	1	0	3	0	0
Brndn Kintzler	0-1	4.50	2	0	0	0	0	2.0	2	1-1	0	0	3	0	0
Relievers	0-1	1.15	9	0	0	0	0	15.7	11	3-2	1	2	16	0	0
Team	0-4	4.07	13	4	0	0	0	35.3	33	18-16	6	11	34	0	0

2014 OAPBA ALL-STAR TEAM

Justin Upton
Road Warriors



Shin-Soo Choo
Tasmanian Devils

Carlos Beltran
Turfbeaters



Ian Desmond
Tasmanian Devils



Robinson Cano
Piranhas

Miguel Cabrera
Whatever
MVP



Paul Goldschmidt
Tasmanian Devils



Yadier Molina
Turfbeaters



Clayton Kershaw
Tasmanian Devils
Pitcher of the Year



Kogi Uehara
Turfbeaters
Fireman of the Year

Whatever's Miguel Cabrera wins first-ever Triple Crown in OAPBA history



Whatever's slugger **Miguel Cabrera** was a one-man wrecking crew in 2014, leading OAPBA in all three primary batting categories to win the first Triple Crown in league history and easily win Most Valuable Player honors.

Cabrera dominated the statistics, but he also delivered when the Whatever's needed him the most, particularly in the second half.

Cabrera was a driving force behind the Whats drive to the playoffs. Just after the start of the second half, against the Otters, he hit four home runs in a series. Later, against the Piranhas, Cabrera banged out key late-inning hits in two consecutive games to lift the Whats to close wins.

Against the Road Warriors, Cabrera went deep twice in a 6-4 win. In a season ending series against the Otters, Cabrera saved his best for last, *slamming three home runs in one game*, as the Whatever's took a key 5-2 victory.

Cabrera easy choice for Most Valuable Player honors. Devils Kershaw voted top pitcher

The 2014 OAPBA All-Star team was highlighted by a great season from league's first-ever batting Triple Crown winner, Whatever **3b Miguel Cabrera**. The right-handed slugger dominated the league's offensive categories and was a unanimous selection to the team at 3b and as the league MVP. Beefer 3b Adrian Beltre was named the second best 3b while no one else received a second place vote for MVP.

Devils LHP **Clayton Kershaw** won the league's pitching Triple Crown and was unanimously selected as the league's top starter. Beefer righthander Hisashi Iwakuma was second in the voting.

The league voted Turfbeater reliever **Koji Uehara** as the top fireman with Whatever closer Mariano Rivera, the league's all-time ERA and saves leader, and a three-time All-Star finishing second.

C **Yadier Molina** of the Turfbeatars was voted the top backstop over longtime Whatever catcher Joe Mauer, a five-time All-Star and 2010 MVP.

The Taz Devils placed three other players on the all league squad, **1b Paul Goldschmidt**, **SS Ian Desmond**, and **CF Shin-Soo Choo**, all first-time All-Star selections. Goldschmidt got four first place votes, beating out Otter Freddie Freeman and Whatever Joey Votto for the honors. Desmond got five of six votes with Turf SS Jhonny Peralta placing second. Choo also received five first place votes besting Whatever CF Adam Jones and Beefer Andrew McCutchen, the 2013 MVP.

Road Warrior **LF Justin Upton** got four of the six first place votes. Beefer **Carlos Gonzalez**, Otter Daniel Nava, and Devil Brandon Moss were also picked up votes. Right field was a tough selection with Turfbeater **RF Carlos Beltran** edging Otter Jose Bautista and Road Warrior Jayson Werth.

The Piranhas had the third unanimous selection in **2b Robinson Cano**, a new member of the Piranhas after the redistribution of Passiatore's Platoon franchise. Cano was voted the leagues top

second baseman for third time in the past four seasons. Otter Omar Infante and Devils 2b Chase Utley received second place votes.

The Taz Devils, whose 46 wins were tops in OAPBA, placed four players on the team, led by Kershaw. The Turfbeaters had three all-stars while three teams had one each. Interestingly, the two teams that reached the World Series, the Beefers and Otters, did not have a single player on the All-Star squad.

2014 OAPBA All Star Team

<u>Player</u>	<u>Avg</u>	<u>OB</u>	<u>G</u>	<u>AB</u>	<u>R</u>	<u>H</u>	<u>2B</u>	<u>3B</u>	<u>HR</u>	<u>RBI</u>	<u>BB</u>	<u>K</u>	<u>SB-CS</u>	<u>Sac</u>	<u>SF</u>	<u>HBP</u>	<u>E</u>
C Yadier Molina, Turfs	.281	.342	67	242	26	68	24	0	8	26	23	24	0-1	3	1	0	6
1B Pl Goldschmidt, Devils	.250	.334	78	292	43	73	20	0	9	40	34	74	0-0	0	2	4	3
2B Robinson Cano, Piran	.307	.360	80	296	44	91	30	1	10	36	23	53	1-3	1	1	2	2
SS Ian Desmond, Devils	.269	.306	78	301	29	81	22	2	7	40	17	83	7-9	1	5	1	8
3B Mig. Cabrera, Whats	.318	.419	73	255	37	81	17	0	21	61	42	43	0-0	0	2	4	9
LF Justin Upton, Road	.240	.322	74	262	27	63	15	0	13	37	33	76	0-0	2	3	0	1
CF Shin-Soo Choo, Devils	.305	.419	73	229	44	70	19	0	12	28	39	54	0-1	0	2	7	5
RF Carlos Beltran, Turfs	.303	.356	68	241	27	73	13	3	8	22	19	39	0-0	4	0	1	3

<u>Pitchers</u>	<u>W-L</u>	<u>ERA</u>	<u>G</u>	<u>GS</u>	<u>CG</u>	<u>Sh</u>	<u>Sv</u>	<u>IP</u>	<u>H</u>	<u>R-ER</u>	<u>HR</u>	<u>BB</u>	<u>SO</u>	<u>HB</u>	<u>WP</u>
St Clayton Kershaw, Devils	12-3	1.96	16	16	7	2	0	124.0	73	29-27	10	53	115	2	2
Relief Koji Uehara, Turfs	6-3	0.91	24	0	0	0	7	39.7	18	4-4	1	11	47	1	0

2014 OAPBA Draft

Piranhas draft #1 for third straight season; take 2b Robinson Cano as top pick

Dave Mitchell's Piranhas, drafting first in the league for the third straight season, took **2b Robinson Cano** (L) available via the dispersal of the Platoon, with the first pick in the 2014 draft. Cano joined Piranha teammates **OF Bryce Harper** (2013) and **P James Shields** (2012) as the league's top draft picks over the past three seasons.



Jonathan Stilwell's Otters selected **P Jose Fernandez** with the second overall pick in the draft with **C Yadier Molina**, another former Platoon stalwart, going to Steven Korb's Turfbeaters. **SS Hanley Ramirez** was picked for the inactive Gang franchise. **RF Wil Myers** went fifth, taken by Marc Bostrom's Road Warriors. Rod Caborn's Beefers, drafting sixth, filled a hole in LF with **Carlos Gonzalez** and **P Yu Darvish** went seventh to Walt Taylor's Platoon. Caborn's Beefers, drafting eighth, after obtaining the pick in a trade with the Devils, grabbed **RF Yasiel Puig**. For the third straight year, the downtown Winter Park offices of Winderwheedle, Haines & Goodman were the scene of the annual OAPBA draft. The 2014 draft was held on Saturday, Feb. 1, and got underway promptly at 8:55 a.m. and ending at 10:35 a.m.

2014 OAPBA Regular Season Draft; Team by team

<i>Plranhas</i>			<i>Otters</i>			<i>Turfbeaters</i>		
<i>Mgr. Dave Mitchell</i>			<i>Mgr. Jonathan Stilwell</i>			<i>Mgr. Steven Korb</i>		
1	2b	Robinson Cano	2	P	Jose Fernandez	3	C	Yadier Molina
9	P	Ervin Santana	10	SS	Jean Segura	11	P	Hyun Ju Ryu
17	P	Jose Quintana	18	LF	Daniel Nava	27	P	Luke Hochevar
25	P	Derek Holland	26	3b	Chris Johnson	35	P	Jean Machi
33	RF	Nick Markakis	34	RF-3b	Jose Bautista	43	3b	Kyle Seager
41	LF	Nate McLouth	42	P	J.P. Howell	48	SS	Jhonny Peralta (<i>pick fr Devils</i>)
49	SS	Alexi Ramirez	50	P	Gerritt Cole	51	2b	Ian Kinsler
57	P	Joaquin Benoit	58	P	Brandon Kintzler	59	P	Chad Qualls
65	P	Tyler Clippard	66	2b	Omar Infante	67	2b	D.J. LaMahieu
73	1b	James Loney	74	P	Dane De La Rosa	75	LF	Chrisian Yelich
81	P	Michael Dunn	82	P	Francisco Liriano	83	3b	Pedro Alvarez
89	P	LaTroy Hawkins	90	SS	Brad Miller	91	LF	Eric Young
97	CF	Denard Span	98	P	Justin Wilson	99	2b	Kolten Wong
105	P	Matt Lindstrom	106	LF	Khris Davis	107	OF	Jackie Bradley, Jr.
113	2b	Scouter Gennett	114	P	Danny Salazar	115	P	Ivan Nova
121		<i>pass</i>	122	Cut	P Casey Jannssen, Drafted P Santiago Casilla	123		<i>pass</i>
<i>Gashouse Gang</i>			<i>Road Warriors</i>			<i>Beefers</i>		
<i>Empty (drafted by Dave Larson)</i>			<i>Mgr. Marc Bostrom</i>			<i>Mgr. Rod Caborn</i>		
4	SS	Hanley Ramirez	5	RF	Wil Myers	6	LF	Carlos Gonzalez
12	P	Gio Gonzalez	13	IF	Jose Iglesias	8	OF	Yasiel Puig (<i>pick fr. Devils</i>)
20	P	Andrew Cashner	21	P	Nick Vencent	14	RF	Michael Cuddyer
28	P	Caleb Thielbar	29	P	Drew Smyly	22	P	Tanner Scheppers
36	C	Jason Castro	37	OF	Jarrold Dyson	30	C	Yan Gomes
44	P	Alex Torres	45	P	Aaron Loup	38	P	Seth Maness
52	P	Rex Brothers	53	LF	Rajai Davis	46	OF	Ryan Raburn
60	OF	Charlie Blackmon	61	OF	Chris DeNorfia	54	P	Tony Watson
68	1b	Brandon Belt	69	3b	Nolan Arenado	70	P	Bobby Parnell
76	P	Jorge de la Rosa	77	P	Mike Leake	78	P	Michael Wacha
84	P	Aroldis Chapman	85	1b	Todd Helton	86	P	Cole Hamels
92	3b	Mike Moustakas	93	C	Devin Mesoraco	94	1b	Matt Adams
100	Util	Anthony Rendon	101	P	Nathan Eovaldi	102	P	Johnny Cueto
108	OF	Alejandro de Aza	109	C	Travis d'Arnaud	110	P	Zack McAllister
116	OF	Yoenis Cespedes	117	P	Dillon Gee	118	P	Jake Peavy
124		<i>pass</i>	125	Cut	P Dillon Gee Drafted P Kevin Gausman	126		<i>pass</i>
<i>Whatevers</i>			<i>Taz Devils</i>					
<i>Mgr. Walt Taylor</i>			<i>Mgr. Dave Larson</i>					
7	P	Yu Darvish	16	3b	Josh Donaldson			
15	CF	Adam Jones	19	P	Mark Melancon (<i>pick fr. Turfbeaters</i>)			
23	P	Mike Minor	24	P	Kevin Siegrist			
31	P	Luis Avilan	32	P	Neil Cotts			
39	P	Cody Allen	40	P	David Carpenter			
47	P	Mariano Rivera	56	RF	Alex Rios			
55	P	Joe Smith	62	OF	Will Venable (<i>pick fr. Beefers</i>)			
63	P	Paco Rodriguez	64	P	Dan Otero			
71	C	Wilson Ramos	72	P	Sonny Gray			
79	P	Sam LeCure	80	P	Chris Archer			
87	SS	Jed Lowrie	88	2b	Jose Altuve			
95	3b	Chase Headley	96	Utility	Jeff Baker			
103	P	Justin Masterson	104	CF	Dexter Fowler			
111	LF	Carlos Quentin	112	P	Tyson Ross			
119	P	Patrick Corbin	120	P	Zack Wheeler			
127	Cut	1b Mike Napoli Drafted OF Craig Gentry	128	Cut	OF Andre Ethier, Drafted OF Shane Robinson			

Inside the numbers

Whatever

The **Whatever** tied for the team lead in batting average, hitting .238 as a team and they had the league's best OBP at .322, helped by a league high 296 walks, 46 more than the second best team. The **Whatever** were second overall in runs scored. Even the **Whatever** pitchers got into the act, with the second-best team B.A. for pitchers, while leading OAPBA hurlers with 10 RBIs.



Individually four **What** hitters hit double figure homers, tying the **Beefers** for the most hitters to reach at least 10 four baggers. Speedy 2b **Dusty Pedroia** (left) surprisingly finished second in OAPBA in GIDPs. **Whatever** **Carlos Quinten**, when healthy enough to play, was the only player in the have more walks than strikeouts, 14 to 11.

Whatever 3b **Chase Headley**, normally a defensive replacement for **Miggy Cabrera**, had the second-most at bats among league hitters without driving in a run. Headley did score five runs while reaching base by himself just once. His .063 batting average was bested by every pitching staff in the circuit. Headley was also just one of three position players who came to the plate and failed to drive home a teammate.

Whatever OF **Craig Gentry** was another **Whatever** who scored more runs than he had hits, nine runs to eight hits. Second round pick CF **Adam Jones** had a solid season, hitting .283 with 33 RBIs. Jones slugged 10 doubles and 14 homers.

Whatever C **Wilson Ramos** was never confused with his teammate, the speedy **Gentry**. **Ramos** hit seven homers but could only leg out a pair of doubles. Three **Whatever** hurlers fanned more batters than innings pitched. **Yu Darish**, the team's first round pick, fanned 111 batters in 89.7 innings of work. The righthander finished with a 5-5 record and an ERA of 4.22. **Mike Minor**, another draftee, fanned 58 in 57.7 innings. Reliever **Sam LeCure** fanned 28 in 27.3 innings.

All-time OAPBA saves leader, **Mariano Rivera**, closed out his league career with the **Whatever**, adding another 19 save, second in the league. Rivera also walked just four batters in 21.7 innings and finished with an era of 1.66. That mark was the best in the bullpen. The **What** staff earned a reputation for head hunting, however, with their pitchers recording the most hit batsmen.

Turfbeaters

The **Turfbeaters** made a strong run toward the playoffs but a lack of offensive punch down the stretch hurt the sodden sluggers. The **Turfies** scored the third fewest runs in OAPBA while finishing in the middle of the pack in team ERA. First round pick **Yadier Molina** was the league's top backstop. His average was second best among catchers, but he led the rest of his position mates in extra base hits and RBIs.

A lack of offensive punch was a reason the team struggled down the home stretch. They were the only team to lack a hitter with double figure home runs. Plus, **Kyle Seager's** 31 RBIs was the fewest of any team leader. Infielder **D.J. LeMahieu** didn't help the cause as he drove home just nine runs in 51 games. **Ichiro Suzuki**, a slap hitter throughout his OAPBA career, had an interesting power line.

He failed to hit a double in 57 games but he legged out a triple and slugged three home runs. **C Wilin Rosario** had three homers with a just one double.

Turfbeater baserunners led the league in stolen bases, tying the **Road Warriors** mark of 58. However the **Turfies** were caught seven times less than the **Roadies**. **Jacoby Ellsbury** led the team with 21 steals in 25 tries, an 84% success mark.

All-Star Reliever **Koji Uehara** (right) was the league's best out of the pen. He finished with a sparkling era of 0.91 while fanning 47 in 39.7 innings pitched. Uehara's six wins were the second most for any league reliever. His seven saves were also team high. **Glen Perkins** also had more strikeouts than innings pitched, 24 to 16.3.




Second round pick **Hyun-Jin Ryu** was activated for the second half and pitched well. The lefty had a 4-2 record with an era of 2.63, including a pair of shutouts. Ryu's strong showing made up for the loss of **Clay Buchholz** in the rotation, who sat out the second half after compiling a 6-2 record and a miniscule 0.84 ERA in eight starts in the first half.

The Turfbeaters **Coco Crisp** gave the Turfs their first win of the 2014 season with a pinch-hit three-run homer in the bottom of the 8th inning, off Beefer reliever Tanner Scheppers, to lead the Turfs to a comeback 9-7 win .

Road Warriors

As overall pitching improved in in OAPBA in 2014, the **Road Warriors** found themselves in a big offensive hole. **The Roadies** had the worst team batting average, on base percentage, and slugging percentage in the league. Their 224 runs scored topped just one team by one run.

The team's top draft picks didn't supply much help. First round pick **Wil Myers** was on the farm all season while second rounder, **Jose Iglesias** hit .217 with 13 RBIs in 54 games. The squad's offensive leader was LF **Justin Upton**, who led the Roadies with a .240 average, 13 homers, and 37 RBIs Other starters were much less productive. **Jason Werth** hit .208 with 18 RBIs. Backstop **Russell Martin** hit .160 with 14 RBIs. SS **Troy Tulowitzki** did hit .232 but drove home just 17 runs. Second baseman **Brandon Phillips** hit .160 with 16 RBIs.



Draftee **Nolan Arenado** (L) proved to be a valuable pick, hitting .226 with 26 RBIs, including a couple of game winners against the **Devils**. He led the circuit in triples with six. His defensive was also impressive. The **Warriors** liked to run. Pinch runner **Rajai Davis** led the league in steals with 37, but was cut down 12 times. **Davis**, however, scored just 12 runs. Pinch runner **Jarrod Dyson** scored a bit more often per steal, swiping seven sacks in 11 tries and scoring five runs. The **Roadies** were the only league team to have two players score more runs than they got on base under their own means. **Davis** and **Dyson** scored 17 runs while getting on base themselves, eight times.

The **Roadies** pitching was another story. The team era of 3.03 was third best in OAPBA. The starters were a consistent bunch with the six starters all having ERAs between 2.69 and 3.35. Only the **Taz**

Devils had a better ERA from their starters. **Shelby Miller** led the squad with a 6-5 record while **Jared Weaver** had the team's best ERA at 2.69.

Greg Holland had a frustrating season, dropping six games, the second most relief losses in the league. He did have 12 saves and fanned 53 batters in just 38.3 innings. Another flame-thrower, **Kenley Jansen**, fanned more batters than innings pitched, 48 Ks in 38.3 IP.

The Road Warriors were able to hold opponents to two or less runs 35 times, in almost half their games, with a record of 27-8. But as soon as the opponent scored at least three runs, which they did 43 times the Road Warriors record fell to an abysmal 6-37. If their opponent scored four or more runs, the Roadies could write it off, mustering a frustrating 2-26 record when giving up four or more runs

Otters

Fourth year expansion team, Jonathan Stilwell's **Otters**, played torrid baseball in the second half and advanced to the league championship. The Furry Ones advanced by showing plenty of offensive power, finishing second in the league in home runs and slugging percentage and third in runs scored. They tied for the league lead with 16 triples and led in team doubles. The normal speedy river clowns had the second fewest stolen bases on the season. Their defense was also lock down tight. They made just 29 errors, nine fewer the next best team.

The pitching staff benefited from the non-porous defense, allowing just 19 unearned runs. **J.P. Howell** (right) out of the bullpen, led the staff with seven wins, which was also the most by any relief pitcher. **Joe Nathan** was a shutdown closer with 15 saves with 24 strikeouts in 21.7 innings pitched. The staff bullpen had the most relief wins in the league with a 17-8 record. The starters however were one game under .500 in won/loss.



The Otters served early notice that they had something going in 2014, when they grabbed a share of the lead league on March 9, taking three of four from the Taz Devils. The Otters improved to 9-7 to move into a tie for first place, the first time the Otters ever reached first place. The Otters won the opener 3-2 in 11 innings and, after dropping a 6-5 loss, topped the Devils 3-2 behind **Bartolo Colon** and 7-4, with **Doug Fister** getting the win.

First round draft pick, **Jose Fernandez** had a solid rookie season, going 5-3 with a 3.38 era and leading the team in whiffs. Fellow draftee **Francisco Liriano** led the team with eight defeats. The **Otters** also had just three wild pitches from the staff.

Daniel Nava paced the team in two categories, HBP and errors. Lefty bashers **Chris Johnson** and **Cody Ross** were well used, hitting .331 and .300 respectively. **Otter** pitchers tallied a double, a triple, and homer, the only team with such totals. And yet the hurlers drove home just three runs. Second round draft pick, **Jean Segura**, played 70 games and made just three errors while hitting .248 at shortstop.

Eight different players had double figure doubles and Khris Davis almost made it into double figures with nine two-baggers. But only one Otter had double figure homers, **Jose Bautista**, with 16.

Otters OF **Daniel Nava** and C **Miguel Montero** had a great series in a first-half split with the Beefers. Nava had three doubles and a HR while Montero was 4-11 with a double and a HR. In the same series, Beefer CF **Andrew McCutchen** hit three home runs.

Taz Devils

The team with the best record in the league, failed for the second straight year to advance to the league championship. The **Devils** seem to be able to post strong seasonal records but struggled to win the big series.

The **Tazzies** had the league's best pitching staff with an era of 2.74. They had three starters with sub 2.00 era's. **Clayton Kershaw** 1.96, **Alex Cobb** 1.79, and **Kris Medlen** 1.69. Only Kershaw qualified for the league's era title. The other three starters all had sub-four ERAs. **Matt Moore** was the hard luck starter, losing nine games while having a 3.63 ERA. The league as a whole, committed four balks, with the **Tazzies** committed two of them.

The team's bullpen, while finishing with a sub 3.00 era, did have 10 losses to go with 10 wins. The league's highest rated reliever, **Kevin Siegrist**, a "29", finished with a 1-4 record and a 3.71 era. Opponents apparently didn't fear the reliever. **Trevor Rosenthal** could strike out hitters, fanning 48 in 40.7 innings but finished with a puffy 5.09 era.



C Brian McCann didn't step to the plate to walk, taking just three free passes in his 28 games. He also preferred to homer rather than leg out doubles, with six homers and three doubles. **Paul Goldschmidt** was a frustrating hitter, he did tie for the team lead in RBIs with 40, but led the league in GIDPs with 13. Devil pitchers were the worst offensive bunch in the league, hitting just .064. **Devil** hitters were the league's favorite target, leading **OAPBA** in HBP.

Second round draftee **Josh Donaldson** played a solid third base, hitting .241 while scoring 32 bases. **Shin-Soo Choo**, who came to the team in a trade for the Devil's first round pick, was the team MVP. Shortstop **Ian Desmond**, who fanned 83 times, once struck out five times in a game and had a streak of 11 straight games with a whiff. **Desmond** also was a risk on the base paths, getting caught stealing nine times. **AJ Ellis** had the most at bats of any players to not drive home a run. Lefty crusher, **Jeff Baker**, hit .326 with 13 RBIs in 46 at bats against southpaws.

The Taz Devils slammed four homers in the first three innings in a 5-1 first-half win over the Turfbeatars. **Ian Desmond** hit two home runs and **Paul Goldschmidt** and **Buster Posey** also got into the act with long balls in the early part of the game.

Piranhas

The fighting fish struggled again in 2014. The **Piranhas** the league's fewest runs and were the only team to give 300+ runs, with 336. Adding in the fact that the team grounded into the most double plays and their pitchers the most errors and a clear pattern emerges.

Jose Quintana (R) dropped 10 decisions while picking two wins. Three Piranha starters lost seven games and another dropped six. The starters were 18 games .500. The starters had the worst ERA among league starting staffs. The Fish used the fewest relievers on the



scored up made up just under season.

The Piranhas got off to a 6-6 start in the first half by taking three from the Otters, knocking the Furry Ones out of their tie for first place after the Otters had moved into a tie for the top spot. The Piranhas **Joaquin Benoit** earned his third save in a 5-3 opening game win. **Cliff Lee** threw a three-hit shutout in Game Two. After the Otters won 6-3, **James Shields** outpitched Otters RHP Bartolo Colon in a tense 3-2 victory.

The team's relief era was almost a full run lower than the starters. Four relievers; **Joaquin Benoit**, **Tyler Clippard**, **Luke Gregerson**, and **Jesse Crain** were very striking. They all fanned more batters than innings pitched. **Benoit** led the team with nine saves to go with a nifty .054 ERA.

Second round draft pick **Ervin Santana** lead the team with a 6-6 record and a team best 2.74 era. First round draftee, **Robinson Cano**, was the team's best all-around player, leading the Piranhas in homers, RBIs, runs scored, and walks. His average was second best on the club.

The Crimson Keister, **C A.J. Pierzynski**, preferred homers to legging out doubles. Pierzynski, had six homers to just one two bagger. He also disdained walks, earning just a pair of free passes in 56 games played.

David Ortiz was the only league player, who reached base, who failed to score. **Danny Murphy** and **Torii Hunter** interestingly averaged one RBI per game played.

Piranhas are not noted for their ability to move quickly out of the water. Once again, they struggled to steal bases. They swiped only eight bags in 24 base-stealing attempts. Annually the **Piranhas** have had the league's worst success ratio in stealing bases.

The Piranhas slugged four homers in an early season 8-5 loss to the Whatever's. Unfortunately for the Fish, all four homers were solo shots, three of them off What starter Adam Wainwright. **Martin Prado** hit two solo home runs and **Robinson Cano** and Bryce **Harper** also went deep.

Beefers

The **Beefers** slugged their way to the team's first championship. The bovine beltters led the league in homers, triples, and slugging percentage. Eight players had 10 or more doubles and four had double figure homers. 2013 RBI leader, **Adrian Beltre**, again delivered big offensive numbers in 2014. Beltre knocked home 58 runs with 19 homers. 2013 league MVP, **Andrew McCutchen** led the circuit in runs scored.

C **Matt Wieters** hit some long ones for Beefs, slugging 10 homers with just four doubles. **Beefers** backstops however didn't show much for batting average. **Wieters** hit .176 while platoon mate **Yan Gomes** hit .161. **Beefers** pitchers helped their cause, with the highest batting average of league's hurlers, with the second best total of RBI. They also legged out seven doubles after failing to generate a single extra base hit in 2013.

Five relievers had saves as the team used seven hurlers out of the bullpen. The Beefs had the busiest bullpen in OAPBA and it had the best bullpen era overall at 2.19. **Seth Maness** (right) had an 0.79 ERA, the best in the bullpen staff.



Righty starter **Max Scherzer** finished with a 6-7 record, but tied Devils ace Clayton Kershaw with 115 Ks, with Scherzer throwing 109 innings. But it was **Hisashi Iwakuma** who was the staff leader with an 8-3 record and a staff-best 2.29 ERA. The reliance on the bullpen meant the **Beefers** had the second-fewest complete games.

While the **Beefers** led the league in homers, their pitchers were the least generous in serving up taters. Both the starting staff and relievers gave up fewer homers than their opponents' staffs. Even though the bullpen had a 2.19 ERA, they had a losing record of 12-15. The main culprit was **Ryan Cook**, who lost six games against just one win.

The game that would not end. The Beefers beat the Road Warriors 6-5 in 19 innings in the first half. After the Beefs **Michael Cuddyer** tied the game in the eighth with a home run, both teams were scoreless for the next 10 innings with Beefer relievers throwing nine straight no-hit innings. The game ended when Beefer CF **Andrew McCutchen** homered in the 19th off Roadie reliever **Drew Smyly**.

2014 OAPBA Batting Leaders

Batting Avg. (min 203 PA)	BA	OB Pct (min 203 PA)	OBP	Runs Batted In	RBI
Miguel Cabrera, Whatever's	0.318	Miguel Cabrera, Whatever's	0.419	Miguel Cabrera, Whatever's	61
Shin-Soo Choo, Devils	0.306	Shin-Soo Choo, Devils	0.419	Adrian Beltre, Beef	56
Joe Mauer, Whatever's	0.305	Joey Votto, Whatever's	0.397	Ian Desmond, Devils	40
Carlos Beltran Turfbeat'ers	0.303	Andrew McCutchen, Beef	0.379	Paul Goldschmidt, Devils	40
Adrian Beltre, Beef'ers	0.291	Joe Mauer, Whatever's	0.375	Justin Upton, Road	37
Adam Jones, Whatever's	0.283	Mike Trout, Otters	0.363	Jose Bautista, Otters	35
Yadier Molina, Turfbet'ers	0.281	Carlos Beltran, Turfbeat'ers	0.356	Chris Davis, Beef'ers	35
Andrew McCutchen, Beef	0.277	Freddie Freeman, Otters	0.350	Jean Segura, Otters	35
Ian Desmond, Devils	0.269	Robinson Cano, Piranhas	0.347	Adam Jones, Whatever's	33
Robinson Cano, Piranhas	0.268	Daniel Nava, Otters	0.347	Andrew McCutchen, Beef	33
				Brandon Moss, Devils	33
Doubles	2b	Triples	3b	Home runs	HR
Yadier Molina, Turfbet'ers	24	Nolan Arenado, Road	6	Miguel Cabrera, Whatever's	21
Matt Carpenter, Devils	23	Omar Infante, Otters	5	Adrian Beltre, Beef	19
Manny Machado, Otters	23	Andrew McCutchen, Beef	4	Jose Bautista, Otters	16
Ian Desmond, Devils	22	Brandon Moss, Devils	4	Robinson Cano, Piranhas	14
Andrew McCutchen, Beef'ers	22	Jean Segura, Otters	4	Adam Jones, Whatever's	14
Mike Trout, Otters	21	Denard Span, Piranhas	4	Justin Upton, Road	13
Paul Goldschmidt, Devils	20	Five tied with	3	Shin-Soo Choo, Devils	12
Jed Lowrie, Whatever's	20			Bryce Harper, Piranhas	12
Shin-Soo Choo, Devils	19			Brandon Moss, Devils	11
Four tied with	17			Shane Victorino, Whatever's	11
Base hits	H	Runs scored	R	Stolen Bases	SB
Adrian Beltre, Beef	95	Andrew McCutcheon, Beef	46	Rajai Davis, Road Warriors	37
Andrew McCutcheon, Beef	82	Shin-Soo Choo, Devils	44	Jacoby Ellsbury, Turfbeat'ers	21
Miguel Cabrera, Whatever's	81	Paul Goldschmidt, Devils	43	Shane Victorino, Whatever's	19
Ian Desmond, Devils	81	Joe Mauer, Whatever's	42	Eric Young, Jr. , Turfbet'ers	12
Eric Hosmer, Turfbet'ers	80	Adrian Beltre, Beef'ers	39	Craig Gentry, Whatever's	10
Jean Segura, Otters	78	Mike Trout, Otters	39	Alex Rios, Devils	10
Paul Goldschmidt, Devils	73	Miguel Cabrera, Whatever's	37	Jason Kipnis, Beef'ers	9
Carlos Beltran Turfbet'ers	73	Carlos Gonzalez, Beef'ers	36	Mike Trout, Otters	9
Joe Mauer, Whatever's	73	Shane Victorino, Whatever's	35	Ian Desmond, Devils	7
Shin-Soo Choo, Devils	70	Joey Votto, Whatever's	33	Adam Jones, Whatever's	7
		Jayson Werth, Road	33	Jarrod Dyson, Road	7

Bases on Balls	BB	Slugging (203 PA min)	Slg	Total bases	TB
Joey Votto, Whatever	54	Miguel Cabrera, Whatever	0.631	Adrian Beltre, Beef	171
Andrew McCutcheon, Beef	47	Adam Jones, Whatever	0.555	Miguel Cabrera, Whatever	161
Mike Trout, Otters	43	Shin-Soo Choo, Devils	0.546	Andrew McCutcheon, Beef	136
Miguel Cabrera, Whatever	42	Adrian Beltre, Beef	0.525	Ian Desmond, Devils	128
Shin-Soo Choo, Devils	39	Jose Bautista, Otters	0.518	Shin-Soo Choo, Devils	125
Paul Goldschmidt, Devils	34	Carlos Gonzalez, Beefers	0.505	Jean Segura, Otters	123
Justin Upton, Road	33	Carlos Beltran, Turfbeat	0.481	Robinson Cano, Piranhas	122
Jayson Werth, Road	33	Robinson Cano, Piranhas	0.480	Paul Goldschmidt, Devils	120
Giancarlo Stanton, What	31	Yadier Molina, Turfbeat	0.479	Eric Hosmer, Turfbeat	120
Three tied with	29	Freddie Freeman, Otters	0.470	Justin Upton, Road Warriors	117

At bats	AB	Strikeouts	K	Caught Stealing	CS
Adrian Beltre, Beef	326	Ian Desmond, Devils	83	Rajai Davis, Road Warriors	12
Jean Segura, Otters	314	Chris Davis, Beefers	81	Ian Desmond, Devils	9
Eric Hosmer, Turfbeat	302	Justin Upton, Road	76	Jason Kipnis, Beefers	7
James, Loney, Piranhas	302	Paul Goldschmidt, Devils	74	Brett Gardner, Road War	6
Ian Desmond, Devils	301	Carlos Gonzalez, Beefers	68	Alex Rios, Devils	6
Andrew McCutcheon, Beef	296	Mike Trout, Otters	68	Eric Young, Jr., Turfbeat	6
Paul Goldschmidt, Devils	292	Joe Mauer, Whatever	62	Shane Victorino, Whatever	5
J.J. Hardy, Beefers	281	Brett Gardner, Road War	61	Five tied with	4
Dustin Pedroia, Whatever	280	Brandon Moss, Devils	60		
Manny Machado, Otters	277	Freddie Freeman, Otters	58		
		James Loney, Piranhas	58		

Sacrifice hits	Sac	Sacrifice Flies	SF	Hit by Pitch	HBP
Chris DeNorfia, Road	11	Ian Desmond, Devils	5	Daniel Nava, Otters	9
Jed Lowrie, What	8	Six tied with	3	Shin-Soo Choo, Devils	7
Brett Gardner, Road War	6			Matt Carpenter, Devils	6
Jose Iglesias, Road War	5			Jose Iglesias, Road War	6
Three tied with	4			Shane Victorino, Whatever	6

Grounded into DP	GIDP	Low Bat Avg (100 PA min)	BA	Games Appeared	G
Paul Goldschmidt, Devils	13	Jason Heyward, Otters	0.124	Ian Desmond, Devils	78
Matt Holliday, Turfbeat	12	Nate McLouth, Piranhas	0.152	Paul Goldschmidt, Devils	78
Dustin Pedroia, Whatever	12	Brett Gardner, Road War	0.159	Eric Hosmer, Turfbeat	78
Miguel Cabrera, Whatever	11	Russell Martin, Road War	0.160	James Loney, Piranhas	78
Yadier Molina, Turfbeat	11	Brandon Phillips, Road War	0.160	Dustin Pedroia, Whatever	78

Errors	E
Ian Desmond, Devils	8
Troy Tulowitzki, Road War	7
Wilin Rosario, Turfbeat	7
Four tied with	6

2014 OAPBA Pitching Leaders

ERA (Min 78 IP)	ERA	Wins	W	W-L Pct (6 dec. min)	W-L
Clayton Kershaw, Devils	1.96	Clayton Kershaw, Devils	12	J.P. Howell, Otters	7-1, .875
Hisahki Iwakuma, Beef	2.29	Matt Harvey, What	8	Alex Cobb, Devils	6-1, .857
Matt Harvey, What	2.36	Hisahki Iwakuma, Beef	8	Koji Uehara, Turfs	6-1, .857
Ubaldo Jimenez, Turfs	2.40	Zack Greinke, What	7	Clayton Kershaw, Devils	12-3, .800
Bartolo Colon, Otters	2.45	J.P. Howell, Otters	7	Clay Buchholz, Turfs	6-2, .750
Chris Tillman, Beefers	2.66	Adam Wainwright, Wht	7	Bartolo Colon, Otters	6-2, .750
Shelby Miller, Road	2.71	Jdn. Zimmermann, Dev	7	Matt Harvey, What	5-2, .714
Ervin Santana, Piranhas	2.74	Ten tied with	6	Hisahki Iwakuma, Beef	5-2, .714
Felix Hernandez, Road	2.95			Three tied with	4-2, .667
Homer Bailey, Otters	3.24				

Shutouts	Sh	Strikeouts	K	Games appeared	G
Hisahki Iwakuma, Beef	3	Clayton Kershaw, Devils	115	Kenley Jansen, Otters	35
Ervin Santana, Piranhas	3	Max Scherzer, Beef	115	David Robertson, Road	33
Seven tied with	2	Yu Darvish, Otters	111	Darren O'Day, Turf	32
Seven tied with	1	Shelby Miller, Road	106	Greg Holland, Road	31
		Hisahki Iwakuma, Beef	91	Luis Avilan, Whatever	31
		Cliff Lee, Piranhas	91	Joe Smith, Whatever	30
		Ervin Santana, Piranhas	90	Brandon Kintzler, Otters	29
		Ubaldo Jimenez, Turfs	90	Tanner Scheppers, Bfrs	29
		Adam Wainwright, Wht	90	Brad Ziegler, Bfrs	29
		Julio Teheran, Turfs	87	Three tied with	28

Innings pitched	IP	Total hits allowed	H	Total runs allowed	R
Clayton Kershaw, Devils	124.0	Derek Holland, Piran	118	Derek Holland	63
Ervin Santana, Piranhas	118.3	James Shields, Piran	113	Adam Wainwright	59
Hisahki Iwakuma, Beef	114.0	C.J. Wilson, Turfs	106	C.J. Wilson	56
James Shields, Piran	113.0	Jose Quintana, Piranhas	106	Jose Quintana	55
Max Scherzer, Beefers	109.0	Adam Wainwright, Wht	101	Cliff Lee	49
Shelby Miller, Road	106.3	Madison Bumgarner, Rd	100	James Shields	48
Justin Verlander, Turfs	103.7	Ervin Santana, Piranhas	100	Jordan Zimmermann	45
Cliff Lee, Piranhas	102.0	Jdn. Zimmermann, Dev	98	Justin Verlander	45
C.J. Wilson, Turfs	100.3	Justin Verlander, Turfs	97	A.J. Burnett	45
Madison Bumgarner, Rd	99.3	A.J. Burnett, Beefers	97	Yu Darvish	45
				Mat Latos	44

Earned runs allowed	ER	Home runs allowed	HR	Saves	Sv
Derek Holland, Piran	59	Derek Holland, Piran	19	Mark Melancon, Devils	21
Adam Wainwright, Wht	55	Adam Wainwright, Wht	18	Mariano Rivera, Whats	19
Jose Quintana, Piranhas	53	Jose Quintana, Piranhas	18	Joe Nathan, Otters	15
C.J. Wilson, Turfs	52	Hiroki Kuroda, Otters	15	Greg Holland, Road	12
Cliff Lee, Piranhas	47	James Shields, Piran	14	Bobby Parnell, Beefers	11
James Shields, Piran	44	Jdn. Zimmermann, Dev	14	Joaquin Benoit, Piranhas	9
Justin Verlander, Turfs	44	Matt Harvey, Otters	14	Brad Ziegler, Beefersr	7
A.J. Burnett, Beefers	42	Cliff Lee, Piranhas	13	Koji Uehara, Turfs	7
Yu Darvish, What	42	Yu Darvish, What	12	Kevin Siegrist, Devils	6
Mat Latos, Beefers	42	Julio Teheran, Piranhas	12	Glen Perkins, Turfs	5

Bases on balls	BB	Games lost	L	Hit batsmen	HB
Clayton Kershaw, Devils	53	Jose Quintana, Piranhas	10	Adam Wainwright, Wht	7
James Shields, Piran	48	Matt Moore, Devils	9	Shelby Miller, Road	5
Justin Verlander, Turfs	48	Francisco Liriano, Ottrs	8	Jose Quintana, Piranhas	5
Ubaldo Jimenez, Turfs	46	Seven tied with	7	Derek Holland, Piran	4
Max Scherzer, Beefers	45			Ervin Santana, Piranhas	4
Chris Tillman, Beefers	39			Joe Smith, Whatevers	4
Madison Bumgarner, Rd	37			Trevor Rosenthal, Dev	4
Zack Greinke, Whatevers	37			13 tied with	3
A.J. Burnett, Beefers	36				
C.J. Wilson, Turfbeatrs	36				

Relief ERA (Min 24 IP)	ERA	Complete games	CG	Games started	GS
Seth Maness, Beefers	0.79	Clayton Kershaw, Devils	7	James Shields, Piran	17
Koji Uehara, Turfs	0.91	Hisahki Iwakuma, Beef	4	Justin Verlander, Turfs	17
Dan Otero, Devils	1.50	Six tied with	3	11 tied with	16
Craig Breslow, Otters	1.54	Eight tied with	2		
Tony Watson, Beefers	1.63				

High ERA (Min 39 IP)	ERA	Wild pitches	WP	Balks	Bk
Derek Holland, Piran	5.59	Madison Bumgarner, Rd	3	Clayton Kershaw, Devils	2
Adam Wainwright, Wht	5.16	Yu Darvish, What	3	Jose Quintana, Piranhas	2
Jose Quintana, Piranhas	5.13	Ubaldo Jimenez, Turfs	3	Homer Bailey, Otters	2
Trevor Rosenthal, Dev	5.09	David Price, Road	3	Max Scherzer, Beefers	1
Francisco Liriano, Otters	4.86	Seven tied with	2		

2014 OAPBA Team Batting

<u>Batting</u>	<u>B.A.</u>	<u>OBP</u>	<u>Slg</u>	<u>AB</u>	<u>R</u>	<u>H</u>	<u>2B</u>	<u>3B</u>	<u>HR</u>	<u>RBI</u>	<u>BB</u>	<u>K</u>	<u>SB-CS</u>	<u>Sac</u>	<u>SF</u>	<u>HBP</u>	<u>DP</u>	<u>E</u>
Whatevers	.238	.322	.404	2625	319	601	144	7	87	307	296	562	44-16	29	15	25	65	46
Turfbeatrs	.238	.297	.375	2635	247	626	136	12	67	233	215	518	58-22	21	7	10	52	53
Taz Devils	.235	.309	.401	2582	326	608	161	12	81	309	250	628	28-21	16	16	32	50	58
Otters	.235	.300	.414	2643	305	622	162	16	93	302	221	564	15-6	11	13	29	52	29
Beefers	.232	.301	.415	2680	304	623	157	16	100	296	247	623	21-12	12	11	19	41	38
Piranhas	.208	.269	.326	2633	223	548	107	12	60	202	211	557	8-16	27	8	12	74	55
Road War	.194	.260	.324	2558	224	496	116	12	64	210	221	607	58-29	55	16	14	52	42
<i>League Avg.</i>	<i>.226</i>	<i>.294</i>	<i>.380</i>	<i>2608</i>	<i>278</i>	<i>589</i>	<i>140</i>	<i>12</i>	<i>79</i>	<i>266</i>	<i>237</i>	<i>580</i>	<i>33-17</i>	<i>24</i>	<i>12</i>	<i>20</i>	<i>55</i>	<i>45</i>

2014 OAPBA Team Pitching

<u>Pitching</u>	<u>W-L</u>	<u>ERA</u>	<u>G</u>	<u>GS</u>	<u>CG</u>	<u>Sh</u>	<u>Sv</u>	<u>IP</u>	<u>H</u>	<u>R-ER</u>	<u>HR</u>	<u>BB</u>	<u>SO</u>	<u>HB</u>	<u>WP</u>	<u>Bk</u>
Taz Devils	46-32	2.74	211	78	11	6	28	699.7	545	238-213	70	228	596	12	11	2
Road War	33-45	3.03	235	78	10	2	14	719.3	608	261-242	74	225	600	21	8	0
Beefers	43-35	3.07	251	78	6	3	23	712.0	561	255-243	59	246	583	18	11	1
Turfbeatrs	39-39	3.21	207	78	11	8	15	718.3	556	278-256	61	242	632	14	6	0
Otters	43-35	3.41	234	78	5	1	18	659.3	524	269-250	80	248	486	11	3	1
Whatevers	43-35	3.43	219	78	9	3	23	687.7	604	292-262	93	207	605	24	8	0
Piranhas	26-52	3.90	201	78	7	6	12	716.3	658	336-310	97	236	585	22	11	0
<i>League Avg.</i>	<i>39-39</i>	<i>3.25</i>	<i>223</i>	<i>78</i>	<i>8</i>	<i>4</i>	<i>19</i>	<i>702.0</i>	<i>579</i>	<i>276-254</i>	<i>76</i>	<i>235</i>	<i>584</i>	<i>17</i>	<i>8</i>	<i>1</i>

2014 Taz Devils
Manager Dave Larson
46-32, .590, 1st place
Lost to Beefers 2-4 in semi-finals

Player	Avg	OBP	G	AB	R	H	2B	3B	HR	RBI	BB	K	SB-CS	Sac	SF	HBP	DP	E
Jeff Baker	.326	.426	21	46	9	15	4	0	2	13	8	12	0-0	0	0	0	3	0
Shin-Soo Choo	.305	.419	73	229	44	70	19	0	12	28	39	54	0-1	0	2	7	3	5
Dexter Fowler	.283	.353	19	46	6	13	2	0	0	2	5	16	0-0	0	0	0	0	1
Ian Desmond	.269	.306	78	301	29	81	22	2	7	40	17	83	7-9	1	5	1	5	8
Chase Utley	.263	.333	55	114	20	30	6	1	8	20	9	23	0-0	0	0	3	1	3
Paul Goldschmidt	.250	.334	78	292	43	73	20	0	9	40	34	74	0-0	0	2	4	13	3
Will Venable	.249	.308	70	169	25	42	15	2	9	29	14	53	5-2	1	1	1	1	3
Josh Donaldson	.241	.340	70	212	32	51	13	2	7	21	29	51	0-0	0	0	3	4	6
Brian McCann	.238	.273	28	84	9	20	3	0	6	16	3	15	0-0	0	0	1	3	2
Matt Carpenter	.235	.313	76	251	26	59	23	1	1	18	23	41	0-0	1	1	6	2	4
Buster Posey	.227	.278	63	181	16	41	9	0	5	26	13	27	0-0	0	3	1	2	5
Jose Altuve	.226	.323	57	84	11	19	4	0	1	6	11	11	3-2	3	0	1	0	0
Shane Robinson	.224	.296	28	49	10	11	1	0	1	4	5	12	3-1	0	0	0	0	0
Alex Rios	.205	.245	59	132	9	27	9	0	2	10	7	35	10-6	0	0	0	5	2
Brandon Moss	.199	.278	71	216	27	43	9	4	11	33	21	60	0-0	0	1	3	1	6
A.J. Ellis	.150	.261	14	20	2	3	2	0	0	0	2	2	0-0	0	0	1	2	1
Devils Pitchers	.064	.120	78	156	8	10	0	0	0	3	10	59	0-0	10	1	0	5	9
Team	.235	.309	78	2582	326	608	161	12	81	309	250	628	28-21	16	16	32	50	58

PB Posey 2

Player	W-L	ERA	G	GS	CG	Sh	Sv	IP	H	R-ER	HR	BB	SO	HB	WP
Clay. Kershaw	12-3	1.96	16	16	7	2	0	124.0	73	29-27	10	53	115	2	2
J. Zimmermann	7-5	3.69	16	16	1	0	0	92.7	97	45-38	14	30	67	0	2
Alex Cobb	6-1	1.79	11	11	2	2	0	70.3	45	14-14	5	21	67	0	1
Chris Sales	5-2	3.53	11	11	0	0	0	55.7	59	22-22	5	15	53	1	2
Kris Medlen	4-2	1.69	11	11	0	0	0	64.0	44	17-12	6	11	46	2	1
Matt Moore	2-0	3.63	13	13	1	0	0	74.3	74	34-30	6	31	60	3	0
Starters	36-22	2.63	78	78	11	6	0	480.7	392	161-143	46	161	408	8	8
Trv. Rosenthal	3-1	5.09	24	0	0	0	0	40.7	48	24-23	6	17	48	4	1
Mark Melancon	2-1	3.22	28	0	0	0	21	36.3	26	13-13	4	9	22	0	2
Dvd. Carpenter	2-2	2.08	23	0	0	0	0	43.3	30	12-10	5	13	37	0	0
Dan Otero	1-1	1.50	16	0	0	0	1	30.0	14	6-5	2	8	13	0	0
Neat Cotts	1-1	1.71	24	0	0	0	0	42.0	17	8-8	3	11	42	0	0
Kevin Siegriest	1-4	3.71	18	0	0	0	6	26.7	18	14-11	4	9	26	0	0
Relievers	10-10	2.88	133	0	0	0	28	219.0	153	77-70	24	67	188	4	3
Team	46-32	2.74	211	78	11	6	28	699.7	545	238-213	70	228	596	12	11

Balks Kershaw 2. Combined shutouts: Cobb, Cotts, Melancon and Zimmermann, Cotts, Melancon.

2014 Beefers
Manager Rod Caborn
43-35, .565, tied for 2nd place,
Defeated Taz Devils 4-2 in semi-finals
Defeated Otters 4-0 in World Series

Player	Avg	OBP	G	AB	R	H	2B	3B	HR	RBI	BB	K	SB-CS	Sac	SF	HBP	DP	E
Adrian Beltre	.291	.318	77	326	39	95	15	2	19	56	12	56	0-0	0	1	1	5	3
Michael Cuddyer	.283	.340	51	173	17	49	8	2	8	21	14	32	0-0	0	0	1	3	1
Ryan Raburn	.280	.379	35	100	15	28	10	0	8	23	13	29	0-0	0	0	3	2	2
Andr. McCutchen	.277	.379	77	296	46	82	22	4	8	33	47	51	6-2	0	2	3	7	1
Carlos Gonzalez	.266	.338	54	214	36	57	17	2	10	23	22	68	5-2	0	0	1	0	0
Yasiel Puig	.261	.335	46	153	26	40	7	1	4	10	14	40	1-1	0	0	3	1	1
Michael Young	.246	.285	52	122	10	30	12	0	1	5	6	21	0-0	1	1	1	3	3
Chris Davis	.228	.307	69	215	19	49	16	2	10	35	24	81	0-0	0	1	1	2	4
Adrian Gonzalez	.203	.266	64	128	14	26	7	0	6	16	11	26	0-0	0	0	0	2	1
Jason Kipnis	.194	.288	70	227	24	44	14	3	6	15	28	43	9-7	2	0	2	3	2
J.J. Hardy	.181	.236	76	281	26	51	13	0	8	19	20	51	0-0	2	3	1	4	5
Matt Wieters	.176	.239	61	193	15	34	4	0	10	27	16	40	0-0	0	0	0	5	3
Yan Gomes	.161	.253	38	87	5	14	5	0	2	6	9	18	0-0	0	1	2	3	2
Beef Pitchers	.145	.197	78	165	12	24	7	0	0	7	11	67	0-0	7	2	0	1	10
Team	.232	.301	78	2680	304	623	157	16	100	296	247	623	21-12	12	11	19	41	38

Grand slam HR: Adrian Beltre (off Robbie Ross, Road War). PB Wieters 2, Y. Gomes 2

Player	W-L	ERA	G	GS	CG	Sh	Sv	IP	H	R-ER	HR	BB	SO	HB	WP
H'shi Iwakuma	8-3	2.29	16	16	4	3	0	114.0	82	32-29	6	26	91	3	1
Max Scherzer	6-7	3.30	16	16	1	0	0	109.0	87	42-40	9	45	115	3	1
Chris Tillman	6-4	2.66	15	15	0	0	0	94.7	67	29-28	10	39	67	2	2
Mat Latos	6-4	3.91	16	16	1	0	0	96.7	81	44-42	11	34	74	3	1
A.J. Burnett	5-2	4.71	15	15	0	0	0	80.3	94	45-42	7	36	79	0	1
Starters	31-20	3.29	78	78	6	3	0	494.7	411	192-181	43	180	426	11	6
Tony Watson	3-3	1.63	23	0	0	0	2	27.7	17	5-5	1	8	18	2	0
Seth Maness	2-1	0.79	23	0	0	0	0	34.3	16	5-3	1	8	25	3	1
Brad Zeigler	2-2	2.03	29	0	0	0	7	40.0	22	11-9	3	10	25	0	0
Tner Scheppers	2-3	3.33	29	0	0	0	0	46.0	38	20-17	4	14	34	1	3
Javier Lopez	1-0	3.52	24	0	0	0	2	15.3	21	6-6	1	5	12	0	0
Bobby Parnell	1-0	1.35	18	0	0	0	11	20.0	9	5-3	0	5	15	0	0
Ryan Cook	1-6	2.65	27	0	0	0	1	34.0	27	11-10	6	16	28	1	1
Relievers	12-15	2.19	173	0	0	0	23	217.3	150	63-53	16	66	157	7	5
Team	43-35	2.95	251	78	6	3	23	712.0	561	255-234	59	246	583	18	11

Balk Scherzer

2014 Otters
Manager Jonathan Stilwell
43-35, .565, tied for 2nd place
Defeated Whatever's 4-1 in semi-finals
Lost to Beefers 0-4 in World Series

Player	Avg	OBP	G	AB	R	H	2B	3B	HR	RBI	BB	K	SB-CS	Sac	SF	HBP	DP	E
Chris Johnson	.331	.400	62	121	18	40	10	0	3	15	14	25	0-0	0	0	0	3	2
Cody Ross	.330	.414	46	97	18	32	6	0	3	17	13	16	0-0	0	0	1	4	3
Daniel Nava	.267	.347	69	195	26	52	14	0	8	17	15	44	0-0	0	0	9	5	5
Freddie Freeman	.262	.350	66	202	32	53	15	0	9	27	27	58	0-0	0	3	2	4	0
Mike Trout	.254	.363	75	272	39	69	21	3	6	32	43	68	9-1	0	1	4	2	1
Omar Infante	.253	.271	44	182	23	46	10	5	7	10	5	30	0-0	0	1	0	1	2
Jean Segura	.248	.270	70	314	31	78	13	4	8	35	8	48	6-3	0	2	2	4	3
Manny Machado	.242	.260	75	277	19	67	23	2	5	32	7	45	0-2	0	1	0	5	1
Khristian Davis	.236	.317	28	89	10	21	9	1	5	17	8	25	0-0	0	1	3	5	3
Salvador Perez	.219	.297	56	155	17	34	2	0	6	16	15	23	0-0	0	0	2	3	1
Miguel Montero	.215	.272	55	135	11	29	9	0	6	18	11	34	0-0	0	1	0	2	2
Joe Bautista	.207	.290	59	193	27	40	12	0	16	35	20	37	0-0	0	1	3	8	1
Aaron Hill	.198	.279	34	131	16	26	7	0	7	13	14	22	0-0	0	1	1	2	0
Brad Miller	.140	.189	27	50	3	7	4	0	1	1	3	10	0-0	0	0	0	0	0
Jason Heyward	.124	.240	43	105	12	13	6	0	2	12	14	34	0-0	0	0	2	2	2
Otter Pitchers	.120	.146	78	125	3	15	1	1	1	5	4	45	0-0	11	1	0	2	3
Team	.235	.300	78	2643	305	622	162	16	93	302	221	564	15-6	11	13	29	52	29

Player	W-L	ERA	G	GS	CG	Sh	Sv	IP	H	R-ER	HR	BB	SO	HB	WP
Bartolo Colon	6-3	2.45	15	15	0	0	0	99.0	63	28-27	11	24	61	0	0
Jose Fernandez	5-3	3.38	14	14	1	0	0	88.0	63	35-33	11	21	72	3	0
Hiroki Kuroda	5-7	4.23	16	16	2	1	0	83.0	83	43-39	15	22	55	0	2
Franc. Liriano	4-5	4.86	13	13	1	0	0	63.0	62	39-34	8	32	49	0	1
Homer Bailey	3-4	3.21	14	14	1	0	0	75.7	70	29-27	6	22	59	1	0
Doug Fister	1-2	4.34	6	6	0	0	0	29.0	28	16-14	4	10	25	2	0
Starters	24-25	3.58	78	78	5	1	0	437.7	369	190-174	55	131	321	6	3

J.P. Howell	7-1	4.71	27	0	0	0	0	36.3	35	19-19	3	22	24	0	0
Santiago Casilla	4-3	3.51	28	0	0	0	1	41.0	23	17-16	6	18	37	1	0
Justin Wilson	2-0	1.66	14	0	0	0	0	21.7	15	5-4	1	9	15	0	0
Dne De La Rosa	2-1	3.12	23	0	0	0	0	34.7	22	12-12	3	9	18	2	0
Craig Breslow	2-2	1.54	25	0	0	0	2	41.0	17	8-7	5	13	26	0	0
Brndn Kintzler	1-0	2.64	29	0	0	0	0	47.7	39	15-14	5	17	36	2	0
Joe Nathan	1-1	3.32	24	0	0	0	15	21.7	19	8-8	3	8	24	0	0
Relievers	19-8	2.95	170	0	0	0	18	244.0	170	84-80	26	96	180	5	0

Team	43-35	3.35	248	78	5	1	18	681.7	539	274-254	81	227	501	11	3
-------------	--------------	-------------	------------	-----------	----------	----------	-----------	--------------	------------	----------------	-----------	------------	------------	-----------	----------

Balk Homer Bailey

2014 Whatever's
Manager Walt Taylor
43-35, .565, tied for 2nd place
Lost to Otters 1-4 in semi finals

Player	Avg	OBP	G	AB	R	H	2B	3B	HR	RBI	BB	K	SB-CS	Sac	SF	HBP	DP	E
Miguel Cabrera	.318	.419	73	255	37	81	17	0	21	61	42	43	0-0	0	2	4	11	9
Joe Mauer	.305	.375	56	239	42	73	15	0	5	20	26	62	0-2	0	1	1	2	3
Adam Jones	.283	.328	57	191	24	54	10	0	14	33	12	44	7-3	0	0	1	7	2
Andr Simmons	.259	.322	51	54	7	14	6	0	1	3	3	7	0-0	4	0	2	0	0
Wilson Ramos	.259	.291	33	81	11	21	2	0	7	15	4	17	0-0	0	1	0	2	3
Joey Votto	.252	.397	70	222	33	56	12	1	5	21	54	55	0-0	1	0	0	2	2
Dustin Pedroia	.236	.307	78	280	28	66	17	3	2	24	29	47	4-2	2	3	1	12	2
Jed Lowrie	.233	.297	75	227	17	53	20	1	5	30	18	38	1-0	8	1	3	4	10
Michael Brantley	.225	.277	34	102	13	23	6	2	1	11	7	16	1-0	1	2	1	3	0
Shane Victorino	.221	.279	59	231	35	51	11	0	11	29	13	47	19-5	0	1	6	3	2
Giancarlo Stanton	.190	.330	54	153	23	29	7	0	10	24	31	53	0-0	0	0	1	2	1
Carlos Quentin	.169	.341	26	65	6	11	5	0	1	4	14	11	0-0	0	0	3	2	0
Craig Gentry	.148	.207	31	54	9	8	2	0	0	1	3	11	10-4	0	0	1	2	1
Chase Headley	.148	.207	29	16	5	1	0	0	0	0	0	1	0-0	0	0	0	1	1
What Pitchers	.142	.226	78	148	11	21	5	0	0	10	17	59	1-0	14	3	0	6	6
Team	.238	.322	78	2525	319	601	144	7	87	307	296	562	44-16	29	15	25	65	46

Grand Slam HR Edwin Encarnacion

Player	W-L	ERA	G	GS	CG	Sh	Sv	IP	H	R-ER	HR	BB	SO	HB	WP
Matt Harvey	8-3	2.36	13	13	3	1	0	91.7	86	32-24	14	21	76	1	0
Zack Greinke	7-5	3.47	14	14	3	0	0	98.2	93	40-38	8	37	30	3	1
A. Wainwright	7-7	5.16	16	16	2	1	0	96.0	101	59-55	18	27	90	7	0
Yu Darvish	5-5	4.22	16	16	0	0	0	89.7	83	45-42	12	32	111	3	3
Mike Minor	4-2	2.34	10	10	0	0	0	57.7	54	16-15	9	15	58	3	1
Patrick Corbin	4-5	2.50	9	9	1	1	0	57.7	40	20-16	9	11	56	1	0
Starters	35-27	3.48	78	78	9	3	0	491.3	457	212-190	70	143	461	18	5
Luis Avilan	1-2	3.51	31	0	0	0	3	48.7	33	20-19	6	14	27	3	1
Joe Smith	5-3	3.92	30	0	0	0	0	41.3	32	22-1	7	17	24	4	2
Cody Allen	0-0	3.10	12	0	0	0	0	20.3	10	8-7	2	8	18	1	0
Mariano Rivera	1-0	1.66	23	0	0	0	19	21.7	19	4-4	0	4	12	1	0
Sam LeCure	0-1	3.29	17	0	0	0	1	27.3	21	10-10	3	11	28	0	0
Paco Rodriguez	1-2	3.41	28	0	0	0	0	37.0	32	16-14	5	10	35	1	0
Relievers	8-8	3.30	141	0	0	0	23	196.3	147	80-72	23	64	144	10	3
Team	43-35	3.43	219	78	9	3	23	687.7	604	292-262	93	207	605	28	8

Balks none

2014 Turfbeaters
Manager Steven Korb
39-39, .500, 5th place

Player	Avg	OBP	G	AB	R	H	2B	3B	HR	RBI	BB	K	SB-CS	Sac	SF	HBP	DP	E
Carlos Beltran	.303	.356	68	241	27	73	13	3	8	22	19	39	0-0	4	0	1	4	3
Howie Kendrick	.294	.339	42	119	9	35	4	2	4	14	8	19	1-2	0	0	0	4	3
Yadier Molina	.281	.342	67	242	26	68	24	0	8	26	23	24	0-1	3	1	0	11	6
Jhonny Peralta	.272	.331	49	162	17	44	14	0	5	22	15	46	0-0	1	1	0	3	3
D.J. LeMahieu	.266	.318	51	158	16	42	10	1	2	9	12	31	0-1	1	0	0	3	2
Eric Hosmer	.265	.331	79	302	30	80	15	2	7	23	28	56	0-1	0	0	2	3	0
Matt Holliday	.246	.312	67	244	22	60	10	0	8	22	23	39	0-0	1	2	5	12	3
Ichiro Suzuki	.243	.278	57	103	14	25	0	1	3	6	5	24	6-2	4	0	0	0	0
Coco Crisp	.234	.322	43	77	10	18	3	0	4	12	10	6	6-1	0	0	0	2	1
Kyle Seager	.222	.302	52	216	24	48	17	0	9	31	25	51	2-4	0	1	0	1	4
Jose Reyes	.212	.237	36	146	11	31	8	0	3	11	5	30	3-1	0	1	0	1	6
Eric Young	.203	.309	39	59	8	12	5	0	0	3	8	9	12-6	0	0	1	0	0
Jacoby Ellsbury	.197	.239	59	233	19	46	8	2	1	8	13	40	21-4	0	1	0	0	0
Wilin Rosario	.182	.239	26	66	6	12	1	0	3	9	5	14	0-0	0	0	0	5	7
Ian Kinsler	.156	.255	31	90	5	14	2	1	2	11	11	13	1-0	1	0	1	2	2
Turf Pitchers	.102	.126	78	177	3	18	2	0	0	4	5	77	0-0	6	0	0	1	13
Team	.238	.297	78	2635	247	626	136	12	67	233	215	518	58-22	21	7	10	52	53

PB Y. Molina

Player	W-L	ERA	G	GS	CG	Sh	Sv	IP	H	R-ER	HR	BB	SO	HB	WP
Clay Buchholz	6-2	0.84	8	8	3	2	0	64.0	20	10-6	2	21	58	0	0
Julio Teheran	5-5	3.63	15	15	2	0	0	96.7	93	41-39	12	26	87	1	0
Hyun-Ju Ryu	4-2	2.63	7	7	2	2	0	48.0	42	15-14	2	17	31	1	1
Ubaldo Jimenez	4-5	2.40	15	15	0	0	0	93.7	64	31-25	5	46	90	0	3
C.J. Wilson	4-7	4.66	16	16	2	2	0	100.3	105	56-52	9	36	81	2	0
Jstin Verlander	3-7	3.82	17	17	2	2	0	103.7	96	45-44	10	48	85	3	0
Starters	26-28	3.20	78	78	8	0	0	506.3	420	198-180	40	194	432	8	5
Koji Uehara	6-1	0.91	24	0	0	0	7	39.7	18	4-4	1	11	47	1	0
Luke Hochevar	3-5	4.15	27	0	0	0	1	52.0	41	25-24	9	15	45	1	1
Jean Machi	2-0	2.57	12	0	0	0	1	21.0	13	6-6	1	7	18	0	0
Glen Perkins	1-1	6.06	16	0	0	0	5	16.3	12	11-11	1	8	24	3	0
Chad Qualls	1-2	3.95	18	0	0	0	1	27.3	22	12-12	5	7	18	0	0
Darren O'Day	0-2	3.07	32	0	0	0	0	55.7	30	22-19	4	10	48	2	0
Relievers	13-11	3.23	129	0	0	0	15	212.0	136	80-76	21	58	200	7	1
Team	39-39	3.21	207	78	11	8	15	718.3	556	278-256	61	252	632	14	6

Balks none

2014 Road Warriors
Manager Marc Bostrom
33-48, .423, 6th place

Player	Avg	OBP	G	AB	R	H	2B	3B	HR	RBI	BB	K	SB-CS	Sac	SF	HBP	DP	E
Jarrod Dyson	.250	.333	12	8	5	2	1	0	0	0	1	1	7-4	1	0	0	0	0
Devin Mosoraco	.248	.286	33	105	8	26	5	0	1	9	6	1	0-1	0	1	0	2	3
Justin Upton	.240	.322	74	262	27	63	15	0	13	37	33	76	0-0	2	3	0	3	1
Troy Tulowitzki	.232	.302	62	228	21	53	11	0	6	17	21	50	0-0	0	3	3	3	7
Nolan Arenado	.226	.275	66	230	21	52	13	6	8	26	16	36	0-0	1	1	0	7	3
Prince Fielder	.218	.271	68	156	13	34	7	1	4	17	11	31	0-0	0	2	1	8	4
Jose Iglesias	.217	.267	54	175	9	38	8	3	0	13	6	35	0-0	5	0	6	6	2
Jayson Werth	.208	.304	64	240	33	50	11	0	9	18	33	54	6-4	1	0	0	5	1
Todd Helton	.198	.237	59	177	15	35	14	0	7	21	9	43	0-0	3	0	0	1	1
Chris DeNorfia	.179	.236	56	151	9	27	10	0	1	9	12	38	2-2	11	2	0	1	3
Russell Martin	.160	.246	57	187	16	30	9	0	6	14	22	53	0-0	2	2	0	2	2
Brandon Phillips	.160	.242	69	212	13	34	4	1	5	16	22	31	0-0	3	1	1	7	5
Brett Gardner	.159	.225	65	233	20	37	8	1	3	9	20	61	6-6	6	0	0	5	1
Rajai Davis	.133	.156	38	30	12	4	0	0	0	1	1	8	37-12	0	1	0	0	0
Road War Pitchers	.102	.126	78	177	3	18	2	0	0	4	5	77	0-0	6	0	0	1	13
Team	.194	.260	78	2558	224	496	116	12	64	210	221	607	58-29	55	16	14	52	42

PB Devin Mesaroco

Player	W-L	ERA	G	GS	CG	Sh	Sv	IP	H	R-ER	HR	BB	SO	HB	WP
Shelby Miller	6-5	2.71	15	15	3	1	0	106.3	82	36-32	7	35	106	5	1
Flx Hernandez	5-5	2.95	15	15	0	0	0	88.3	82	34-29	11	27	62	2	0
Md Bumgarner	4-5	3.35	15	15	3	0	0	99.3	98	41-37	9	37	74	1	3
Jered Weaver	3-4	2.69	10	10	3	1	0	67.0	69	24-20	8	13	47	3	1
Mike Leake	2-6	3.45	15	15	1	0	0	91.3	76	36-35	8	33	64	3	0
David Price	1-2	3.33	8	8	0	0	0	46.0	44	18-17	3	10	27	0	3
Starters	21-27	3.07	78	78	10	2	0	498.3	451	189-170	46	155	380	14	8
Nick Vincent	4-1	1.64	22	0	0	0	0	38.3	24	7-7	3	7	35	3	0
Greg Holland	4-6	3.76	31	0	0	0	12	38.3	29	16-16	3	15	53	0	0
Kenley Jensen	2-1	1.88	35	0	0	0	2	38.3	19	8-8	4	6	48	0	0
Dvd Robertson	2-4	2.61	33	0	0	0	0	58.7	34	17-17	7	22	46	2	0
Aaron Loup	0-2	7.71	15	0	0	0	0	11.7	16	10-10	5	3	9	0	0
Drew Smyly	0-4	3.53	21	0	0	0	0	35.7	35	14-14	6	17	29	2	0
Relievers	12-18	2.93	157	0	0	0	14	221.0	157	72-72	28	70	220	7	0
Team	33-45	3.03	235	78	10	2	14	719.3	608	261-242	74	225	600	21	8

2014 Piranhas
Manager: Dave Mitchell
26-52, .333, 7th place

Player	Avg	OBP	G	AB	R	H	2B	3B	HR	RBI	BB	K	SB-CS	Sac	SF	HBP	DP	E
Scooter Gennett	.315	.388	30	92	7	29	4		1	8	11	15	0-1	0	0	0	0	3
Jonathan Lucroy	.273	.352	55	161	15	44	8	1	5	17	19	27	0-0	0	1	1	4	1
Robinson Cano	.268	.347	71	254	27	68	12	0	14	32	29	39	1-0	0	0	2	9	5
Ben Revere	.244	.301	30	86		721	2	1	0	3	7	22	0-2	0	0	0	3	0
Martin Prado	.236	.289	64	195	17	46	9	2	6	19	13	23	0-2	0	1	2	6	5
Denard Span	.223	.256	68	256	23	57	13	4	0	14	11	46	1-3	1	2	1	5	1
David Ortiz	.208	.321	28	24	0	5	1	0	0	1	4	6	0-0	0	0	0	0	0
Nick Markakis	.206	.259	63	209	13	43	12	0	4	20	15	33	0-1	0	0	0	6	0
Daniel Murphy	.200	.245	20	45	7	9	2	0	0	2	3	12	1-0	0	0	0	0	0
David Wright	.182	.256	49	176	17	32	4	1	5	13	17	47	3-2	0	1	1	9	2
Torii Hunter	.180	.215	30	89	4	16	4	2	0	3	4	23	0-0	1	0	0	3	1
James Loney	.175	.222	7	8302	20	53	14	0	4	15	18	58	0-0	0	0	0	9	2
A.J. Pierzynski	.163	.184	56	141	11	23		10	6	12	2	27	0-1	2	2	2	4	7
Alexei Ramirez	.161	.201	64	161	16	26	6	0	1	7	8	34	0-2	0	0	0	4	7
Nate McLouth	.152	.250	42	105	8	16	6	1	2	8	14	27	0-0	0	1	0	3	2
Pitchers	.122	.187	78	139	5	17	1	0	0	3	9	68	0-0	23	0	2	6	15
Team	.208	.269	78	2633	223	548	107	12	60	202	211	557	8-16	2	78	12	74	55

Grand slam HR James Loney. PB Jonathan Lucroy 4, A.J. Pierzynski 3

Player	W-L	ERA	G	GS	CG	Sh	Sv	IP	H	R-ER	HR	BB	SO	HB	WP
Ervin Santana	6-6	2.74	16	16	3	3	0	118.3	97	38-36	10	36	90	4	0
Cliff Lee	6-7	4.15	15	15	2	2	0	102.0	77	49-47	13	23	91	2	0
J Derek Holland	4-7	5.59	16	16	1	0	0	95.0	116	63-59	19	32	64	4	3
James Shields	1-7	3.50	17	17	0	0	0	113.0	105	48-44	14	47	70	2	2
Jose Quintana	2-10	5.13	14	14	1	1	0	93.0	105	55-53	18	33	68	5	0
Starters	19-37	4.13	78	78		76	0	521.3	500	253-239	74	172	383	17	5
Luke Gregerson	2-3	2.97	24	0	0	0	0	39.3	26	15-13	6	12	42	1	1
Jesse Crain	2-4	3.46	12	0	0	0	0	26.0	20	10-10	3	7	28	1	0
Tyler Clippard	2-5	3.30	24	0	0	0	1	46.3	42	21-17	7	14	58	0	2
Michael Dunn	1-3	4.54	25	0	0	0	2	41.7	50	27-21	4	14	37	1	2
Joaquin Benoit	0-0	0.54	15	0	0	0	9	16.7	5	1-1	1	2	18	0	0
Scott Downs	0-0	3.24	23	0	0	0	0	25.0	15	9-9	2	15	19	2	1
Relievers	7-15	3.25	123	0	0	0	12	195.0	158	83-71	23	64	202	5	6
Team	26-52	3.89	201	78	7	6	12	716.3	658	336-31	97	236	575	22	11

Balk Jose Quintana 2.

OAPBA All-Time Single Season Batting Performances through 2014

Batting Average

Bob Abreu, Monsters, 2000	.4064
Larry Walker, Highlanders, 2000	.406
Jeff Bagwell, Taz Devils, 2001	.381
Juan Gonzalez, Replacements, 2000	.372
David Ortiz, Titans, 2008	.367
Todd Helton, Titans, 2010	.366

Hits

Freddy Sanchez, Platoon, 2007	114
Ichiro Suzuki, Turfbeatrs, 2008	113
Bob Abreu, Monsters, 2000	113
Juan Gonzalez, Replacements, 2000	108
Ichiro Suzuki, Turfbeatrs, 2005	108

Triples

Curtis Granderson, Beefers 2009	19
Wes Helms, Devils, 2007	14
Jose Reyes, Turfbeatrs, 2009	10
Jose Reyes, Turfbeatrs, 2006	10
Vlad Guerrero, Highlanders, 2001	10
Kenny Lofton, Taz Devils, 1996	9

Runs Batted In

Ken Griffey, Highlanders, 1999	91
Barry Bonds, Highlanders, 2002	85
Chipper Jones, Beefers, 2000	80
Bernie Williams, Monsters, 2000	80
Juan Gonzalez, Replacements, 2000	79
Gary Sheffield, Mambos, 2004	78

Runs Scored

Derek Jeter, Taz Devils, 2000	80
Jeff Bagwell, Taz Devils, 2001	77
Barry Bonds, Highlanders, 2002	76
Bob Abreu, Monsters, 2000	76
Chipper Jones, Beefers, 2000	75
Brian Giles, Whatever's, 2006	72

On-Base Percentage

Bob Abreu, Monsters, 2000	.523
Barry Bonds, Travelers, 2005	.520
Larry Walker, Highlanders, 2000	.495
Barry Bonds, Merchantainers, 2003	.491
Barry Bonds, Merchantainers, 2004	.479
Barry Bonds, Highlanders, 2002	.478

Doubles

David Wright, Piranhas	32
Alex Rodriquez, Highlanders, 1997	32
Brian Giles, Whatever's, 2006	31
Bob Abreu, Road Warriors,, 2003	31
Edgardo Alfonzo, Highlanders, 2000	31
Eight tied with	30

Home Runs

Barry Bonds, Highlanders, 2002	44
Gary Sheffield, Mambos, 2004	40
Sammy Sosa, Juggernauts, 2000	33
Sammy Sosa, Juggernauts, 1999	33
Mark McGwire, Beefers, 2000	32
Mark McGwire, Plat- Mons, 1999	32

Stolen Bases

Kenny Lofton, Taz Devils, 1997	67
Brett Gardner, Road Warriors, 2011	54
Tony Campana, Road Warriors, 2012	51
Henry Cotto, Platoon, 1991	50
Luis Castillo, Juggernauts, 2001	48
Jose Reyes, Turfbeatrs, 2008	45

Bases on Balls

Barry Bonds, Highlanders, 2002	84
Barry Bonds, Travelers, 2005	83
Barry Bonds, Merchantainers, 2003	81
Jeff Bagwell, Taz Devils, 2000	76
Frank Thomas, Beefers, 1996	75
Mark McGwire, Plat- Monst, 1999	71
Jim Thome, Beefers, 2003	71

OAPBA All-Time Single Season Pitching Performances through 2014

Wins

Tommy Glavine Platoon, 1997	15
Roger Clemens, Highlanders, 1998	14
Chien-Ming Wang, Turfbeatars, 2007	13
Clayton Kershaw, Taz Devils, 2014	12
Ricky Nolasco, Taz Devils, 2009	12
Roger Clemens, Titans, 2006	12
Tim Hudson, Turfbeatars, 2004	12
Arthur Rhodes, Platoon, 2002	12
Mike Mussina, Highlanders, 1998	12
Alex Fernandez, Beefers, 1997	12

ERA (Min 80 IP)

Clay Buchholz, Turfbeatars, 2011	1.39
Roger Clemens, Highlanders	1.41
Doug Drabek, Metros, 1993	1.63
Orel Hershiser, Highland, 1989	1.64
Greg Maddux, Tourists, 1991	1.75
Jered Weaver, Road Warriors, 2012	1.75
Zane Smith, Beefers, 1991	1.94
Clayton Kershaw, Taz Devils, 2014	1.96
Cole Hamels, Platoon, 2009	1.99

Innings Pitched

Greg Maddux, Bombers, 1995	156.0
Doug Drabek, Metros, 1993	155.0
Roger Clemens, Highlanders, 1998	153.0
Roger Clemens, Titans, 2006	149.0
John Smoltz, Beefers, 1997	148.2
C.C. Sabathia Turfbeatars, 2009	148.1
C.C. Sabathia Turfbeatars, 2008	144.0
Tim Hudson, Turfbeatars, 2004	144.0

W-L Percentage (Min. 6 decisions)

Rick Reed, Bombers, 1998	11-0	1.000
Randy Johnson, Devils, 2001	10-0	1.000
Tom Martin, Bombers, 1998	7-0	1.000
Mark Eichhorn, Devils, 1995	7-0	1.000
LaTroy Hawkins, Beefers, 2005	6-0	1.000
Chris Carpenter, Platoon, 2010	13-1	.929
Curt Schilling, Titans, 2003	11-1	.916
Roy Oswalt, Taz Devils, 2011	11-1	.916

Strikeouts

Roger Clemens, Highlanders, 1998	187
Curt Schilling, Titans, 2003	162
C.C. Sabathia, Turfbeatars, 2009	161
Randy Johnson, Devils, 2000	159
John Smoltz, Beefers, 1997	156
Randy Johnson, Devils, 2003	153
Johan Santana, Beefers, 2006	149

Saves

Joakim Soria, Devils, 2011	27
Joakim Soria, Devils, 2009	25
J.J. Putz, Whatever's, 2008	24
Todd Worrell, Devils, 1996	23
Francisco (K-Rod) Rodriguez, Whats, 2009	22
Mariano Rivera, Platoon, 2009	22
Doug Jones, Metros, 1993	22

Complete games

Greg Maddux, Bombers, 1995	15
Roger Clemens, Titans, 2006	13
Roger Clemens, Highlanders, 1996	13
Tim Hudson, Turfbeatars, 2004	12
Pedro Martinez, Devils 2001	11
Kevin Brown, Highlanders, 1999	11

Shutouts

Roger Clemens, Highlanders, 1998	6
Dwight Gooden, Metros, 1989	5
Eight tied with	

Losses

Mark Clark, Crusaders, 1998	13
Nate Robertson, Titans, 2007	12
Doug Davis, Turfbeatars, 2005	12
Kris Benson, Bombers, 2000	12
Curt Schilling, Devils, 1991	12
Eleven tied with	11

Home Runs Allowed

Ryan Dempster, Whatever's, 2001	33
Chris Carpenter, Taz Devils, 2007	31
Kirk Rueter, Juggernauts, 2003	29
Cliff Lee, Piranhas, 2012	28
Brad Radke, Beefers, 2000	28
Livan Hernandez, Oceans Nine, 2005	26
Francisco Cordova, Monsters, 1999	26

**OAPBA Career Batting
Leaders
1988-2014**

Batting Avg.	Min. 500 PA	On Base Pct.	Min. 500 PA	Games Played	G
Joe Mauer	0.310	Barry Bonds	0.401	Derek Jeter	1220
Tony Gwynn	0.299	Frank Thomas	0.398	Ivan Rodriguez	1184
Sean Casey	0.298	Joe Mauer	0.386	Alex Rodriguez	1165
Larry Walker	0.289	Jason Giambi	0.383	Barry Bonds	1155
Pablo Sandoval	0.288	Mark McGwire	0.383	Chipper Jones	1106
Todd Helton	0.285	Joey Votto	0.382	Todd Helton	964
Luis Gonzalez	0.284	Jim Thome	0.378	Ichiro Suzuki	947
Mike Sweeney	0.283	Todd Helton	0.378	Albert Pujols	896
Joey Votto	0.282	Wade Boggs	0.377	Scott Rolen	876
Miguel Cabrera	0.280	Bob Abreu	0.376	Roberto Alomar	869
Robinson Cano	0.279				
At Bats	AB	Base hits	H	Runs scored	R
Derek Jeter	4512	Barry Bonds	1183	Barry Bonds	898
Alex Rodriguez	4241	Derek Jeter	1157	Alex Rodriguez	654
Barry Bonds	4232	Ivan Rodriguez	1094	Derek Jeter	652
Ivan Rodriguez	4070	Alex Rodriguez	1015	Chipper Jones	587
Chipper Jones	3719	Chipper Jones	948	Jeff Bagwell	536
Roberto Alomar	3357	Ichiro Suzuki	884	Gary Sheffield	521
Ichiro Suzuki	3270	Albert Pujols	853	Bob Abreu	511
Albert Pujols	3212	Roberto Alomar	833	Ken Griffey, Jr.	487
Scott Rolen	3164	Todd Helton	826	Roberto Alomar	468
Ken Griffey, Jr.	3117	Gary Sheffield	818	Todd Helton	468
				Albert Pujols	462
Doubles	2b	Triples	3b	Home runs	HR
Barry Bonds	300	Jose Reyes	43	Barry Bonds	294
Ivan Rodriguez	263	Kenny Lofton	42	Alex Rodriguez	279
Alex Rodriguez	240	Barry Bonds	35	Chipper Jones	207
Albert Pujols	238	Jimmy Rollins	35	Mark McGwire	202
Derek Jeter	237	Roberto Alomar	34	Jeff Bagwell	185
Scott Rolen	218	Ichiro Suzuki	31	Ken Griffey, Jr.	183
Chipper Jones	214	Curtis Granderson	30	Gary Sheffield	183
Bob Abreu	210	Carlos Beltran	30	Manny Ramirez	177
Todd Helton	210	Scott Rolen	26	Albert Pujols	168
Brian Giles	187	Tony Gwynn	25	Mike Piazza	148

Runs batted in	RBI	Bases on balls	BB	Strikeouts	K
Alex Rodriguez	691	Barry Bonds	833	Alex Rodriguez	1024
Barry Bonds	684	Chipper Jones	573	Derek Jeter	836
Chipper Jones	555	Alex Rodriguez	522	Barry Bonds	787
Albert Pujols	532	Jim Thome	459	Ivan Rodriguez	691
Ivan Rodriguez	511	Gary Sheffield	439	Bob Abreu	669
Jeff Bagwell	509	Jeff Bagwell	429	Jim Thome	669
Manny Ramirez	505	Bob Abreu	428	Jim Edmonds	663
Ken Griffey, Jr.	501	Todd Helton	427	Scott Rolen	653
Todd Helton	483	Mark McGwire	413	Chipper Jones	651
Gary Sheffield	444	Derek Jeter	403	Ken Griffey, Jr.	608
Stolen bases	SB	Caught stealing	CS	Sacrifice flies	SF
Kenny Lofton	279	Derek Jeter	109	Ivan Rodriguez	28
Rickey Henderson	258	Kenny Lofton	91	Ken Griffey, Jr.	24
Jose Reyes	256	Rickey Henderson	81	Alex Rodriguez	24
Ichiro Suzuki	213	Barry Larkin	71	Todd Helton	22
Roberto Alomar	210	Roberto Alomar	61	Derek Jeter	22
Barry Bonds	210	Ichiro Suzuki	61	Manny Ramirez	22
Carlos Beltran	207	Jeff Bagwell	60	Albert Pujols	22
Barry Larkin	201	Barry Bonds	58	Jeff Kent	21
Craig Biggio	164	Jose Reyes	57	Scott Rolen	21
Jimmy Rollins	164	Alex Rodriguez	57	A.J. Pierzynski	21
		Tony Gwynn	56	Jeff Bagwell	20
Sacrifices	Sac	Hit by pitch	HBP		
Placido Polanco	58	Jason Kendall	95		
Ichiro Suzuki	42	Craig Biggio	86		
Cal Ripken	37	Derek Jeter	69		
Derek Jeter	33	Scott Rolen	64		
Roberto Alomar	31	Chase Utley	59		
Omar Vizquel	26	Alex Rodriguez	50		
Jimmy Rollins	26	Carlos Delgado	49		
Jason Kendall	25	Placido Polanco	47		
Jose Reyes	25	Fernando Vina	46		
Juan Pierre	24	Chuck Knoblauch	42		
David DeJesus	24	A.J. Pierzynski	42		

**OAPBA Career
Pitching Leaders
1988-2014**

Games appeared	G	Games started	GS	Complete games	CG
Mariano Rivera	471	Greg Maddux	287	Greg Maddux	74
Trevor Hoffman	359	Roger Clemens	250	Roger Clemens	73
Billy Wagner	313	Tom Glavine	222	Kevin Brown	57
Greg Maddux	287	Mike Mussina	218	Pedro Martinez	51
Roger Clemens	250	Randy Johnson	180	Randy Johnson	50
Tom Glavine	222	Pedro Martinez	177	Mike Mussina	44
Mike Mussina	218	Tim Hudson	175	John Smoltz	37
John Franco	206	Curt Schilling	175	CC Sabathia	32
John Smoltz	203	Tim Hudson	175	Tom Glavine	31
Pedro Martinez	202	Kevin Brown	164	Andy Pettitte	30
ERA (225 IP minimum)	ERA	Wins	W	Losses	L
Mariano Rivera	2.34	Greg Maddux	122	Greg Maddux	92
Rick Aguilera	2.41	Roger Clemens	98	Tom Glavine	79
Roberto Hernandez	2.55	Mike Mussina	90	Roger Clemens	78
Doug Drabek	2.59	Tom Glavine	86	John Smoltz	69
Jim Abbott	2.64	Pedro Martinez	82	Mike Mussina	62
Arthur Rhodes	2.65	Randy Johnson	75	Pedro Martinez	59
Jeff Montgomery	2.71	Kevin Brown	72	Tim Hudson	58
Brad Ziegler	2.85	Roy Halladay	68	Curt Schilling	56
Frank Viola	2.92	Tim Hudson	68	Randy Johnson	54
Joe Blanton	2.93	Roy Oswalt	68	Kevin Brown	53
Mike Scott	2.93			David Cone	53
Saves	Sv	Innings pitched	IP	Hits allowed	H
Mariano Rivera	276	Greg Maddux	1932.0	Greg Maddux	1597
Trevor Hoffman	177	Roger Clemens	1652.0	Roger Clemens	1337
Joe Nathan	98	Tom Glavine	1469.0	Tom Glavine	1252
Billy Wagner	74	Mike Mussina	1432.3	Mike Mussina	1196
Robb Nen	55	Kevin Brown	1348.3	Tim Hudson	1110
John Wetteland	53	Randy Johnson	1286.7	Curt Schilling	1103
J.J. Putz	53	Pedro Martinez	1266.7	Randy Johnson	1029
Doug Jones	50	John Smoltz	1142.7	Roy Halladay	999
Joakim Soria	50	Curt Schilling	1138.7	John Smoltz	956
Keith Foulke	49	Roy Halladay	1113.3	Pedro Martinez	913

Home runs allowed	HR	Total runs allowed	R	Earned runs allowed	ER
Mike Mussina	217	Greg Maddux	791	Greg Maddux	702
Curt Schilling	204	Tom Glavine	713	Tom Glavine	634
Greg Maddux	191	Roger Clemens	694	Roger Clemens	633
Roger Clemens	186	Mike Mussina	665	Mike Mussina	562
Tom Glavine	167	Curt Schilling	593	Randy Johnson	518
Kevin Brown	159	Randy Johnson	563	Tim Hudson	490
Pedro Martinez	158	Tim Hudson	545	Roy Halladay	458
John Smoltz	148	Roy Halladay	501	John Smoltz	447
Randy Johnson	147	Kevin Brown	497	Kevin Brown	447
Roy Halladay	138	Pedro Martinez	493	Curt Schilling	311

Strikeouts	K	Bases on balls	BB	Hit batsmen	HB
Roger Clemens	1521	Tom Glavine	607	Mike Mussina	55
Randy Johnson	1356	Roger Clemens	584	Randy Johnson	52
Greg Maddux	1351	Greg Maddux	501	Greg Maddux	50
Pedro Martinez	1251	Randy Johnson	458	Roy Halladay	44
Mike Mussina	1143	Pedro Martinez	449	CC Sabathia	44
Curt Schilling	1088	Mike Mussina	408	Pedro Martinez	41
Tom Glavine	997	Tim Hudson	372	Tom Glavine	38
John Smoltz	993	David Cone	357	Roger Clemens	36
Kevin Brown	973	Curt Schilling	350	Tim Hudson	35
CC Sabathia	924	John Smoltz	347	Jake Peavy	35

Shutouts	Sh	Wild Pitches	WP	Won-Lost Pct (20 dec min)	W-L	Pct
Greg Maddux	21	John Smoltz	21	Eric O'Flaherty	19-6	0.760
Kevin Brown	19	Dan Haren	20	Darren Oliver	15-6	0.714
Pedro Martinez	18	A.J. Burnett	17	Cole Hamels	31-13	0.704
Randy Johnson	17	Pedro Martinez	16	Brad Ziegler	19-8	0.704
Roger Clemens	16	Felix Hernandez	15	Dennis Martinez	37-16	0.698
Mike Mussina	13	Kevin Appier	14	Roberto Hernandez	17-8	0.680

Highest ERA (165 inn min.)	ERA		W-L	Pct
Eric Milton	6.38	Zack Greinke	36-18	0.667
Shawn Estes	5.75	Yovani Gallardo	30-15	0.667
Pedro Astacio	5.60	Craig Breslow	10-5	0.667
Ted Lilly	5.57	Jeff Zimmerman	12-4	0.750

	ERA	Worst Won-Lost Pct.	W-L	Pct
Steve Trachsel	5.47	Kris Benson	3-19	0.136
Chris Young	5.45	Mark Clark	4-23	0.148
Woody Williams	5.42	Carlos Perez	3-13	0.187
Ryan Dempster	5.41	Tom Candiotti	6-24	0.200
Ismael Valdes	5.37	Nate Robertson	3-12	0.200
Barry Zito	5.36			

OAPBA Lifetime Franchise Records through 2014 season

<u>Active franchises</u>	W	L	Pct.	
Taz Devils	971	756	.562	
Road Warriors	435	477	.477	Dispersal entry, 2003
Beefers	871	999	.466	
Turfbeaters	518	642	.447	
Whatevers	788	996	.441	
Otters	104	136	.433	Expansion entry, 2011
Piranhas	381	531	.418	Dispersal entry, 2003

<u>Franchise (listed alpha)</u>	<u>Total Seasons</u>	<u>Winning Seasons</u>	<u>.500 Seasons</u>	<u>OAPBA Championships</u>	<u>Post Season Record</u>	
Beefers	24	9	2	1	22-25	.468
Otters	4	1	0	0	4-5	.444
Piranhas	12	1	0	0	3-8	.273
Taz Devils	22	19	1	5	42-38	.525
Turfbeaters	17	4	2	0	6-12	.333
Road Warriors	12	4	0	0	13-17	.433
Whatevers - a	27	17	1	4	35-50	.412

a- Metros 1989, 1992; Whatevers 2006 thru present

<u>Disbanded franchises</u>	W	L	Pct.	
Platoon II	528	386	.578	Dispersal entry, 2003, deactivated 2014
Highlanders	669	498	.573	Redispersed after 2002
Platoon (original)	647	518	.555	Redispersed after 2002
Monsters	226	187	.547	Redispersed after 2002
Gashouse Gang	423	470	.474	Dispersal entry, 2003, deactivated 2014
Dairy Kings	472	605	.438	Disbanded after 2001

	<u>Total Seasons</u>	<u>Winning Seasons</u>	<u>.500 Seasons</u>	<u>OAPBA Championships</u>	<u>Post Season Record</u>	
Highlanders	15	14	2	5	28-21	.571
Platoon I (<i>original</i>)	15	12	0	5	40-29	.580
Platoon II - a	11	9	1	6	51-24	.680
Gashouse Gang	11	3	0	0	6-15	.286
Monsters	5	3	0	0	7-13	.350
Dairy Kings	14	2	0	0	1-4	.200

a- Travelers 2005, Platoon II 2008 thru 2013

The original Platoon franchise was active through 2002, after which time the franchise was redispersed when Joe Passiatore dropped out of the league. The Platoon II franchise represents the Merchantainers (later Travelers) franchise formed in the Dispersal Entry Draft of 2003. Passiatore took over the franchise in 2006 and re-named the Traveler franchise as the Platoon, which is identified as Platoon II above for purposes of clarity.

OAPBA's Greatest Teams
50 or more wins, 1988-2014

<u>Team</u>	<u>Year</u>	<u>W-L</u>	<u>Pct.</u>	<u>GA¹</u>	<u>World Series Winner</u>
Whatever's	2010	59-25	.702	-	Platoon 54-30
Highlanders	1998	57-23	.713	17	Highlanders 57-23
Taz Devils	2011	56-24	.700	14 D	Platoon 48-32
Platoon	1998	56-25	.691	4	Highlanders 57-23
Platoon II	2007	58-26	.690	17	Whatever's 51-33
Taz Devils	2001	58-26	.690	1	Platoon 51-33
Green Monsters	2001	57-27	.679	-1	Platoon 51-33
Whatever's	2008	56-28	.667	12	Whatever's 56-28
Beefers	1997	54-28	.659	7	Platoon 45-35
Taz Devils	2003	56-29	.659	11	Taz Devils 56-29
Taz Devils	2009	56-30	.651	-	Platoon II 56-30
Platoon II	2009	56-30	.651	-	Platoon II 56-30
Highlanders	1999	53-28	.654	9	Highlanders 53-28
Highlanders	1993	52-28	.650	7	Platoon 47-35
Platoon	2010	54-30	.643	-	Platoon 54-30
Bombers	1998	52-29	.642	- 4	Highlanders 57-23
Highlanders	2000	54-31	.635	1	Taz Devils 53-32
Taz Devils	2013	50-30	.625	6 D	Platoon 44-36
Taz Devils	1996	50-30	.625	7	Devils (<i>no series</i>)
Green Monsters	2000	53-32	.624	-1	Taz Devils 52-32
Taz Devils	2000	52-32	.618	-1.5	Taz Devils 52-32
Whatever's	2006	52-32	.618	7	Whatever's 52-32
Whatever's	2007	51-33	.607	4	Whatever's 51-33
Platoon	2001	51-33	.607	-7	Platoon 51-33
Highlanders	2002	50-34	.595	2	Highlanders 50-34
Whatever's	2004	50-34	.595	4	Taz Devils 46-38
Taz Devils	2005	50-34	.595	4	Taz Devils 50-34

1990 Platoon and 1991 Highlanders both had records of 46-27, .630 (72 game schedule), which would rank both teams among greatest teams on a percentage basis. Both teams won their season's World Series.

¹ Games ahead based on cumulative season results; reflects entire league, unless noted with D, indicating games ahead in division.

OAPBA Individual Leaders 1988-2014

Batting Average			Earned Run Average		
1988	Tony Gwynn, Tourists	.350	1988	Rick Reuschel, Platoon	2.74
1989	Wade Boggs, Metros	.316	1989	Orel Hershisser, Highlanders	1.64
1990	Kirby Puckett, Metros	.320	1990	Brett Saberhagen, Metros	2.82
1991	Willie McGee, Tourists	.304	1991	Greg Maddux, Tourists	1.75
1992	Barry Larkin, Tourists	.298	1992	Brett Saberhagen, Metros	1.963
1993	Frank Thomas, Beefers	.333	1993	Doug Drabek, Metros	1.63
1994	John Olerud, Metros	.298	1994	Jeff Fassero, Platoon	1.99
1995	Tony Gwynn, Platoon	.340	1995	Greg Maddux, Bombers	2.54
1996	Tony Gwynn, Bombers	.316	1996	Greg Maddux, Bombers	2.00
1997	Ellis Burks, Platoon	.327	1997	Kevin Brown, Highlanders	2.61
1998	Sandy Alomar, Platoon	.341	1998	Roger Clemens, Highlanders	1.41
1999	Jason Kendall, Green Monsters	.330	1999	Al Leiter, Devils	2.30
2000	Bob Abreu, Green Monsters	.4064	2000	Pedro Martinez, Devils	2.91
2001	Jeff Bagwell, Devils	.381	2001	Pedro Martinez, Devils	2.81
2002	Juan Gonzalez, Whateverers	.337	2002	Arthur Rhodes, Platoon	2.32
2003	Manny Ramirez, Devils	.365	2003	Pedro Martinez, Devils	2.54
2004	Barry Bonds, Merchantainers	.342	2004	Jason Schmidt, Road Warriors	1.94
2005	Todd Helton, Devils	.352	2005	Jake Peavy, Devils	2.54
2006	Todd Helton, Devils	.340	2006	Roger Clemens, Titans	2.11
2007	Joe Mauer, Whateverers	.362	2007	Justin Verlander, Turfbeatars	2.41
2008	David Ortiz, Titans	.367	2008	Joe Blanton, Road Warriors	2.70
2009	David Wright, Whateverers	.339	2009	Cole Hamels, Platoon	1.99
2010	Todd Helton, Titans	.366	2010	Chris Carpenter, Platoon	2.06
2011	Josh Hamilton, Devils	.352	2011	Clay Buchholz, Turfbeatars	1.39
2012	Josh Hamilton, Beefers	.303	2012	Jered Weaver, Road Warriors	1.75
2013	David Wright, Piranhas	.322	2013	Kris Medlen, Devils	1.91
2014	Miguel Cabrera, Whateverers	.318	2014	Clayton Kershaw, Devils	1.96

On base percentage		Won-Lost Percentage (Min. 6 decisions)	
1988	N/A	1988	Jack Morris, Metros 8-3 .727
1989	Wade Boggs, Metros .440	1989	Bob Ojeda, Platoon 7-1 .875
1990	Will Clark, Metros .386	1990	Dennis Martinez, Platoon 6-1 .857
1991	Barry Bonds, Highlanders .378	1991	Roger Clemens, Highland 8-2 .800
1992	Mickey Tettleton, Beefers .357	1992	D, Drabek, Mike Maddux, Metros 6-1 .857
1993	Frank Thomas, Beefers .450	1993	Mike Maddux, Metros 7-1 .875
1994	John Olerud, Metros .376	1994	Jose Bautista, Bombers 10-1 .909
1995	Frank Thomas, Beefers .435	1995	Mark Eichhorn, Devils 7-0 1.000
1996	Frank Thomas, Beefers .402	1996	Dennis Martinez, Platoon 6-1 .857
1997	Mark McGwire, Platoon .441	1997	Tom Glavine, Platoon 15-2 .882
1998	Mike Piazza, Bombers .407	1998	Rick Reed, Bombers 11-0 1.000
1999	Jason Kendall, Green Monsters .436	1999	Matt Mantei, Repl-Platoon 6-1 .857
2000	Bob Abreu, Green Monsters .523	2000	Scott Sullivan, Highlanders 6-0 1.000
2001	Jeff Bagwell, Devils .491	2001	Randy Johnson, Devils 10-0 1.000
2002	Barry Bonds, Highlanders .478	2002	Mike Magnante, Highlanders 7-1 .875
2003	Barry Bonds, Merchantainers .491	2003	Curt Schilling, Titans 11-1 .917
2004	Barry Bonds, Merchantainers .479	2004	Tim Hudson, Turfbeaters 12-2 .857
2005	Barry Bonds, Travelers .520	2005	LaTroy Hawkins, Beefers 6-0 1.000
2006	Todd Helton, Devils .435	2006	B Wagner, Dev, Isringhausen, Road 5-1 .833
2007	Joe Mauer, Whatever's .421	2007	Jason Schmidt, Road 9-1 .900
2008	David Ortiz, Titans .436	2008	Ramon Pena, Whatever's 6-0 1.000
2009	Chipper Jones, Beefers .427	2009	Cole Hamels, Platoon 9-1 .900
2010	Todd Helton, Titans .425	2010	Chris Carpenter, Platoon 13-1 .929
2011	Josh Hamilton, Devils .435	2011	Roy Oswalt, Devils 11-1 .917
2012	Miguel Cabrera, Whatever's .389	2012	Fernando Salas, Gang 7-2 .777
2013	Joe Mauer, Whatever's .395	2013	Eric O'Flaherty, Whatever's 9-1 .900
2014	Miguel Cabrera, Whatever's .419	2014	J.P. Howell, Otters 7-1 .876

Runs Batted In		Wins		
1988	Will Clark, Metros	43	1988 Jack Morris, Metros	8-3
1989	Will Clark, Metros	44	1989 Dwight Gooden, Metros	8-3
1990	Ruben Sierra, Platoon	70	1990 Scott Garrelts, Platoon	8-2
1991	Ryne Sandberg, HL	53	1991 Dave Stewart, Highlanders	11-3
1992	Terry Pendleton, Platoon	36	1992 Todd Frohwirth, Metros	8-2
1993	Ryne Sandberg, Highlanders	51	1993 Six tied with	9
1994	Ken Griffey, Highlanders	59	1994 Jose Bautista, Bomb, Danny Darwin, Metros	10
1995	Jeff Bagwell, Devils	75	1995 Greg Maddux, Bombers	11-5
1996	Albert Belle, Cats	63	1996 Greg Maddux, Bombers	11-5
1997	Jeff Bagwell, Devils	72	1997 Tom Glavine, Platoon	15-2
1998	Bchtte, Bmb, Greer, Dv, MGwire, Pl63		1998 Roger Clemens, Highlanders	14-3
1999	Ken Griffey, Highlanders	91	1999 Kevin Brown, Highlanders	11-5
2000	C. Jones, Beef; B. Williams, GM	80	2000 Armando Benitez, Jugs-Monsters	11-4
2001	Bob Abreu, Monsters	71	2001 Pedro.Martinez, Dev, Kevin Brown, Hland	11
2002	Barry Bonds, Highlanders	85	2002 Arthur Rhodes, Platoon	12-6
2003	Vladimar Guerrero, Devils	68	2003 Curt Schilling, Titans; R. Johnson, Devils	11
2004	Gary Sheffield, Mambo Kings	70	2004 Tim Hudson, Turf	12-2
2005	Aramis Ramirez, Travelers	71	2005 John Thomson,Turf, Pedro Martinez, Devils	11
2006	David Wright, Whatever	57	2006 Roger Clemens, Titans	12-3
2007	Jermaine Dye, Beefers	72	2007 Chien Ming Wang, Turf	13-2
2008	Miguel Ordonez, Whatever	60	2008 C.C. Sabathia, Turf	11-3
2009	Chase Utley, Taz Devils	53	2009 Ricky Nolasco, Taz Devils	12-2
2010	Joe Mauer, Whatever	64	2010 Chris Carpenter, Platoon	13-1
2011	Robinson Cano, Platoon	52	2011 Roy Oswalt, Devils	11-1
2012	Curtis Granderson, Road	53	2012 Justin Verlander, Turfs, Josh Beckett, Beefers	10
2013	Adrian Beltre, Beefers	69	2013 Nine tied with	9
2014	Miguel Cabrera, Whatever	61	2013 Clayton Kershaw, Taz Devils	12-3

Hits			Saves		
1988	Tony Gwynn, Tourists	77	1988	Tim Burke, Metros	11
1988	Kirby Puckett, Metros	77	1989	John Franco, Highlanders	7
1990	Kirby Puckett, Metros	93	1990	Bill Landrum, Highlanders	19
1991	Ryne Sandberg, Highlanders	73	1991	Dennis Eckersley, Highlanders	15
1992	Kirby Puckett, Metros	71	1992	Scott Radinsky, Highlanders	15
1993	Kirby Puckett, Metros	93	1993	Doug Jones, Metros	22
1994	John Olerud, Metros	84	1994	John Wetteland, Devils	19
1995	Jeff Bagwell, Devils	96	1995	Steve Howe, Devils	16
1996	Baerga, Belle, Cats, Salmon, Dev	82	1996	Todd Worrell, Devils	23
1997	Ellis Burks, Platoon	104	1997	Trevor Hoffman, Devils, Robb Nen, Beefers	20
1998	Ivan Rodriguez, Highlanders	94	1998	Mariano Rivera, Highlanders	19
1999	Jeff Cirillo, Green Monsters	103	1999	Trevor Hoffman, Beefers	18
2000	Bob Abreu, Green Monsters	113	2000	Jeff Shaw, Green Monsters	20
2001	Bagwell, Devils, Abreu, GM	102	2001	Billy Koch, Devils	17
2002	Juan Pierre, Devils	98	2002	Jose Mesa, Green Monsters	15
2003	Vladimar Guerrero, Devils	107	2003	Trevor Hoffman, Beefers	16
2004	Gary Sheffield, Mambo Kings	102	2004	Eric Gagne, Whatever's	19
2005	Ichiro Suzuki, Turfbeat'ers	108	2005	Trevor Hoffman, Beefers	21
2006	Alex Rodriguez, Titans	84	2006	Mariano Rivera, Platoon	20
2007	Freddy Sanchez, Platoon	114	2007	Trevor Hoffman, Beefers	18
2008	Ichiro Suzuki, Turfbeat'ers	113	2008	J.J. Putz, Whatever's	24
2009	Jose Lopez, Beefers	88	2009	Joakim Soria, Taz Devils	25
2010	Todd Helton, Titans	100	2010	Ryan Franklin, Whats, Trevor Hoffman, Beefs	21
2011	Carlos Gonzalez, Gang	86	2011	Joakim Soria, Devils	27
2012	Michael Young, Beefers,	93	2012	Mike Adams, Devils, John Axford, Whats	20
2013	Andrew McCutchen, Beefers	103	2013	G. Balfour, Road, R. Soriano, Beefers	17
2014	Adrian Beltre, Beefers	96	2014	Mark Melancon, Taz Devils	21

Doubles			Complete games		
1988	Alan Trammell, Platoon	16	1988	Roger Clemens, Highlanders	5
1989	Dave Winfield, Tourists	26	1989	Dwight Gooden, Metros	6
1990	Wade Boggs, Platoon	25	1990	Brett Saberhagen, Metros	6
1991	Chris Sabo, Highlanders	24	1991	Dave Stewart, Highlanders	7
1992	Cal Ripken, Highlanders	24	1992	Bill Gullickson, Platoon	8
1993	Andy van Slyke, Platoon	26	1993	Kevin Brown, Highlanders	8
1994	Barry Bonds, Highlanders	26	1994	Greg Maddux, Bombers	7
1995	Craig Biggio, Devils	29	1995	Greg Maddux, Bombers	15
1996	Albert Belle, Cats	30	1996	Greg Maddux, Bombers	8
1997	Alex Rodriguez, Highlanders	32	1997	John Smoltz, Beefers	8
1998	BAndrsn,Bf, MWms,,GM, Frye HL	26	1998	Roger Clemens, Highlanders	13
1999	Albert Belle, Jug; Cliff Floyd, GM	29	1999	Kevin Brown, Highlanders	11
2000	Edgardo Alfonzo, Highlanders	31	2000	Mike Hampton, Replace-Monsters	9
2001	Andruw Jones, Juggernauts	32	2001	Pedro Martinez, Devils	11
2002	O. Cabrera, Jug; Js. Giambi, Mon	25	2002	Randy Johnson, Devils, Mike Mussina, Highland	6
2003	Bobby Abreu, Road Warriors	31	2003	Randy Johnson, Devils, Kevin Millwood, Merch	8
2004	Js. Giambi, What, Marc.Giles, Bfr	25	2004	Jason Schmidt, Road Warriors	12
2005	Albert Pujols, Travelers	30	2005	Jake Peavy, Pedro Martinez, Devils	6
2006	Brian Giles, Whatever	30	2006	Roger Clemens, Titans	13
2007	Freddy Sanchez, Platoon	41	2007	Chien Ming Wang, Turfbeaters	8
2008	Chase Utley, Devils	24	2008	Brad Penny, Gashouse	10
2009	Berkman, Devils, Petroia, What	26	2009	Cliff Lee, Titans	7
2010	Todd Helton, Titans	28	2010	Zack Greinke, Platoon	9
2011	Jayson Werth, Road War	30	2011	Felix Hernandez, Road Warriors	10
2012	J Francouer, Ott, B Phillips, Road	24	2012	Justin Verlander, Turfs, Matt Cain, Gang	6
2013	David Wright, Piranhas	32	2013	Hamels, Plt, Price, Rd Wr, Verlander, Turfs	6
2014	Yadier Molina, Turfbeates	24	2014	Clayton Kershaw, Taz Devils	7

Triples

1988	Tony Gwynn, Tourists	8
1989	Will Clark, Metros	5
1990	Bip Roberts, Highlanders	7
1991	Tony Fernandez, Beefers	8
1992	R. Alomar, Bfr, T. Gwynn, Tour	7
1993	Roberto Alomar, Beefers	6
1994	DeLino DeShields, Devils	8
1995	Kenny Lofton, Devils	8
1996	Kenny Lofton, Devils	9
1997	Ellis Burks, Platoon	8
1998	Larry Walker, Highlanders	7
1999	Kenny Lofton, Devils	8
2000	Bob Abreu, Green Monsters	7
2001	Vladimar Guerrero, Highlanders	10
2002	J. Pierre, Dev; RAlomar, Bf-GM	5
2003	Scott Rolen, Road Warriors	7
2004	Ichiro Suzuki, Turfbeaters	8
2005	Juan Pierre, Devils	6
2006	Jose Reyes, Turfbeaters	10
2007	Wes Helms, Devils	14
2008	Curtis Granderson, Beefers	19
2009	Jose Reyes, Turfbeaters	10
2010	Shane Victorino, Whatever	6
2011	Carl Crawford, Turfbeaters	8
2012	G. Parra, Gang, J. Reyes, Turfs	7
2013	Jose Reyes, Turfbeaters	6
2014	Nolan Arenado, Road War	6

Shutouts

1988	Dave Stewart, Tour, Charlie Leibrandt, Metros	2
1989	Dwight Gooden, Metros	5
1990	Bruce Hurst, Tourists	4
1991	G.Maddux, Tourists, Dave Stewart, Highland	3
1992	B. Gullickson, Platoon, Jose Rijo, Beefers	3
1993	Kevin Brown,HL; Charles Nagy, Devils	4
1994	Danny Darwin, HL; Greg Maddux, Bombers	4
1995	Greg Maddux, Bombers	3
1996	ChFinley, Cats, RJohnson, Devils, Mussina, HL	3
1997	Kevin Brown, Highland, Andy Pettite, Beefers	3
1998	Roger Clemens, Highlanders	6
1999	Al Leiter, Devils, Tom Glavine, Platoon	3
2000	Randy Johnson, Devils	3
2001	Greg Maddux, Platoon	3
2002	Darryl Kile, Beef-Monsters	4
2003	Pedro Martinez, Devils	4
2004	Six tied with	2
2005	Chris Carpenter, Devils, Odalis Perez, Ocean's	2
2006	Andy Pettitte, Road Warriors	4
2007	Justin Verlander, Turfbeaters	3
2008	Matt Cain, Oliver Perez, Gang	3
2009	Roy Oswalt, Taz Devils	3
2010	Zack Greinke, Platoon	4
2011	Buchholz, Turf, Dvd Price, Erv Santana, Road	3
2012	Beckett, Beefs, Gallardo, Whats, I Kennedy, Ott	3
2013	Jordan Zimmermann, Devils	4
2014	Hish. Iwakuma, Beefs, Erv. Santana, Piranhas	3

Home Runs			Games appeared		
1988	Mark McGwire, Platoon	20	1988	Frank Williams, Highlanders	26
1989	Andres Galarraga, Platoon	14	1989	Juan Agosto, Platoon	32
1990	Kevin Mitchell, Beefers	27	1990	Mike Schooler, Platoon	29
1991	Ryne Sandberg, Highlanders	21	1991	Duane Ward, Beefers	31
1992	Howard Johnson, Beefers	17	1992	Rob Dibble, Beefers	30
1993	Mark McGwire, Highlanders	22	1993	Doug Jones, Metros	39
1994	Ken Griffey, Highlanders	25	1994	Greg McMichael, Platoon	36
1995	Jeff Bagwell, Devils	30	1995	Heathcliffe Slocumb, Platoon	35
1996	Albert Belle, Cats	24	1996	Steve Reed, Devils	36
1997	Alex Rodriguez, Highlanders	27	1997	Mark Wohlers, Platoon	37
1998	Mark McGwire, Platoon	31	1998	Paul Quantrill, Devils	35
1999	Sammy Sosa, Juggernauts	33	1999	Chuck McElroy, Bombers, Paul Quantrill, Devils	37
2000	Sammy Sosa, Juggernauts	33	2000	Armando Benitez, Jugg-Monsters	41
2001	Richard Hidalgo, Dairy Kings	28	2001	Turk Wendell, Beefers	38
2002	Barry Bonds, Highlanders	44	2002	Steve Kline, Juggernauts	43
2003	Barry Bonds, Highlanders	25	2003	J.C. Romero, Whatever's	35
2004	Gary Sheffield, Mambo Kings	40	2004	Mike Timlin, Beefers	37
2005	Bonds, A.Ramirez,,Trv, C, Lee, Bf	23	2005	Steve Kline, Road Warriors	35
2006	Adam Dunn, Whatever's	27	2006	B.J. Ryan, Platoon	36
2007	Jermaine Dye, Beefers	28	2007	Scot Shields, Road Warriors	38
2008	Alex Rodriguez, Titans	26	2008	Chad Qualls, Platoon	41
2009	Hanley Ramirez, Taz Devils	22	2009	Carlos Marmol, Taz Devils	39
2010	Chase Utley, Devils	21	2010	Matt Guerrier, Devils	40
2011	Jose Bautista, Platoon	23	2011	Matt Belisle, Otters	37
2012	Jose Bautista, Platoon	23	2012	David Robertson, Road Warriors	35
2013	Beltre, Beefs, Stanton, Whats	23	2013	Grant Balfour, Road Warriors	35
2014	Miguel Cabrera, Whatever's	23	2014	Kenley Jansen, Otters	35

Runs scored		Innings pitched	
1988	Tim Raines, Metros	47	1988 Orel Hershisier, Highlanders 97.1
1989	Jose Canseco, Platoon	43	1989 Dwight Gooden, Metros 114.1
1990	Wade Boggs, Platoon	50	1990 Mark Langston Beefers 118.1
1991	Barry Bonds, Highlanders	46	1991 Dave Stewart, Highlanders 130.1
1992	Barry Bonds, Highlanders	47	1992 Bill Gullickson, Platoon 119.0
1993	Barry Bonds, Highlanders	58	1993 Doug Drabek, Metros 155.0
1994	Barry Bonds, Highlanders	55	1994 Greg Maddux, Bombers 129.0
1995	Jeff Bagwell, Devils	67	1995 Greg Maddux, Bombers 156.0
1996	Barry Bonds, Highlanders	56	1996 Greg Maddux, Bombers 126.0
1997	Barry Bonds, Highlanders	67	1997 John Smoltz, Beefers 157.1
1998	Barry Bonds, Highlanders	70	1998 Roger Clemens, Highlanders 153.0
1999	Ken Griffey, Highlanders	70	1999 Kevin Brown, Highlanders 135.1
2000	Derek Jeter, Devils	80	2000 Mike Hampton, Replace-Monsters 141.0
2001	Jeff Bagwell, Devils	77	2001 Randy Johnson, Devils 133.2
2002	Barry Bonds, Highlanders	76	2002 Randy Johnson, Devils 137.2
2003	Brian Giles, Whatever	72	2003 Randy Johnson, Devils 149.1
2004	Gary Sheffield, Mambo Kings	70	2004 Tim Hudson, Turfbeaters 144.0
2005	Bob Abreu, Road Warriors	65	2005 Doug Davis, Turfbeaters 134.1
2006	Adam Dunn, Whatever	64	2006 Roger Clemens, Titans 149.0
2007	Albert Pujols, Turfbeaters	60	2007 Chien Ming Wang, Turbeaters 142.1
2008	Alex Rodriguez, Titans	62	2008 C.C. Sabathia, Turfbeaters 144.0
2009	Lance Berkman, Devils	65	2009 C.C. Sabathia, Turfbeaters 148.1
2010	Hanley Ramirez, Ch .Utley, Dev.	60	2010 Adam Wainwright, Turfbeaters 142.0
2011	J.Bautista, Plat, Tulowitzki, Road	53	2011 Felix Hernandez, Road Warriors 139.2
2012	Jose Bautista, Platoon	52	2012 Justin Verlander, Turfbeaters 138.0
2013	Andrew McCutchen, Beefers	54	2013 Justin Verlander, Turfbeaters 124.7
2014	Andrew McCutchen, Beefers	46	2014 Clayton Kershaw, Taz Devils 124.0

Stolen bases			Strikeouts		
1988	Tony Gwynn, Tourists	29	1988	Roger Clemens, Highlanders	76
1989	Rickey Henderson, Platoon	43	1989	Roger Clemens, Highlanders	77
1990	Rickey Henderson, Platoon	42	1990	Mark Langston, Beefers	106
1991	Henry Cotto, Platoon	50	1991	Roger Clemens, Highlanders	95
1992	Otis Nixon, Beefers	26	1992	Jose Rijo, Beefers	101
1993	Rickey Henderson, Platoon	33	1993	Curt Schilling, Devils	108
1994	Kenny Lofton, Devils	43	1994	Randy Johnson, Devils	108
1995	Kenny Lofton, Devils	39	1995	Greg Maddux, Bombers	133
1996	Barry Larkin, Platoon	43	1996	Randy Johnson, Hideo Nomo, Devils	123
1997	Kenny Lofton, Devils	67	1997	John Smoltz, Beefers	156
1998	Craig Biggio, Platoon	29	1998	Roger Clemens, Highlanders	187
1999	Kenny Lofton, Devils	36	1999	Roger Clemens, Highlanders	126
2000	Roberto Alomar	37	2000	Randy Johnson, Devils	159
2001	Luis Castillo, Juggernauts	48	2001	Pedro Martinez, Devils	144
2002	Juan Pierre, Devils	33	2002	Randy Johnson, Devils	161
2003	Carlos Beltran, Whatever's	32	2003	Curt Schilling, Titans	162
2004	Carlos Beltran, Whatever's	39	2004	Kevin Brown, Merchantainers	139
2005	Carlos Beltran, Whatever's	45	2005	Johan Santana, Beefers	142
2006	Jose Reyes, Turfbeat'ers	25	2006	Johan Santana, Beefers	149
2007	Jose Reyes, Turfbeat'ers	43	2007	Carlos Zambrano, Platoon	131
2008	Jose Reyes, Turfbeat'ers	45	2008	Dan Haren, Turfbeat'ers	140
2009	Jose Reyes, Turfbeat'ers	42	2009	C.C. Sabathia, Turfbeat'ers	161
2010	Jacoby Ellsbury, Turfbeat'ers	41	2010	Zack Greinke, Platoon	142
2011	Brett Gardner, Road Warriors	54	2011	Felix Hernandez, Road	129
2012	Tony Campana, Road Warriors	51	2012	Justin Verlander, Turfbeat'ers	141
2013	Alcides Escobar, Otters	43	2013	Jake Peavy, Turfbeat'ers	113
2014	Rajai Davis, Road Warriors	37	2014	C. Kershaw, Taz Devils, Scherzer, Beefers	115

Caught stealing

1988	Tony Gwynn, Tourists	11
1989	Rickey Henderson, Platoon	17
1990	Tony Gwynn, Tourists	10
1991	Vince Coleman, Tourists	16
1992	H.Johnson, Bfr, B. Bond, HL	12
1993	Bip Roberts, Tourists	13
1994	DeLino DeShields, Devils	14
1995	Kenny Lofton, Devils	13
1996	Kenny Lofton, Devils	16
1997	Kenny Lofton, Devils	14
1998	Craig Biggio, Platoon	14
1999	Kenny Lofton, Devils	16
2000	Jeff Bagwell, Derek Jeter, Devils	13
2001	Luis Castillo, Juggernauts	18
2002	J. Pierre, Devils; F. Vina, What	10
2003	Jeff Bagwell, Devils	9
2004	Juan Pierre, Devils	11
2005	Luis Castillo, Turfbeaters	10
2006	Ryan Freel, Platoon	13
2007	J. Lugo, Titans, J. Reyes, Turf	13
2008	Hanley Ramirez, Platoon-Devils	15
2009	Jose Reyes, Turfbeaters	13
2010	Carl Crawford, Gashouse	13
2011	Brett Gardner, Road Warriors	18
2012	Brett Gardner, Road Warriors	12
2013	Derek Jeter, Piranhas	8
2014	Rajai Davis, Road Warriors	12

Bases on balls

1988	Dave Stewart, Tourists	40
1989	Tim Leary, Tourists	37
1990	Mike Moore, Beefers	62
1991	Zane Smith, Beefers	40
1992	Greg Maddux, Tourists	39
1993	Curt Schilling, David Cone, Devils	50
1994	Greg Maddux, Bombers	52
1995	Jason Bere, Bombers; Pedro Martinez, Devils	47
1996	Pat Rapp, Beefers	68
1997	Tom Glavine, Platoon	56
1998	Daryl Kile, Beefers; Shawn Estes,Thunder	57
1999	Kerry Wood, Juggernauts	55
2000	Mike Hampton, Replace-Monsters	68
2001	Bartolo Colon, Dairy Kings	65
2002	Randy Johnson, Devils	71
2003	Jarrold Washburn, Whatever	52
2004	Russ Ortiz, Whatever	63
2005	Doug Davis, Turfbeaters	76
2006	Carlos Zambrano, Platoon	51
2007	Barry Zito, Turfbeaters	65
2008	Jake Peavy, Devils	57
2009	Edinson Volquez, Beefers	56
2010	Felix Hernandez, Road Warriors	65
2011	Jonathan Sanchez, Beefs	52
2012	Jon Lester, Gang	53
2013	C.J. Wilson, Turfbeaters	60
2014	Bartolo Colon, Otters	54

Bases on balls			Wild pitches		
1988	Robin Yount, Tourists	38	1988	Mike Scott, Highlanders	5
1989	Wade Boggs, Metros	50	1988	N/A	-
1990	Rickey Henderson, Platoon	42	1990	Mike Moore, Beefers	4
1991	Bill Doran, Platoon	46	1991	N/A	-
1992	Mickey Tettleton, Beefers	40	1992	N/A	-
1993	Barry Bond, Highlanders	49	1993	Dave Fleming, Tourists; Jose Guzman, Platoon	4
1994	Len Dykstra, Beefers	67	1994	John Smoltz, Highlanders	5
1995	Frank Thomas, Beefers	64	1995	Jose Rijo, Beefers	4
1996	Frank Thomas, Beefers	75	1996	Al Leiter, Cats, Pat Rapp, Beef, Sh. Reynolds, Cats	5
1997	Barry Bond, Highlanders	61	1997	Mike James, Devils	4
1998	Barry Bonds, Highlanders	55	1998	Kevin Appier, Bombers	6
1999	Mark McGwire, Platoon-GM	71	1999	PMartinez, Dev, T.Stotlmyre GM, K. Wood, Jugg	4
2000	Jeff Bagwell, Devils	76	2000	Mike Hampton, Replace-Green Monsters	7
2001	Jason Giambi, Dairy Kings	58	2001	Shawn Estes, Dairy Kings	4
2002	Barry Bonds, Highlanders	84	2002	Sean Lowe, Highlanders	5
2003	Barry Bonds, Merchantainers	81	2003	A.J. Burnett, Beefers	7
2004	Jason Giambi, Whatever	54	2004	Javier Vazquez, What; Carlos Zambrano, Merch	4
2005	Barry Bonds, Travelers	83	2005	Brandon Webb, What	4
2006	Brian Giles, Whatever	55	2006	John Lackey, Road	7
2007	Todd Helton, Whatever	49	2007	Jason Jennings, Gashouse Gang	4
2008	Alex Rodriguez, Titans	53	2008	Dan Haren, Turfbeat	7
2009	Berkman, Devils, C. Jones, Beefs	47	2009	Brandon Webb, Whats; Felix Hernandez, Road	5
2010	Chase Utley, Devils	62	2010	Kevin Millwood, Beefers	6
2011	Albert Pujols, Turf	48	2011	Cueto, Otters, Jsh Johnson, Kershaw, Devils	5
2012	Jose Bautista, Platoon	44	2012	Jeremy Hellickson, Gang, Ricky Romero, Gang	5
2013	Joe Mauer, Whatever	52	2013	Dickey and Kershaw, Devils., Dvd. Price, Road	3
2014	Joey Votto, Whatever	54	2014	M. Bumgarner, Road, Darvish, What	3

Hit by pitch

1988	Keith Hernandez, Tourists	3
1989	Mike Greenwell, Metros	5
1990	Lonnie Smith, Highlanders	5
1991	Barry Bonds, Chris Sabo, HL	4
1992	Matt Williams, Beefers	4
1993	C. Baerga, Plat; Hollins, Dev	10
1994	Jeff Blauser, Beefers	9
1995	Shane Mack, Devils	9
1996	Craig Biggio, Devils	10
1997	Craig Biggio, Platoon	12
1998	Craig Biggio, Platoon	16
1999	Jason Kendall, Green Monsters	26
2000	Derek Jeter, Devils	16
2001	Jason Kendall, Green Monsters	17
2002	Craig Biggio, Platoon	15
2003	Sheffield, C. Delgado, Biggio	13
2004	Derek Jeter, Devils	11
2005	Geoff Jenkins, Road Warriors	12
2006	Placido Polanco, Beefers	13
2007	Reed Johnson, Kendall, Johjima	11
2008	Ludwick, Gang, Polanco, Beef	11
2009	Prince Fielder, Road	14
2010	Chase Utley, Devils	14
2011	Mark Texeira, Plat	10
2012	Casey Kotchman, Piranhas	14
2013	Prince Fielder, Road Warriors	12
2014	Daniel Nava, Otters	9

Hit batsmen

1988	Mike Henneman, Highlanders	3
1989	Tim Leary, Tourists	5
1990	Rob Murphy, Metros	4
1991	N/A	-
1992	N/A	-
1993	Charles Nagy, Devils; Doug Drabek, Metros	3
1994	Four tied with	4
1995	Randy Johnson, Devils	5
1996	Andy Ashby, Cats; Hideo Nomo, Devils	6
1997	Roger Clemens, HL, Steve Trachsel, Bombers	7
1998	Randy Johnson, Devils	9
1999	Al Leiter, Devils	6
2000	Jose Rosado, Highlanders	8
2001	Aaron Sele, Beefs, Shawn Estes, Dairy	5
2002	Mike Mussina, Highlanders	11
2003	Pedro Martinez, Devils	9
2004	Kevin Brown, C.C. Sabathia, Merchants	9
2005	Doug Davis, Turfbeatars	11
2006	Scott Kazmir, Whateverers	10
2007	Mike Mussina, Titans, Jeff. Francis, Gas	9
2008	Ted Lilly, Road	10
2009	Roy Halladay, Whateverers	8
2010	Brad Zeigler, Beefers	8
2011	Carl Pavano, Piranhas	7
2012	Jon Lester, Gang	8
2013	Yu Darvish, Platoon	9
2014	Adam Wainwright, Whateverers	7

Games appeared			Total runs allowed		
1988	Bill Doran, Tourists	59	1988	Rick Sutcliffe, Tourists	45
1989	CRipken, HL, Will Clark, Met	72	1989	Ted Higuera, John Tudor, Metros	55
1990	Cal Ripken, Ruben Sierra, HL	73	1990	Mike Moore, Beefers	65
1991	Cal Ripken, Highlanders	73	1991	Danny Darwin, Platoon	49
1992	Cal Ripken, Highlanders	73	1992	Tom Glavine, Tourists	61
1993	Pendleton, Puckett, Ripken	80	1993	C. Schilling, S. Fernandez, Devils	62
1994	Five tied with	80	1994	Kevin Appier, Platoon	63
1995	Three tied with	80	1995	Jose Rijo, Beefers	71
1996	Six tied with	80	1996	Jamie Navarro, Bombers	61
1997	Three tied with	82	1997	Steve Trachsel, Bombers	65
1998	Vinny Castilla, Platoon	81	1998	Andy Benes, Crusaders	76
1999	Griffey, A. Rodrgz, HL,CJones Bf	81	1999	Scott Erickson, Juggernauts	77
2000	Four tied with	84	2000	Mike Hampton, Replace-Monsters	93
2001	Four tied with	84	2001	Shawn Estes, Dairy Kings	102
2002	Five tied with	84	2002	Randy Johnson, Devils	75
2003	Vladimar Guerrero, Devils	85	2003	Barry Zito, Juggernauts	71
2004	Richie Sexson, Road Warriors	84	2004	Javier Vazquez, Whatever	72
2005	Hideki Matsui, Turfbeaters	84	2005	Barry Zito, Turfbeaters	95
2006	Six tied with	84	2006	Jose Contreras, Gashouse	68
2007	Michael Young, Gashouse	84	2007	Jason Jennings, Gashouse	81
2008	Rollins, Beef, Rowand, Platoon	84	2008	Jered Weaver, Road Warriors	79
2009	Brkman, Utley, Dev., Suzuki, Trf	84	2009	C.C. Sabathia, Turfbeaters	81
2010	Albert Pujols, Turfbeaters	83	2010	Adam Wainwright, Turfbeaters	83
2011	Four tied with	79	2011	CC Sabathia, Turfs	59
2012	Matt Kemp, Devils	80	2012	Jon Lester, Gang	80
2013	Three tied with	80	2013	Trevor Cahill, Piranhas	78
2014	Five tied with	78	2014	Derek Holland, Piranhas	63

At bats			Earned runs allowed		
1988	Kirby Puckett, Metros	234	1988	R. Sutcliffe, D. Stewart, Tourists	42
1989	Kirby Puckett, Metros	277	1989	Ted Higuera, Metros	51
1990	Ruben Sierra, Platoon	293	1990	Mike Moore, Beefers	60
1991	Ryne Sandberg, Highlanders	281	1991	Danny Darwin, Platoon	47
1992	Cal Ripken, Highlanders	271	1992	Tom Glavine, Tourists	53
1993	Ryne Sandberg, Highlanders	323	1993	Curt Schilling, Devils	57
1994	Kirby Puckett, Metros	331	1994	Kevin Appier, Platoon	59
1995	Kenny Lofton, Devils	350	1995	Jose Rijo, Beefers	63
1996	Carlos Baerga, Cats	309	1996	Jamie Navarro, Bombers	55
1997	Roberto Alomar, Beefers	328	1997	Juan Guzman, Crusaders	64
1998	Barry Bonds, Highlanders	316	1998	Jimmy Key, Crusaders	63
1999	Ken Griffey, Highlanders	331	1999	Kerry Wood, Juggernauts	67
2000	Edgardo Alfonzo, Highlanders	347	2000	Nagy, GM-Juggs, Ortiz, Replace	79
2001	Jose Vidro, Dairy Kings	357	2001	Shawn Estes, Dairy Kings	86
2002	Brett Boone, Highlanders	354	2002	Randy Johnson, Devils	73
2003	Tejada, Whats; ARodrgz, Titans	348	2003	Jarrod Washburn, Whatever	64
2004	Garrett Anderson, Mambo Kings	348	2004	Javier Vazquez, Whatever	67
2005	Ichiro Suzuki, Turfbeaters	353	2005	Barry Zito, Turfbeaters	89
2006	Jose Reyes, Turfbeaters	334	2006	Jose Contreras, Gashouse	82
2007	Derek Jeter, Devils	348	2007	Chris Carpenter, Devils	79
2008	Jimmy Rollins, Beefers	347	2008	Jered Weaver, Road Warriors	72
2009	Jose Lopez, Beefers	342	2009	C.C. Sabathia, Turfbeaters	72
2010	Derek Jeter, Platoon	348	2010	Adam Wainwright, Turfbeaters	78
2011	Adrian Beltre, Beef	309	2011	Matt Cain, Gang, Sabathia Turfs	53
2012	Michael Young, Beefers	330	2012	Jon Lester, Gang	80
2013	Andrew McCutchen, Beefers	323	2013	Trevor Cahill, Piranhas	66
2014	Adrian Beltre, Beefers	326	2014	Derek Holland, Piranhas	59

Strikeouts			Home runs allowed		
1988	Santiago, Plt; Dl. Murphy, Met	53	1988	Jimmy Key, Tourists	17
1989	Andres Gallaraga, Platoon	76	1989	Greg Swindell, Tour, John Tudor, Met	14
1990	Howard Johnson, Beefers	61	1990	Dave Stewart, Highlanders	17
1991	Tim Wallach, Tourists	61	1991	David Wells, Met, Grg. Hibbard, Bfrs	12
1992	Jose Canseco, Platoon	71	1992	Greg Swindell, Platoon	16
1993	Dave Hollins, Devils	68	1993	Curt Schilling, Devils	15
1994	Albert Belle, Metros	70	1994	Orel Hershiser, Metros	21
1995	Matt Williams, Metros	71	1995	Mike Mussina, Highlanders	22
1996	Raul Mondesi, Platoon	85	1996	Kenny Rogers, Beefers	17
1997	Mo Vaughn, Crusaders	74	1997	Juan Guzman, Crusaders	24
1998	Sammy Sosa, Thunder	97	1998	Curt Schilling, Crusaders	24
1999	Andruw Jones, Juggernauts	92	1999	Francisco Cordova, Green Monsters	26
2000	Sammy Sosa, Juggernauts	110	2000	Brad Radke, Beefers	28
2001	Jim Edmonds, Platoon	106	2001	Ryan Dempster, Whatever	33
2002	Scott Rolen, Monsters	103	2002	Javier Vazquez, Whatever	25
2003	Bob Abreu, Road Warriors	85	2003	Kirk Rueter, Juggernauts	29
2004	Jim Thome, Beefers	92	2004	Javier Vazquez, Whatever	25
2005	Jim Edmonds, Ocean's Nine	99	2005	Livan Hernandez, Ocean's Nine	26
2006	Adam Dunn, Whatever	113	2006	Dan Haren, Gashouse Gang	23
2007	Adam Dunn, Whatever	112	2007	Chris Carpenter, Devils	31
2008	Adam Dunn, Whatever	118	2008	Chris Young, Gashouse Gang	20
2009	Lance Berkman, Taz Devils	84	2009	Joe Saunders, Road Warriors	21
2010	Ryan Braun, Devils	83	2010	Adam Wainwright, Turfbeaters	23
2011	Dan Uggla, Beefers	88	2011	Matt Garza, Piranhas	20
2012	Matt Kemp, Devils	96	2012	Cliff Lee, Piranhas	28
2013	Curtis Granderson, Road War	89	2013	Stephen Strasburg, Gang	21
2014	Ian Desmond, Devils	83	2014	Derek Holland, Piranhas	19

Sacrifices			Hits allowed		
1988	N/A	-	1988	Frank Viola, Highlanders	85
1989	MBarrett, Tourists, Lavalliere, HL	5	1989	Ted Higuera, Metros; Greg Swindell, Tour	96
1990	Ozzie Smith, Tourists	11	1990	Doug Drabek, Metros	101
1991	Tim Wallach, Tourists	8	1991	Greg Hibbard, Beefers	84
1992	Roberto Alomar, Beefers	7	1992	Tom Glavine, Tourists	95
1993	Robin Ventura, Highlanders	11	1993	C. Leibrandt, Met; Swindell, Tour	116
1994	LDykstra, Beefs; GGagne, Plat	7	1994	John Burkett, Highlanders	113
1995	Roberto Alomar, Beefers	5	1995	Jack McDowell, Beefers	124
1996	Jody Reed, Highlanders	9	1996	Ismael Valdes, Highlanders	109
1997	Eric Young, Devils	8	1997	Ismael Valdez, Highlanders	108
1998	Four tied with	4	1998	Andy Benes, Crusaders	129
1999	Edmnds, Bmb; KLofton, Jeter, Dev	5	1999	Scott Erickson, Juggernauts	117
2000	Russ Ortiz, Replacements	5	2000	Mike Hampton, Replace-Monsters	152
2001	Brad Ausmus, Devils	9	2001	Shawn Estes, Dairy Kings	146
2002	Placido Polanco, Beefers	15	2002	Randy Johnson, Devils	116
2003	Craig Counsell, Mambo Kings	7	2003	Matt Morris, Road Warriors	124
2004	Mike Bordick, Devils	6	2004	Javier Vazquez, Whatever	133
2005	OHudson, Devils, APujols, Turf	5	2005	Jeff Suppan, Travelers	134
2006	Placido Polanco, Beefers	11	2006	Jose Contreras, Gashouse	131
2007	Ichiro Suzuki, Turfbeaters	10	2007	Chris Young, Gashouse	137
2008	Iwamura, Pierre, Polanco tied w	5	2008	Jered Weaver, Road Warriors	133
2009	Russell Martin, Turfbeaters	8	2009	C.C. Sabathia, Turfbeaters	167
2010	Asdrubal Cabrera, Turfbeaters	13	2010	Adam Wainwright, Turfbeaters	137
2011	Four tied with	4	2011	Jon Lester, Gang	114
2012	Marco Scutaro, Whatever	6	2012	C.J. Wilson, Turfbeaters	125
2013	Marco Scutaro, Whatever	6	2013	Jake Peavy, Turfbeaters	122
2014	Chris DeNorfia, Road	11	2014	Derek Holland, Piranhas	118

Most errors (fielding)

1988	Pedro Guerrero, HL	12
1989	Mike Greenwell, Metros	11
1990	Joe Carter, Beefers	18
1991	Darryl Strawberry, Metros	10
1992	Howard Johnson, Beefers	15
1993	Tettleton, Beefs, DeShields, Dev	10
1994	Juan Gonzalez, Beefers	13
1995	Kevin, Mitchell, Platoon	14
1996	John Valentin, Devils	11
1997	Barry Larkin, Platoon	12
1998	Alex Rodriguez, Highlanders	13
1999	Nomar Garciaparra, Beefers	19
2000	Sammy Sosa, Juggernauts	17
2001	Mike Piazza, Dairy Kings	22
2002	Derek Jeter, Devils	13
2003	Derek Jeter, Devils	20
2004	Jason Kendall, Mambo Kings	14
2005	Alex Rodriguez, Titans	18
2006	A. Rodriguez, M. Ensberg, Titans	13
2007	M.Young, Gas, C. Guillen, What	15
2008	A.J. Pierzynski, Titans	16
2009	H. Ramirez, R. Theriot, J. Reyes	13
2010	Jason Bartlett, Gang	17
2011	Adrian Beltre, Beefers	22
2012	Miguel Montero, Otters	19
2013	Jeter, Piranhas, Scutaro, Whats	13
2014	Ian Desmon, Devils	8

Most games lost

1988	Jimmy Key, Tourists	8
1989	Swindell, Tourists, Ch. Leibrandt, J. Tudor, Mets	8
1990	Greg Maddux, Tourists	9
1991	Greg Hibbard, Beefers, Bill Swift, Platoon	9
1992	Roger Clemens, Highlanders	9
1993	Curt Schilling, Devils	12
1994	C. Finley, Bombers, J. McDowell, Beefers	10
1995	Jack McDowell, Beefers	11
1996	Jamie Navarro, Kevin Appier, Bombers	8
1997	Al Leiter, Crusaders	10
1998	Mark Clark, Crusaders	13
1999	Rick Reed, Bombers, Kerry Wood, Juggernauts	10
2000	Kris Benson, Bombers	12
2001	Shawn Estes, Dairy Kings, Aaron Sele, Beefers	11
2002	Aaron Sele, Beefers, Jose Mesa, Monsters	10
2003	Kirk Rueter, Titans, Roy Halladay, Mambos	10
2004	Darrell May, Beefers	10
2005	Doug Davis, Turfbeatars	12
2006	Livan Hernandez, Road, Mark Buehrle, Beefers	10
2007	Nate Robertson, Titans	12
2008	Javier Vazquez, Titans, Chin Ming Wang, Turf	11
2009	Sabathia, Turf; Joe Saunders, Ted Lilly Road	10
2010	Jon Danks, Gang	12
2011	Wandy Rodriguez, Piranhas	10
2012	Cliff Lee, Turfs, Derek Holland, Otters	10
2013	Trevor Cahill, Piranhas	10
2014	Jose Quintana, Piranhas	10

OAPBA Champions 1988-2014, 27 seasons

<i>Year</i>	<i>World Series</i>	<i>Manager</i>	<i>W-L</i>	<i>Pct.</i>	<i>Best regular season record</i>
1988	Highlanders 3 , Metros 0	Joel Prinsell	31-29	0.517	Metros 36-24, .600
1989	Metros 4 , Platoon 2	Bryant Applegate	34-38	0.472	Highlanders, Platoon 38-34, .528
1990	Platoon 4 , Highlanders 2	Joe Passiatore	46-27	0.630	Platoon 46-27, .630
1991	Highlanders (no series)	Joel Prinsell	46-27	0.630	Highlanders 46-27 .630
1992	Metros (no series)	Bryant Applegate	46-27	0.630	Metros 46-27 .630
1993	Platoon 4 , Highlanders 2	Joe Passiatore	45-35	0.562	Highlanders 52-28 .650
1994	Platoon 4 , Metros 1	Joe Passiatore	43-37	0.537	Platoon 43-37 .537
1995	Taz Devils 4 , Metros 1	Dave Larson	42-38	0.525	Metros 43-34 .557
1996	Taz Devils (no series)	Dave Larson	50-30	0.625	Taz Devils 50-30 .625
1997	Platoon 4 , Beefers 2	Joe Passiatore	47-35	0.573	Beefers 54-28 .659
1998	Highlanders 4 , Platoon 1	Joel Prinsell	57-23	0.713	Highlanders 57-23 .713
1999	Highlanders 4 , Platoon 3	Joel Prinsell	53-28	0.654	Highlanders 53-28 .654
2000	Taz Devils 4 , Highlanders 1	Dave Larson	52-32	0.618	Highlanders 54-31 .635
2001	Platoon 4 , Taz Devils 3	Joe Passiatore	51-33	0.607	Taz Devils 58-26 .690
2002	Highlanders 4 , Monsters 1	Joel Prinsell	50-34	0.595	Highlanders 50-34 .595
2003	Taz Devils 4 , Merchantainers 1	Dave Larson	56-29	0.659	Taz Devils 56-29 .659
2004	Taz Devils 4 , Road Warriors 2	Dave Larson	46-38	0.548	Whatevers 50-34 .595
2005	Travelers 4 , Taz Devils 0	Walt Taylor	46-38	0.548	Taz Devils 49-35 .583
2006	Whatevers 4 , Gashouse Gang 1	Walt Taylor	52-32	0.619	Whatevers 52-32 .619
2007	Whatevers 4 , Platoon II 3	Walt Taylor	51-33	0.607	Platoon II 58-26 .690
2008	Platoon (II) 4 , Whatevers 1	Joe Passiatore	47-37	0.560	Whatevers 56-28, .667
2009	Platoon (II) 4 , Beefers 1	Joe Passiatore	56-30	0.651	Platoon, Taz Devils, 56-30, .651
2010	Platoon (II) 4 , Whatevers 2	Joe Passiatore	54-30	0.643	Whatevers, 59-25, .702
2011	Platoon (II) 4 , Taz Devils 1	Joe Passiatore	48-32	0.600	Taz Devils 54-26, .700
2012	Platoon (II) 4 , Beefers 2	Joe Passiatore	48-32	0.600	Platoon, 48-32, .600
2013	Platoon (II) , Whatevers 3	Joe Passiatore	44-36	0.550	Taz Devils, 50-30, .625
2014	Beefers 4 , Otters 0	Rod Caborn	43-35	0.551	Taz Devils, 46-32, .590

OAPBA Championship Summary

Platoon (II) 7	2005 as Travelers (Walt Taylor); 2008-2013 as Platoon II (Passiatore)
Highlanders 5	All under Joel Prinsell
Platoon 5	All under Joe Passiatore
Taz Devils 5	All under Dave Larson
Whatevers 4	1989, 1992 as Metros (Applegate); 2006-7 as Whatevers (W. Taylor)
Beefers 1	Under Rod Caborn

Manager Championship Summary

Joe Passiatore 11	Original Platoon five championships; Platoon Ii six championships
Joel Prinsell 5	Highlanders, five championships
Dave Larson 5	Taz Devils, five championships
Walt Taylor 3	Whats two championships; Travelers (current Platoon II) one championship
Bryant Applegate 2	Metros (now Whatevers) two championships
Rod Caborn 1	Took 24 seasons to record first championship